



HAL
open science

Incentives for Partial Acquisitions and Real Market Concentration

Patricia Charléty, Marie-Cécile Fagart, Saïd Souam

► **To cite this version:**

Patricia Charléty, Marie-Cécile Fagart, Saïd Souam. Incentives for Partial Acquisitions and Real Market Concentration. 2007. hal-00143911

HAL Id: hal-00143911

<https://hal.science/hal-00143911>

Preprint submitted on 5 May 2007

HAL is a multi-disciplinary open access archive for the deposit and dissemination of scientific research documents, whether they are published or not. The documents may come from teaching and research institutions in France or abroad, or from public or private research centers.

L'archive ouverte pluridisciplinaire **HAL**, est destinée au dépôt et à la diffusion de documents scientifiques de niveau recherche, publiés ou non, émanant des établissements d'enseignement et de recherche français ou étrangers, des laboratoires publics ou privés.

Incentives for Partial Acquisitions and Real Market Concentration

Patricia Charléty*, Marie-Cécile Fagart[†] and Saïd Souam[‡]

February 15, 2007

Abstract

We analyze the incentives of a controlling shareholder of a firm to acquire, directly or indirectly through his firm, shares in a competitor. We characterize the conditions under which these partial acquisitions are profitable for this dominant shareholder as well as the equilibrium toehold and its nature: controlling or silent. We find that while this shareholder gains, the acquisition is detrimental to minority shareholders of his firm, or of the target, or even of both. We show that the incentives are enhanced if the dominant shareholder initially holds silent stakes in rivals while controlling interests may discourage them. Moreover, we find that partial acquisitions always lead to a decrease in the joint profit of the two firms involved, and an increase in competitors's profits as the market becomes less competitive.

Keywords: horizontal partial acquisitions, real market concentration, dominant shareholder, minority shareholders, silent interests.

JEL classification: D23, D43, G32, G34.

*ESSEC Business School, Départements d'Economie et de Finance, PO Box 105, 95021 Cergy-Pontoise Cedex, France. email: charlety@essec.fr

[†]University of Rouen. email: mariececile.fagart@wanadoo.fr

[‡]Corresponding author. University of Paris-Nord (CEPN) and CREST-Laboratoire d'Economie Industrielle, 28 rue des Saints Pères 75007 Paris, France. souam@ensae.fr

1 Introduction

After acquiring a 20% stake in Havas in 2005, a French advertising and media conglomerate, Vincent Bolloré built up a holding of 29% in Aegis equity capital, a British direct competitor in the media industry. As a minority but dominant shareholder of Havas, the French entrepreneur is the Chairman and CEO of the company, and the majority of the board is affiliated to him. By contrast, although Bolloré is also the dominant shareholder of Aegis, he has no representative in the board and until now did not make any offer to gain control of the company.¹ Bolloré actually sought representation in the board of Aegis but the resolution did not pass. Aegis' board recommended to vote against the resolution arguing that "Groupe Bolloré's interests are unlikely to coincide with the interests of Aegis shareholders as a whole". Although Bolloré has no direct influence on Aegis' management, he decided to keep his stake in the company. This example is by no means unique. As a result of partial acquisitions, in many continental European countries shareholding power is highly concentrated in the hand of large shareholders (Becht and Röell, 1999), who sometimes are also competitors. Even in the United States, the presence of a large voting block is not uncommon in listed companies (Becht and Mayer, 2002). As Dahya, Dimitrov and Mc Connell (2006) document, on average 47.1% of the board is affiliated to the dominant shareholder, and 40.7% of the votes are under his control.² Depending on the size of the toehold, but also on the legal environment, the existence of multiple voting rights, ...the dominant shareholder may control the firm (as Bolloré in Havas), in particular when the remaining equity is in the hand of small shareholders as is often the case.

Although partial acquisitions are common in corporate life³, they received relatively little attention from economists. Especially, the motivation for acquiring a substantial but non-controlling share of equity, what we will call a *silent* acquisition (as Bolloré's in Aegis), is not

¹With 30% equity, he would have to launch a tender offer under the British law.

²The dominant shareholder is defined as holding at least 10% of the equity capital; the authors conclude that in countries with a better legal protection of minority shareholders, broadly Common Law countries, the power of the dominant shareholder is weaker than in countries with less protection, typically Civil Law countries.

³For example, during the period 2000-2003 there are around 700 crossings of thresholds of at least 5% of equity involving a listed company in France each year compared with around 30 tender offers and even fewer mergers.

clear. Other questions remain largely unanswered: How is the optimal toehold in the target determined? How do existing toeholds affect the subsequent acquisition policy? What is the impact of partial acquisitions on the individual and the overall profit of the firms involved in the transaction, and their competitors? In this article, we address these questions in the particular case of block trades between large shareholders of firms from the same industry. Our work is therefore related to both the Industrial Organization as well as the Corporate Governance literature.

The first economic contributions on the topic have emphasized the fact that horizontal partial ownerships, even small and silent ones, may lessen competition because competitors internalize the negative externality they impose to each other while being aggressive in a market. Bresnahan and Salop (1986), and Reynolds and Snapp (1986) have shown this result in the case of joint-ventures. Flath (1991) shows that a non controlling partial ownership of a firm in another one has typically two effects: a direct effect which induces the acquirer to sacrifice some of its own revenue in order to see its stake in the other firm better valued; the second effect is a strategic one and is due to the rival's response to this toehold. The direct effect is always negative while the second one depends on the type of competition. Within a Cournot context, it is also negative which makes a partial ownership not profitable. Conversely, in a Bertrand setting the strategic effect is positive. The non controlling share could then be profitable for the owner.⁴

In a vertical framework, Flath (1989) shows that symmetric vertical ownerships in a Cournot model may enhance the mark-up of firms and could then be detrimental to competition, contrary to the result of vertical integration (elimination of the double margin phenomena). Dasgupta and Tao (2000) showed that a downstream share in an upstream

⁴Basically, this is the same argument than the one in Salant, Switzer and Reynolds (1983) which shows the unprofitability of horizontal mergers. This extreme result is due to the linearity of the cost of production and the type of competition. Much less stringent conditions under which merging firms benefit from the market power they create can be found in different contributions including Perry and Porter (1985) or Deneckere and Davidson (1985). Reitman (1994) has extended this result to partial ownership arrangements: if the industry's overall profit increases following a partial acquisition, the beneficiaries are the rival companies which benefit from a positive externality (increase in prices) whereas the firms involved in the transaction lose, which removes any incentive. Similarly, Farrell and Shapiro (1990) show that a marginal increase in an initial toehold is profitable only when a cost reduction compensates the negative effect of a less aggressive behavior of the companies involved (production restriction) and may be socially desirable in that case.

firm could be helpful to eliminate the vertical opportunism due to specific investments.

Another strand of the economic literature studies toeholds as a facilitating device for collusion. Gilo, Moshe and Spiegel (2006) establish necessary and sufficient conditions for partial cross ownership arrangements to facilitate tacit collusion.⁵ Different empirical studies have shown the potential negative impact of partial ownership in different sectors: as a collusion facilitating device in Parker and Röller (1997) in the U.S. mobile telephone industry, Alley (1997) in the U.S. Automobile Industry, or as way to re-establish market power in Dietzenbacher, Smid and Volkerink (2000) for the Dutch Financial sector, Amunden and Bergman (2002) in the Nordic Power Market, and Campos and Vega (2003) in the Spanish Electricity Sector.

Whereas the IO literature examines the competitive effects of toeholds in the industry, the the Corporate Governance literature focuses on their consequences for the different groups of shareholders in a company. It is mainly concerned with the role of large and possibly controlling shareholders in defending or expropriating the minority.

The positive role of toeholds in the context of the market for corporate control has been emphasized since the seminal paper of Shleifer and Vishny (1986) who showed that the presence of a large shareholder facilitates value enhancing takeovers. Following their analysis, several authors examined explicitly the strategy of acquisition of a stake in the target before launching a tender offer. For example, Chowdhry and Jegadeesh (1994) predict that the higher the target valuation by the acquirer, the higher the toehold, and the higher the price paid for the remaining shares. Bris (2002) shows that in some cases, because the price paid increases with the toehold, it may be optimal to acquire no stake in the target before launching the tender offer. This result is consistent with the empirical findings of Betton and Eckbo (2000) or Becher and Swicher (2002) who find that very often the acquirer holds no previous share in the target. The Corporate Governance literature also extensively analyzed the monitoring role of a large/controlling shareholder: whereas small shareholders rationally remain passive, large shareholders incur the cost of acquiring information about the firm and its environment and of controlling the management, in order to increase the value of the shares they hold. Minority shareholders therefore gain from the presence of blocks.⁶

⁵Malueg (1992) however provides an example where an increase in the symmetric partial cross ownership does not facilitate tacite collusion.

⁶The literature on this topic has flourished over the past decade; see for example Burkart, Gromb and

However the presence of large shareholders may also create problems, as they may pursue “private interests” at the expense of minority shareholders.⁷ In a model where controlling shareholders extract private benefits, Bebchuk (1994) shows that value decreasing transfers of controlling blocks may occur, as well as value increasing ones be prevented.⁸ Burkart, Gromb and Panunzi (2000) also showed that private negotiation of controlling blocks enables more extraction of private benefits by large shareholders. Barclay and Holderness (1989, 1991, 1992) and Barclay, Holderness and Sheehan (2001) find that blocks of 5% or more of equity are negotiated at a price substantially above⁹ the exchange price and attribute this premium to the existence of private benefits to controlling shareholders. More recently, Johnson, La Porta, Lopez-de Silanes and Shleifer (2000) reported several legal cases in Belgium, France, Germany and Italy where resources have been transferred out of a company to its controlling shareholders (what the authors have called “tunnelling”).

Our article borrows from both the IO and the Corporate Governance literature. It examines the strategic interaction of production and financial decisions within an integrated model of partial acquisitions where the potential benefits, “private” or “public” of the transaction are endogeneously determined in the real sector.¹⁰ More precisely, we study the incentives for horizontal partial acquisitions, controlling or silent (i.e. without transfer of control or power of any kind) in an oligopolistic industry producing a homogeneous good in the absence of synergies. We assume that the strategic decision to acquire equity in a rival belongs to the dominant controlling shareholder of one company in the industry who may already hold outside toeholds. We find that, maximizing his own wealth, this shareholder may engage Panunzi (1997) or Bolton and Von Thadden (1998) for a theoretical approach, and La Porta, Lopez-Silanes, Shleifer and Vishny (2002) for a discussion of the role of the large shareholder.

⁷The fact that, within groups of firms, some categories of shareholders may be favored at the expense of others has long been acknowledged by the finance literature. Indeed, the dilution of minority shareholders’ wealth following a tender offer is actually a solution to the free-rider problem in Grosman and Hart (1980, 1981).

⁸Similarly, Kahan (1993) examines cases where a dominant shareholder deriving private benefits from the control of firms engages in transactions at the expense of other shareholders (public value decreasing transfers of control).

⁹For example, the estimated premium is 20% on average in Barclay and Holderness (1989).

¹⁰The linkage between productive and financial decisions is an important feature of our model. As for Brander and Lewis (1986) in another context (the choice of debt), the functioning of financial markets has an important impact on the economic performance of the real sector.

in privately profitable negotiations with the controlling shareholder of a rival. On the contrary, the acquisition hurts either the minority shareholders of his firm in the case where his controlling toehold is relatively small, or those of the target if the reverse is true, and may even be detrimental to both groups of shareholders when the acquirer initially holds a relatively large overall silent stake in the industry outside the two firms. Overall the joined profit of the companies involved and the consumers' surplus always decrease following the transaction.

In our setting, the negotiating shareholders correctly anticipate the level of the profits of all firms in the industry following the acquisition. As it depends on the level of the toehold and its nature (controlling or silent), so will the price paid for the acquired shares. This interaction explains how the optimal level of the toehold is determined (and the unit price) and why, in some cases, it is preferable to acquire only a *silent* stake. The ownership structure of the bidder and the target thus turns out to be a key variable: the higher the toehold of the dominant shareholder in the company he initially controls, the better the protection of minority shareholders of this firm. Another finding is that initial silent toeholds in rivals increase the incentive to further make partial acquisitions. This is due to higher value of these outside interests following the price increase in the whole industry as competition lessens. On the other hand, the impact of initial controlling toeholds turns out to be ambiguous.¹¹

Accounting for the effects in the industry is therefore essential for a good understanding of the acquisition process and the consequences for shareholders' wealth. Integrating productive and financial decisions reintroduces an incentive for horizontal equity acquisitions, which, in our setting, always destroy value from the viewpoint of the firms involved in the transaction and are inefficient from a social point of view as they lead to higher prices in the industry. The results also emphasize the importance of initial toeholds, in particular silent ones, in companies other than the target for the future acquisition policy; it predicts that partial acquisitions should come in chain and result in a "creeping monopolization" of the industry. Our paper therefore implies that not only financial authorities who traditionally aim at protecting minority shareholders' interest, but also competition authorities should consider partial acquisitions, even silent ones, with scrutiny. From this perspective, it also relates

¹¹Interestingly, although the importance of initial toeholds in the target has been emphasized in the finance literature (see for example Högfeldt and Högholm, 2000, Bulow, Huang and Klemperer, 1999, or Singh, 1998), the role of toeholds in rivals has not, to our knowledge, been examined.

closely to a recent antitrust literature. Indeed, the treatment of partial ownership interests is an important issue for antitrust. However, it is not clear whether they should be compared to mergers or to naked price fixing.¹² Partial ownership interests and joint ventures have become more important in telecommunications and high technology industries.¹³ O'Brien and Salop (2000) and Gilo (2000) argue that even passive investment in the competitors could have important anticompetitive effects and should be analyzed with more scrutiny even though the U.S. antitrust agencies (FTC and DOJ) have recently investigated and challenged some minority equity interests by firms in their competitors.¹⁴

Our paper is organized as follows. The model is presented in section 2. In section 3, we study the equilibrium in the good market for given toeholds. In section 4, we solve the acquisition game under two different bidding possibilities, analyze the conditions (quantities and price) of the transactions and their wealth consequences for shareholders.

2 The model

We consider an oligopolistic market with n firms producing a homogeneous good. The demand is $P(X) = 1 - X$ where X represents the total quantity produced in the industry and P the corresponding price. Each company $i = 1, \dots, n$ produces X_i and $X = \sum_{j=1}^n X_j$. The marginal cost is supposed to be constant and is normalized to zero for all firms. Under these assumptions, profits are $\Pi_i = P(X)X_i$ for all i .

Total equity capital is normalized to 1 for all firms. Each company is controlled by a dominant shareholder. The dominant shareholder chooses the production of the firm(s) he controls (possibly with less than 50% of the shares) and maximizes his own wealth. Initially, the dominant shareholder of any company i holds no equity in other companies $j \neq i$ in this market, except for A, the dominant shareholder of firm 1, who already owns stakes α_j in firms $j > 2$ in addition to his controlling share $\alpha_1 \in]0, 1]$ in firm 1. These toeholds α_j held in competitors may be controlling or non controlling ("silent"). In the case of a controlling share α_k , A initially chooses the production level X_k of firm k controlled in addition to X_1 .

¹²See for example the case of British American Tobacco and Reynolds vs. European Commission 142 and 156-84, R, 4487. The European Court of Justice has investigated a possible violation of article 81 of the Treaty.

¹³O'Brien and Salop (2000) mention many examples of such partial interests.

¹⁴See Dubrow (2001) for an opposite view.

Controlling shareholders compete *à la Cournot*.

We look at the case where shareholder A (and only him by assumption) may buy, directly or indirectly, all or part of the block of shares β_2 ($\beta_2 \in]0, 1]$) initially held by B, the dominant shareholder of firm 2. The remaining equity of 2 is supposed to be widely held. In the case of an indirect acquisition, firm 1 rather than A buys the shares, still under A's initiative. After this acquisition, he may therefore control company B if he (or firm 1) becomes the largest shareholder. In this case, he decides also on the production level X_2 . If after the acquisition of stock by A (or firm 1), B remains the largest shareholder in firm 2, B keeps controlling X_2 . Let $\alpha_2 \in]0, 1]$ be the share of equity acquired in firm 2 by A directly or indirectly from B; in the case of an indirect acquisition, $\hat{\alpha}_2 \in]0, 1]$ represents the amount acquired by firm 1; $\alpha_2 p$ (resp. $\hat{\alpha}_2 p$) is the total amount paid for the transaction by A (resp. by firm 1). After the acquisition, the wealth of shareholder A is therefore $\alpha_1 \Pi_1 + \alpha_2 (\Pi_2 - p) + \sum_{j>2} \alpha_j \Pi_j$.¹⁵ The wealth of B becomes $(\beta_2 - \alpha_2) \Pi_2 + \alpha_2 p$ after a direct acquisition, or $(\beta_2 - \hat{\alpha}_2) \Pi_2 + \hat{\alpha}_2 p$ after an indirect one. The other shareholders' wealth solely depends on the profits of their company. The objective of shareholders is to maximize the value of their financial wealth.

Although most IO literature assumes that firms maximize profits, the assumption that a dominant shareholder controls the firm in his own interest is common in the finance literature. In practice, this can be interpreted as appointing the board. In a recent study, Dahya, Dimitrov and Mc Connell (2006) analyze the composition of the board and performance of firms with a dominant shareholder in 22 countries. They document that on average 47% of the board is affiliated with the dominant shareholder who holds on average 33% of cash flow rights. Even in the United Kingdom where dominant shareholders are less frequent and hold relatively fewer shares (20,3% of cash flow rights on average), the percentage of affiliated directors is on average 42%. In some cases though, the board is only composed of directors independent of the large shareholder, while in others 100% of the board is affiliated with the dominant shareholder. The fact that some boards are completely independent does not contradict the hypothesis that the large shareholder controls the firm. If the dominant shareholder's wealth is closely related to the value of the controlled company, his personal objective is to maximize profits. The best way to achieve this goal might be to appoint an

¹⁵In the case of an indirect acquisition, A's final wealth is: $\alpha_1 [\Pi_1 + \hat{\alpha}_2 (\Pi_2 - p)] + \sum_{j>2} \alpha_j \Pi_j = \alpha_1 \Pi_1 + \alpha_2 (\Pi_2 - p) + \sum_{j>2} \alpha_j \Pi_j$ where share α_2 of A in 2 is $\alpha_1 \hat{\alpha}_2$.

independent board.¹⁶ On the other hand, if the dominant shareholder diverts private benefits at the expense of minority shareholders, he is more likely to appoint directors affiliated to him.

In our model, the controlling shareholders of all firms but 1 have no outside toehold. Their interest therefore coincides with the interest of minority shareholders and their objective is to maximize the firm's profits. This is different for A, the dominant shareholder of firm 1, who has toeholds (controlling or silent) in competitors. The objective is to analyze how these initial toeholds affect the incentives to make further acquisitions, controlling or silent, and evaluate their consequences for blockholders, minority shareholders and consumers.

The timing of the global game is the following: A (or firm 1) acquires equity in 2 in the first stage of the game, determining α_2 and p ; in the second stage, dominant shareholders choose simultaneously the production level of the firm(s) they control given α_2 . Next section examines the Nash equilibrium of this production game. The first stage of the game, the acquisition of equity by A in firm 2, is presented in section 4 where we analyze the existence of bidding Nash equilibria.

3 The equilibrium in the real sector

In this section, we analyze the equilibrium in the real sector after the bidding game has taken place. In the case of a successful acquisition, A has acquired (directly or indirectly) a toehold α_2 in firm 2 (in addition to the shares α_j he already owns in firms $j > 2$) that may or may not give him the control of this firm. At this stage the amount $\alpha_2 p$ paid by A to shareholder B is a sunk cost and therefore does not influence the production decisions of any firm. The toeholds α_2 and α_j affect the production decisions of A in two ways. When setting the output of the firm(s) he controls (at least firm 1), A takes into account the direct effect of the output level of the controlled firm(s) on its (their) own profits, but also the indirect effect on the profits of the companies in which he holds an interest, silent or controlling. Let \mathcal{C} represent the set of firms (the “core” group) controlled by A, and \mathcal{G} the set of firms in which A holds a stake, controlling or not (the “greater” group). The number of firms in which A has a silent stake is denoted n_s and n_c is the number of firms controlled by A.

¹⁶Dahya, Dimitrov and Mc Connell (2006) find a positive relation between the fraction of independent directors and the firm value.

Thus we have a *Cournot* game with $(n - n_c)$ dominant shareholders choosing the output of the firm they control in order to maximize its profits, and A choosing the production of the n_c firms controlled in order to maximize his wealth $\sum_{i=1}^n \alpha_i \Pi_i$.

Obviously, the quantities produced in equilibrium depend on n_c . It turns out that they also depend on the ratio of the sum of the silent interests held by A in his rivals denoted α_s to his highest controlling stake denoted α_c . Let ρ represent this ratio:¹⁷

$$\rho = \frac{\alpha_s}{\alpha_c} \text{ with } \alpha_s = \sum_{i \notin \mathcal{C}} \alpha_i \text{ and } \alpha_c = \text{Max}\{\alpha_i, i \in \mathcal{C}\}.$$

The following proposition gives the quantities and the profits of the firms in equilibrium.

Proposition 1 *Equilibrium quantities and profits are given by the following equations (1)-(4). Among the n_c firms controlled by A, only the firm with the highest weight may have positive production and profits ($X_i^* = \Pi_i^* = 0$ for $i \in \mathcal{C}$ and $\alpha_i < \alpha_c$).*

$$X_j^*(\alpha_1, \alpha_2, \dots, \alpha_n) = \frac{1}{n - n_c + 1 + \max(1 - \rho, 0)} \text{ for } j \notin \mathcal{C} \quad (1)$$

$$\sum_{i \in \mathcal{C}} X_i^*(\alpha_1, \alpha_2, \dots, \alpha_n) = \frac{\max(1 - \rho, 0)}{n - n_c + 1 + \max(1 - \rho, 0)} \quad (2)$$

$$\Pi_j^*(\alpha_1, \alpha_2, \dots, \alpha_n) = \frac{1}{[n - n_c + 1 + \max(1 - \rho, 0)]^2} \text{ for } j \notin \mathcal{C} \quad (3)$$

$$\sum_{i \in \mathcal{C}} \Pi_i^*(\alpha_1, \alpha_2, \dots, \alpha_n) = \frac{\max(1 - \rho, 0)}{[n - n_c + 1 + \max(1 - \rho, 0)]^2}. \quad (4)$$

All the proofs are given in the appendix.

3.1 The different effects at play

Proposition 1 reflects the restructuring that A operates within the group \mathcal{C} of the n_c firms he controls given the reaction of his rivals, including the firms in which he has silent interests (belonging to \mathcal{G} but not in \mathcal{C}), in equilibrium. Different mechanisms or “effects” are actually at play.

The “*favorite*” effect

¹⁷For instance, when A holds shares in only three firms, say 1, 2 and 3, and A controls firm 1 only, $\mathcal{C} = \{1\}$, $\alpha_s = \alpha_2 + \alpha_3$, $\alpha_c = \alpha_1$ and $\rho = \frac{\alpha_2 + \alpha_3}{\alpha_1}$; when A controls two firms, say 1 and 2, $\mathcal{C} = \{1, 2\}$, $\alpha_s = \alpha_3$, $\alpha_c = \text{Max}(\alpha_1, \alpha_2)$ and $\rho = \frac{\alpha_3}{\text{Max}(\alpha_1, \alpha_2)}$; when A controls all three firms, $\mathcal{C} = \{1, 2, 3\}$, $\alpha_s = 0$ and $\rho = 0$.

Proposition 1 implies $X_i^* = \Pi_i^* = 0$ for $i \in \mathcal{C}$ and $\alpha_i < \alpha_c$. This means that among the n_c firms controlled by A, only the firm which has the highest weight (α_c) in his portfolio (say firm 1) *possibly* remains active. A chooses to stop the production of all other controlled companies. In other words, A favors the controlled firm in which he has the highest stake. This “*favorite*” effect obviously harms shareholders of the other controlled firms. Controlling acquisitions are in this model formally equivalent to a complete merger of the n_c firms into *at most* one company. Indeed, only in the case where the highest controlling stake (say α_1) is greater than the sum of A’s silent interests α_s does firm 1 remains active.

The “*Hara Kiri*” effect

When the highest controlling stake α_c (say α_1) is lower than the sum of the silent interests in competitors α_s , i.e. $\rho \geq 1$, A also shuts down the corresponding controlled firm (say 1) in order to concentrate the production and profit where his stake is the highest: all the controlled production units are closed. This “*Hara Kiri*” effect benefits shareholders of all rivals to the detriment of those of all controlled companies, in particular firm 1.

The extreme results for the favorite and *Hara Kiri* effects are due to the linearity of the model (constant marginal costs) and to the hypothesis of homogenous products. Less radical effects would be obtained in other frameworks (quadratic costs or product differentiation). The key point is that some controlled firms will be downsized, through reallocations of production between firms, depending on the relative stakes of the dominant shareholder. The minority shareholders of these downsized firms are harmed. This kind of restructuring of firms is rather frequent in practice.

The “*silent*” effect

Conversely, when his highest controlling toehold in a firm (say α_1) is greater than the total of silent stakes in rivals α_s (i.e. $\rho < 1$), A would like to concentrate the production in the controlled firm and shut down the firms in which he has a silent stake but, being a minority shareholder, does not have the power to do so. On the contrary, A internalizes the negative consequences of the production of the active controlled company on the value of his silent interests, and therefore *restricts* its output to limit the negative externalities on the value of his outside interests (“*silent*” effect).

Rivals (including competitors in which A has a stake) react to this restriction of the

controlled firm (say 1) output by increasing their production to take advantage of the price increase. The higher the value of ρ , the higher the restriction of 1's output, the stronger its competitors' reaction and the higher their profits.

This discussion sheds some light on the crucial role played by ρ (the ratio of the *global silent* interests held by A in his rivals to his *highest controlling* stake) in equilibrium. Actually, keeping the production of non controlled firms constant (out of equilibrium), toeholds always make shareholder A (i.e. the group \mathcal{C} of firms under his control) less "aggressive": he restricts the global production of the controlled group \mathcal{C} to increase its profit. For given production levels of non controlled firms, the global profit of group \mathcal{C} would increase. But as mentioned above, controlling shareholders of rivals outside of \mathcal{C} do not remain passive and react to the restriction of the output by \mathcal{C} and the higher resulting price. This is the strategic effect underlined by Fudenberg and Tirole (1984). We are in their classical case of strategic substitutes. In the Cournot model, when a firm is less aggressive, other firms respond by more aggressiveness.

Figure¹⁸1 (resp.¹⁹ 2) illustrates the aggregate best-response curve of firms in group \mathcal{C} (resp. in the "greater" group \mathcal{G}), and the aggregate best response curves of their competitors. The Cournot equilibrium lies at the intersection of the best-response curves. In either case, when ρ increases, the best-response curve of the group (\mathcal{C} or \mathcal{G}) moves to the left (from the Cournot best response curve for $\rho = 0$ at one extreme to that of the merged entity of the basic Cournot model when $\rho > 1$ at the other extreme). Thus both groups \mathcal{C} and \mathcal{G} become less aggressive as ρ increases.

Insert Figure 1 and Figure 2.

¹⁸Figure 1 is built as follows. Suppose the production of group \mathcal{C} , X is given. The best response of a firm i satisfies $X_i = 1 - X - \sum_{j \notin \mathcal{C}} X_j$. For given X , one can calculate the game equilibrium among the other firms, i.e. the response of all the other firms to the choice of X by shareholder A. This response is given by: $Y = \sum_{j \notin \mathcal{C}} X_j = \frac{n - n_c}{n - n_c + 1}(1 - X)$. The best response of group \mathcal{C} controlled by A is then: $2X = \text{Max}(0, 1 - \frac{n - n_c + \rho}{n - n_c}Y)$.

¹⁹Using the same method, we can determine the response of the firms outside the enlarged group, Y to a quantity $X^{\mathcal{G}}$. We have $Y = \frac{n - n_c - n_s}{n - n_c - n_s + 1}(1 - X^{\mathcal{G}})$ and $X^{\mathcal{G}} = \text{Max}\left\{\frac{(2 - \mu)n_s + 1 - [(2 - \mu)n_s + \mu]Y}{(2 - \mu)n_s + 2}; \frac{n_s(1 - Y)}{n_s + 1}\right\}$ where $\mu = \frac{n - n_c + \rho}{n - n_c}$.

3.2 Welfare effects of partial acquisitions

Starting from an initial situation characterized by α_s, α_c and n_c , we now examine the consequences of an increase in one of A's stakes (say α_2 in firm 2) on the equilibrium profits of the whole industry (and welfare), of the "greater" group \mathcal{G} of firms in which A has a positive stake, and of group \mathcal{C} of firms controlled by A.

Are partial acquisitions anticompetitive?

From Proposition 1, it is clear²⁰ that an increase in a controlling share (say α_2) does not change the equilibrium as long as it remains below the highest controlling share ($\alpha_2 \leq \alpha_c$), and simply results in a continuous decrease in ρ when it becomes the highest controlling share. Thus, any partial acquisition that increases a toehold in an already controlled company benefits (or at least does not harm) consumers: the larger the controlling shareholder, the higher the welfare; this is due to a reverse "silent" effect: his controlling stake becoming relatively higher than his outside interests, A becomes more aggressive since the negative impact on silent stakes counts less relatively.

On the contrary, as a silent share (say α_2) goes up while remaining silent, ρ increases continuously. Therefore any silent partial acquisition is harmful for consumers: as seen before, a higher silent stake (say α_2) encourages the acquirer (say shareholder A) to restrict the production in the companies he controls to protect the value of his higher outside interests (the "silent" effect).

Finally, the overall effect of a partial acquisition which turns a silent toehold into a controlling stake is *a priori* ambiguous. Indeed, as α_2 keeps increasing, it eventually reaches the control threshold $\frac{\beta_2}{2}$; at this level, ρ drops from $\frac{\alpha_s + \frac{\beta_2}{2}}{\alpha_c}$ to $\frac{\alpha_s}{\text{Max}(\alpha_c, \frac{\beta_2}{2})}$ and the number of controlled firms goes up from n_c to $n_c + 1$. The simultaneous decrease in ρ and increase in the number of firms under A's control affect total production (and welfare) in opposite directions. However, calculation shows that it actually drops. Acquiring control of a new company leads A to shut an additional firm; this direct effect outweighs the simultaneous indirect effect (higher production of the active controlled firm following the decrease in outside

²⁰The quantity produced by the entire industry (X^{ind}), and therefore welfare, is a decreasing function of n_c and ρ . In our Cournot model with a constant unit cost, a restriction of the total supply results in an increase in the profit of the whole industry and a decrease in total welfare.

interests). Overall, increasing the number of firms under the control of A is always anticompetitive. Moreover, although production (and welfare) increase as the share in the newly controlled company gets larger, it never reaches the level prevailing before the acquisition of control: the highest possible silent stake in firm 2 (close to $\frac{\beta_2}{2}$) is always less harmful than the highest controlling share ($\alpha_2 = 1$).

Figure 3 illustrates how industry output (or welfare) varies with the toehold α_2 held by A in firm 2, keeping other stakes constant.

Insert Figure 3.

Who gains, who loses?

Obviously, silent partial acquisitions always benefit non controlled companies whereas group \mathcal{C} loses (as well as the greater group \mathcal{G} if the number n_s of companies in which A has a silent interest is small enough). The reverse is true for operations which increase already controlling shares. As a consequence, partial acquisitions which do not change n_c however lead to a production restructuring and a reallocation of production and profits within the greater group.

Controlling acquisitions also clearly benefit companies that remain out of the control of A. The production and profit of the group of $(n_c + 1)$ firms under A's control is however always lower than the sum of the output of the n_c firms initially controlled by A and the output of the newly controlled firm before the acquisition (the price increase is outweighed by the quantity decrease). Therefore, the profits of the group of firms involved in partial acquisitions generally decrease.

However, A may gain from these operations for two reasons. First, the profitability of the acquisition depends on the price paid for the toehold. Second, A's wealth ($\sum_i \alpha_i \Pi_i$) is not proportional to the profit of the group ($\sum_i \Pi_i$). When the toeholds are asymmetric, shareholder A may well become wealthier whereas the total profit of the firms in which he has a stake decreases. For example, if group \mathcal{C} loses while rivals (including firms in which A has a silent interest) gain, the loss incurred by A in \mathcal{C} may be more than compensated by the increase in the value of his silent stakes (for $\alpha_c < \alpha_s$). The next section examines these questions.

4 The acquisition game

In this section, we study the first stage of the global game in which shareholder A may acquire a share of the equity of firm 2. We showed in the previous section that the strategic choices of output in the second stage depend on the level of the toehold acquired and its nature, controlling or silent.

In practice, there exist multiple ways to acquire a share or the entire equity of a firm: private negotiation, snapping up shares on the stock market, block trades, tender offers, etc...

We explore two hypotheses under a "take it or leave it" offer. However the results obtained are also valid in the case where shareholders A and B negotiate at the first stage a block sale (see Charléty, Fagart and Souam, 2003). The optimal acquisition policy would be the same. The only difference lies in the sharing of the surplus between the two large shareholders.

In the first sub-section, shareholder A makes a "take it or leave it" block offer to B. In this case, A acquires a stake in 2 directly. Since he controls firm 1's productive and financial decisions, its M&A policy in particular, A may have firm 1 acquire a share of equity in firm 2. This case of an indirect acquisition is studied in the second sub-section in which firm 1 (rather than shareholder A) makes a "take it or leave it" block offer to B. At this stage of the analysis, there is no reason why these two modes of acquisition should be equivalent. *A priori* neither dominates from A's point of view.

4.1 Shareholder A makes a direct block offer to B

Let us suppose that shareholder A makes a block offer (quantity, price) to the dominant shareholder of 2, namely B, who accepts or rejects it. Proposition 2 describes the equilibrium.

Proposition 2 *The optimal share α_2^* maximizes the joint wealth of A and B. Depending on the size of B's controlling block β_2 , three outcomes are possible: no acquisition takes place; acquisitions occur and benefit the acquirer's shareholders; acquisitions occur and benefit the target's shareholders. More precisely:*

- zone I ($\beta_2 \leq \beta_I$): A acquires a controlling share in firm 2 with any $\alpha_2^* \in]\frac{\beta_2}{2}, \beta_2]$ (acquisitions benefit the acquirer's shareholders);

- zone II ($\beta_I < \beta_2 \leq \beta_{II}$): A acquires no share in firm 2 ($\alpha_2^* = 0$) when his silent interest α_s is small, and is indifferent between any share $[0, \frac{\beta_2}{2}]$ when it is high (no acquisition or acquisitions that benefit target's shareholders);
- zone III ($\beta_{II} < \beta_2 \leq \beta_{III}$): A acquires a silent interest in firm 2, $\alpha_2^* = 2\beta_2 + \alpha_s - \alpha_c(n - n_c)$ (acquisitions benefit target's shareholders);
- zone IV ($\beta_{III} < \beta_2$): any silent interest $\alpha_2^* \in [\alpha_c - \alpha_s, \frac{\beta_2}{2}]$ in firm 2 is an equilibrium when $\alpha_s > 0$. A is indifferent between acquiring a controlling or a silent interest in firm 2 when $\alpha_s = 0$ and $\alpha_2^* \in [\alpha_c, \beta_2]$ (acquisitions benefit target's shareholders).

The values taken by the three thresholds β_I , β_{II} and β_{III} are given by the following equations:

$$\beta_I = \text{Max}(\alpha_c, \alpha_s) \frac{2(n - n_c + 1 - \frac{\alpha_s}{\text{Max}(\alpha_c, \alpha_s)}) + 1}{[n - n_c + 1 - \frac{\alpha_s}{\text{Max}(\alpha_c, \alpha_s)}]^2} \quad (5)$$

$$\beta_{II} = \alpha_c \frac{[n - n_c - \frac{\alpha_s}{\alpha_c}]}{2} \text{ when } \alpha_s \leq \alpha_c \text{ and } \beta_{II} = 1 \text{ otherwise.} \quad (6)$$

$$\beta_{III} = \alpha_c \frac{[n - n_c + 1 - \frac{2\alpha_s}{\alpha_c}]}{2} \text{ when } \alpha_s \leq \alpha_c \text{ and } \beta_{III} = 1 \text{ otherwise.} \quad (7)$$

Figure 4 presents the different zones as a function of β_2 and α_s for a given value of α_c .

Insert Figure 4.

As already suggested at the end of the third section, the decision criterion for an acquisition is not the sum of the profits of firms 1 and 2 involved in the operation, but the joint profit of shareholders A and B. Thus, even though the joint profit of 1 and 2 combined always decreases, A and B joint wealth may increase when their respective controlling shares are not "too close". As long as the joint wealth of A and B increases following the acquisition (possibly at the expense of other shareholders), A and B are able to share this gain in this game where other shareholders play no role.

Remembering that among the firms in which A holds a controlling stake, only the firm in which A has the highest interest may remain active in equilibrium (due to the "favorite" and the "Hara Kiri" effects), we look more closely at the equilibrium depending on the relative size of α_s .

Small silent interest ($\alpha_c \geq \alpha_s \geq 0$, i.e. $\rho \leq 1$)

Let us begin with the case where A has a small initial silent interest in firms outside of 1 and 2.

- In zone I, as β_2 is small relatively to α_c , in order to maximize the joint wealth of A and B, firm 2 should be closed, the increase in the value of the stake in 1 far outweighing the decrease in the value of the stake in 2. Therefore, A buys enough equity in 2 to get its control²¹ and favors firm 1 afterwards. This also benefits his silent stakes. The “*favorite*” effect plays in favor of the previously controlled firm with the highest interest (firm 1) whose shareholders gain.

- In zone II, no acquisition takes place: the weights of A and B in their original firms are too close, and α_s too small, to make any acquisition profitable. Indeed, the joint wealth of A and B is closely related to the sum of the profits of firms 1 and 2, which would decrease following the acquisition.

- Zones III and IV correspond to acquisitions leading to an increase in firm 2’s profit at the expense of the minority shareholders of the firms initially controlled by A.

In zone III, A acquires a silent interest in firm 2, β_2 is greater than α_c , but not enough to make it profitable for A to close firm 1 (both firms keep a distinct control and positive productions, the “*silent*” effect is at play).

In zone IV where β_2 is high enough, maximizing A and B joint wealth implies closing firm 1. Thus A acquires a sufficiently high interest in firm 2 and stops production in all the previously controlled firms; the “*Hara Kiri*” effect is at play. When $\alpha_s = 0$, he is actually indifferent between controlling firm 2 or not. In fact, when A controls firm 2, he maximizes its value exactly as B would if he remained the controlling shareholder. Their interests are completely aligned. When $\alpha_s > 0$, A is no longer indifferent between acquiring a controlling or a silent stake in firm 2. Indeed, when A controls firm 2, he takes into account the negative impact of firm 2’s output on the value of his silent interests, and therefore chooses a level of production for firm 2 that is lower than what would prevail under B’s control. As a consequence, when β_2 is high, the overall wealth of A and B would actually be smaller under A’s control rather than B’s. Acquiring a silent share is a commitment not to decrease 2’s value afterwards, which explains the rather counter-intuitive result that silent acquisitions

²¹In the production game, the number of firms controlled by A increases by one (n_c is replaced by $(n_c + 1)$).

dominate.

High silent interest ($\alpha_s > \alpha_c$, i.e. $\rho > 1$)

In this case, since A's silent interest is high compared with his highest initial controlling share ($\alpha_1 = \alpha_c$), the output of 1 is initially null in order to favor competitors in which he has a high stake. A silent acquisition in firm 2 would of course not affect this equilibrium in the real sector (α_s would become even higher). Therefore, no silent partial acquisition possibly increases the joint wealth of A and B. Since A acquires shares at a price which reflects the initial value of firm 2 in our take-it or leave-it game, and nothing really changes after a silent acquisition, A is obviously indifferent between acquiring a silent interest or nothing.

On the other hand, when A takes the control of firm 2, he considers the impact of 2's production level on competitors in which he holds silent interests and reduces the production of 2. A controlling acquisition in firm 2 thus reduces the value of firm 2 and increases the value of competitors. This dilution of 2 is profitable, from the point of view of A and B together, only when β_2 is low enough (zone I). This explains why we only have two zones depending on the value of β_2 as illustrated by Figure 4.²²

Prices, block premia and minority shareholders' wealth

In this take-it or leave-it framework, the level of the offer (when it exists) made by A is such that it leaves B's wealth unchanged.²³ Therefore, when the acquisition leads to a decrease in 2's profits (zone I), the price paid for each share acquired by A must include a premium compared with the initial price in order to compensate B for the lower value of his remaining holdings post acquisition. On the other hand, when the acquisition leads to an increase in 2's value, the price actually displays a discount compared with the previously prevailing price, since B benefits from the increased value of his remaining holdings post acquisition. Of course, in the case where A acquires the entire block β_2 , there is no premium

²²The fact that firm 1 which initially produces nothing is active on the market for corporate control may seem strange; however the extreme result concerning the output is once again due to the linearity of the model; another interpretation is that firm 1 is as an "empty shell" serving shareholder A's interests.

²³In equilibrium, $\alpha_2^* p(\alpha_2^*) + (1 - \alpha_2^*) \Pi_2^{*post\ acquisition} = \beta_2 \Pi_2^{*before\ acquisition}$. In a negotiation game, the same acquisitions would occur but the increase in A and B joint wealth would be shared between them (Charl ty, Fagart and Souam, 2003).

or discount.²⁴

Whereas partial acquisitions always benefit A and B, they always harm minority shareholders of either firm 1 or firm 2. As already noticed, they benefit shareholders from other companies. The asymmetry of the weights of A and B in their original firms is crucial for partial acquisitions to be (privately) profitable.

The incentive to acquire partial interests and the role of initial toeholds

The incentive to acquire a toehold obviously depend of the total number of firms in the industry: the fiercer is competition in this model *à la Cournot*, the less frequent are acquisitions (the size of zone II increases with the number of firms in the industry). As increasing the number n_c of firms controlled by A (leaving α_c unchanged) is equivalent to closing one firm, more control in this sense not only reduces competition and welfare, but also enhances the incentives to make further acquisitions.

More control can as well be interpreted as an increase in the controlling toehold. For small values of α_c ($\alpha_c < \alpha_s$, which corresponds to a high silent interest), no firm belonging to group \mathcal{C} produces in equilibrium. Thus a small increase in α_c , as long as the silent interest remains high, plays no role in either the production or the acquisition policy (β_I is independent of α_c and there are only two zones). For higher values of α_c ($\alpha_c \geq \alpha_s$, which corresponds to a small silent interest), β_I , β_{II} and β_{III} increase with α_c . As the controlling interest gets larger, zone I (target value decreasing acquisitions) increases and zones III and IV (acquirer's value decreasing acquisitions) shrink. In zone I, shareholder A acquires the control of firm 2 and favors firm 1 afterwards. Therefore, the larger shareholder A, the more profitable the acquisition for him, and the higher the incentive to acquire. On the other hand, in zones III and IV where α_c is relatively small w.r.t β_2 , the acquisition favors firm 2 at the expense of 1. Thus, target value increasing acquisitions are less profitable for A and occur less frequently when α_c increases.

Whereas controlling toeholds have an ambiguous effect on the incentive to make additional partial acquisitions, silent toeholds always encourage them. It can easily be shown that zone I and zones III and IV together (where shareholder A acquires shares in firm 2) are larger when α_s increases. Acquisitions are more frequent for firms which already hold

²⁴Premia would of course be more frequent in a negotiation game and would in particular be present when the whole block β_2 is acquired.

silent interests in rivals; this is obviously due to the fact that being anti-competitive, they always benefit firms outside of these operations. Thus, the higher A's silent interest in rivals, the higher the incentive to acquire new toeholds.²⁵

4.2 Shareholder A makes an indirect block offer to B

In this sub-section, we study the case of an indirect acquisition²⁶ in which firm 1 (rather than shareholder A) makes, under the control of A, a “take it or leave it” block offer to B. In this framework, $\hat{\alpha}_2$ represents the toehold acquired by firm 1, and α_2 the share acquired by shareholder A indirectly through his holdings in 1. Proposition 3 states that only zone I (target value decreasing acquisitions) and zone II (no partial acquisition) remain in this context.

Proposition 3 *In the indirect acquisition game of shares from the dominant shareholder of firm 2 by firm 1 controlled by A :*

- if $\beta_2 \leq \beta_I^{ind}$ (zone I), any $\hat{\alpha}_2^* \in]\frac{\beta_2}{2}, \beta_2]$ is an equilibrium, firm 1 acquires the control of firm 2;
- if $\beta_2 > \beta_I^{ind}$ (zone II), $\hat{\alpha}_2^* = 0$ (firm 1 acquires no share in firm 2). The threshold β_I^{ind} is given by:

$$\beta_I^{ind} = \text{Max}\left(1, \frac{\alpha_s}{\alpha_c}\right) \frac{2(n - n_c + 1 - \frac{\alpha_s}{\text{Max}(\alpha_c, \alpha_s)}) + 1}{[n - n_c + 1 - \frac{\alpha_s}{\text{Max}(\alpha_c, \alpha_s)}]^2}. \quad (8)$$

Let as before $\alpha_c = \alpha_1$. A's final wealth after an indirect acquisition is: $\alpha_1[\Pi_1 + \hat{\alpha}_2(\Pi_2 - p)] + \sum_{j>2} \alpha_j \Pi_j = \alpha_1 \Pi_1 + \alpha_2(\Pi_2 - p) + \sum_{j>2} \alpha_j \Pi_j$ where share α_2 of A in 2 is $\alpha_1 \hat{\alpha}_2$. Therefore, in the production game (p is a sunk cost), if A controls 2 indirectly, he always shuts it down since his stake in 2 is by construction lower than his holding in 1 ($\alpha_2 = \alpha_1 \hat{\alpha}_2 \leq \alpha_1 \beta_2 < \alpha_1$). The “favorite” effect is at play. On the other hand, if A holds (indirectly) α_2 silent, although $\alpha_1 > \alpha_2$, A restricts the output of firm 1 due to the “silent” effect.²⁷

For these reasons, *ex ante*, it is never profitable for A to acquire a silent interest in 2 indirectly: the loss incurred on his stake in 1 being by construction relatively large compared

²⁵It can also be shown that the size of the toehold acquired in 2 is non-decreasing in α_s in the sense that when α_s increases, there always exist a higher new equilibrium α_2^* .

²⁶By assumption, the initial toeholds of A in other firms are owned directly.

²⁷This comes directly from Proposition 1.

to the gain made on his indirect share in 2. Only controlling indirect acquisitions which increase firm 1's operating profits possibly occur.²⁸

Whereas such indirect partial acquisitions always harm minority shareholders of 2 (shareholder B being indifferent in this take-it-or-leave game), they do not necessarily benefit minority shareholders of firm 1. First, although it is true that firm 1's equilibrium operating profits Π_1^* always increase, firm 1's equilibrium value $\Pi_1^* - p\hat{\alpha}_2^*$ may decrease after the acquisition: firm 1 pays the pre-acquisition value of B's stake which is worth nothing afterwards. If A has no silent interest, A's final wealth is proportional to firm 1's value; acquisitions that benefit A also create value for minority shareholders of firm 1. But when A has silent stakes in rivals, the increase in their value may compensate a loss in the value of A's interest in 1. This is likely to be true when α_s is high and $\alpha_c = \alpha_1$ low. The profitability threshold²⁹ $\hat{\beta}_I^{ind}$ for the minority shareholders of firm 1 is lower than shareholder A's threshold β_I^{ind} . Therefore, for $\beta_2 \in [\hat{\beta}_I^{ind}, \beta_I^{ind}]$, A initiates controlling partial acquisitions that also expropriate the minority shareholders of firm 1.

Moreover, it can be checked that $\beta_I^{ind} > \beta_I$: controlling indirect partial acquisitions are more likely than controlling direct acquisitions by A. This is of course due to the fact that A pays only a fraction α_1 of the amount offered to B (and also gets α_1 of firm 1's operating profits) in indirect operations but receives the total increase in value of his silent stakes as in direct acquisitions. Therefore, indirect acquisitions may dominate for low values of β_2 . On the other hand, for high values of β_2 , indirect acquisitions are never profitable for A. Direct acquisitions will be preferred by A in that case.

Finally, the effect of higher controlling initial interests is no more ambiguous, contrary to the case of direct acquisitions: they always discourage further acquisitions. As silent initial toeholds encourage them, they play in opposite directions. This is due to the fact that acquisitions always decrease the target value.

²⁸Proposition 3 derives from Proposition 2 where β_2 is simply replaced by $\alpha_1\beta_2$; it is then clear that zones III and IV can never emerge (zones III and IV correspond to values of $\beta_2 > \alpha_1$, which can never hold when β_2 is replaced by $\alpha_1\beta_2$).

²⁹Simple algebra shows that $\hat{\beta}_I^{ind} = (1 - \frac{\alpha_s}{Max(\alpha_s, \alpha_c)}) \frac{2(n - n_c) + 3 - \frac{2\alpha_s}{Max(\alpha_c, \alpha_s)}}{[n - n_c + 1 - \frac{\alpha_s}{Max(\alpha_c, \alpha_s)}]^2} = Max[\alpha_c(\alpha_c - \alpha_s); 0] \beta_I^{ind}$. This threshold decreases with $\frac{\alpha_s}{\alpha_c}$.

5 Conclusion

In a standard framework *à la Cournot*, we show that partial acquisitions, both controlling and silent, always lead to a decrease in the overall profit of the companies involved in the transaction, an increase in their competitors' profit and have a negative impact on the consumer surplus. Still, we do obtain equilibria where a large shareholder gains from acquiring a block of shares, silent or controlling, from a shareholder in a rival firm. Moreover, the higher the already existing silent toeholds in rivals, the stronger the incentive to make further anticompetitive acquisitions. We thus provide an economic argument in favor of more scrutiny of partial acquisitions, even passive ones, by the competition authorities.

The result is partly due to the assumption that a blockholder may actually control a firm when the remaining shares are dispersed among atomistic shareholders. In our model, the relative separation of ownership and control gives rise to “favoritism” within the group of firms in which the dominant shareholder has a stake. When choosing the production level of the firms he controls, he “favors” the firm in which he holds the relatively highest share. If, for example, the controlling block in the target is relatively small compared with his initial toeholds in the other companies, he closes the new firm under his control after the acquisition. Such a target value decreasing acquisition implies the payment of a premium to the selling shareholder whereas minority shareholders of the target lose.³⁰ On the contrary, the acquisition of a relatively high share in a rival will lead the acquiring shareholder to close his own company at the expense of its minority shareholders and to the benefit of the target. For such operations, the block may be bought at a discount since, if he keeps a stake in the company, the seller will profit from its increase in value. When the acquirer initially holds high silent toeholds in rivals, he may even sacrifice the controlled companies to the benefit of competitors only. Thus, if they are sufficiently large, shareholders generally tends to protect minority shareholders of their company, as already pointed out in other articles.³¹ Another interesting result concerns the choice between a direct acquisition of shares and an indirect acquisition through the controlled company (a stock “pyramid”, see Faccio and Lang, 2000).

³⁰Such cases are often documented in the economic press. For example, in 2002, the spanish group Bami offered a high premium (60%) to Banco Bilbao Viscaya Argentaria (BBVA) for the controlling block of 23,9% of Metrovacesa while the value of the equity has fallen after the acquisition by 8,7% (cf. Les Echos june,12 2002).

³¹See for example Shleifer and Vishny (1986).

In particular, even in the absence of financial constraints, we show that an indirect controlling acquisition may be preferred when the acquirer already owns silent toeholds in rivals and the targeted block is relatively small. On the other hand, relatively large blocks should be acquired directly according to our findings. The initial ownership structure of firms and the presence of initial stakes in rivals, in particular silent ones, therefore play important roles in determining the share of the target acquired, the nature of the toehold (controlling or silent), the type of acquisition (direct or indirect) and its feasibility for the dominant shareholder.

Another implication of our analysis is that in particular, when the share acquired in the target by the dominant shareholder is higher than his toehold in his original firm, the minority shareholders of the latter are expropriated. In most countries, financial markets regulation aims at protecting the interest of target firms' shareholders and overlooks the interest of bidding firms' shareholders. This finding may explain, at least partly, the well documented poor financial performance of acquiring firms in takeovers.

Acknowledgements

We thank Gérard Ballot, Georges Bresson, Denis Gromb, Armel Jacques, and the participants of JMA 2003, AFFI 2003 and EARIE 2004 conferences, of the seminars ETAPE, University of Paris 2 (ERMES), University of Nancy 2 and University of Paris-Nord for their useful comments. Our research was financially supported by the Institut Caisse des Dépôts pour la Recherche.

References

- [1]Alley, W. (1997), Partial Ownership Arrangements and Collusion in the Automobile Industry, *Journal of Industrial Economics*, 45, pp. 191-205.
- [2]Amunden, E. and L. Bergman (2002), Will Cross-Ownership Re-Establish Market Power in the Nordic Power Market, *The Energy Journal*, 23, pp. 73-95.
- [3]Barclay, M. and C. Holderness (1989), Private benefits from control of public corporations, *Journal of Financial Economics*, 25, pp. 375-95.
- [4]Barclay, M. and C. Holderness (1991), Negotiated Block Trades and Corporate Control, *The Journal of Finance*, 46 (3), pp. 861-78.

- [5]Barclay, M. and C. Holderness (1992), The law and large block trades, *Journal of Law and Economics*, 35, pp. 265-94.
- [6]Barclay, M., C. Holderness and D. Sheehan (2001), The Block pricing puzzle, SSRN Working Paper 265712.
- [7]Bebchuk, L (1994), Efficient and inefficient sales of corporate control, *Quarterly Journal of Economics*, 109, pp. 957-93.
- [8]Becher, D. and J. Swisher (2002), Do Toeholds Matter? An Examination of Initial Ownership in Takeover Contests, Working paper.
- [9]Becht, M. and A. Röell (1999), Blockholdings in Europe, An International Comparison, *European Economic Review*, 43 (4-6), pp. 1049-56.
- [10]Becht, M. and C. Mayer (2002), Corporate Control in Europe, *Revue d'Economie Politique*, 112 (4), pp. 471-98.
- [11]Betton, S. and E. Eckbo (2000), Toeholds, Bid Jumps, and Expected Payoffs in Takeovers, *Review of Financial Studies*, 13 (4), pp. 841-82.
- [12]Bolton, P. and E.L. von Thadden (1998), Liquidity, and Control: A Dynamic Theory of Corporate Ownership”, *Journal of Institutional and Theoretical Economics*, 154 (1), pp. 177-211.
- [13]Brander, J. and T. Lewis (1986), Oligopoly and financial structure: The limited liability Effect, *American Economic Review*, 76 (5), pp. 956-70.
- [14]Bresnahan, T. and S. Salop (1986), Quantifying the competitive effects of production joint ventures, *International Journal of Industrial Organization*, 4, pp. 155-75.
- [15]Bris, A. (2002), Toeholds, takeover premium, and the probability of being acquired, *Journal of Corporate Finance*, 8, pp. 227-53.
- [16]Bulow, J., M. Huang and P. Klemperer (1999), Toeholds and Takeovers, *Journal of Political Economy*, 107 (3), pp. 427-54.
- [17]Burkart, M., D. Gromb and F. Panunzi (1997), Large Shareholders, Monitoring, and the Value of the Firm, *Quarterly Journal of Economics*, 112 (3), pp. 693-728.

- [18]Burkart, M., D. Gromb and F. Panunzi (2000), Agency Conflicts in Public and Negotiated Transfers of Corporate Control, *Journal of Finance*, 55 (2), pp. 647-77.
- [19]Campos, J. and G. Vega (2003), Concentration Measurement Under Cross-ownership: The Case of the Spanish Electricity Sector, *Journal of Industry, Competition and Trade*, pp. 313-35.
- [20]Charl  ty, P., M.C Fagart and S. Souam (2003), Prises de participations et expropriation des actionnaires minoritaires, *Finance*, 24 (1), pp. 63-92.
- [21]Chowdhry, B. and N. Jegadeesh (1994), Pre-Tender Offer Share Acquisition Strategy in Takeovers, *The Journal of Financial and Quantitative Analysis*, 29 (1), pp. 117-129.
- [22]Dahya, J., O. Dimitrov and J. McConnell (2006), Dominant Shareholders, Corporate Boards and Corporate Value: A Cross-Country Analysis, mimeo Purdue University.
- [23]Dasgupta, S. and T. Zhigang (2000), Bargaining, Bonding, and Partial Ownership, *International Economic Review*, 41 (3), pp. 609-35.
- [24]Deneckere, R. and C. Davidson (1985), Incentives to Form Coalitions with Bertrand Competition, *RAND Journal of Economics*, 16 (4), pp. 473-86.
- [25]Dietzenbacher, E., B. Smid and B. Volkerink (2000), Horizontal Integration in the Dutch Financial Sector, *International Journal of Industrial Organization*, 18, pp. 1223-42.
- [26]Dubrow, J. (2001), Challenging the economic incentives analysis of competitive effects in acquisitions of passive minority equity interests, *Antitrust Law Journal*, 69 (1), pp. 113-145.
- [27]Faccio, M. and L. Lang (2000), The Separation of Ownership and Control: an Analysis of Ultimate Ownership in Western European Corporations, Chinese University of Hong Kong mimeo.
- [28]Farrell, J. and C. Shapiro (1990), Asset Ownership and Market Structure in Oligopoly, *RAND Journal of Economics*, 21 (2), pp. 275-92.
- [29]Flath, D. (1989), Vertical integration by means of shareholding interlocks, *International Journal of Industrial Organization*, 7, pp. 369-80.

- [30]Flath, D. (1991), When is it rational for firms to acquire silent interests in rivals?, *International Journal of Industrial Organization*, 9, pp. 573-583.
- [31]Fudenberg, D. and J. Tirole (1984), The Fat-Cat Effect, the Puppy-Dog Ploy, and the Lean and Hungry Look, *American Economic Review*, 74 (2), pp. 361-66.
- [32]Gilo, D. (2000), The Anticompetitive Effect of Passive Investment, *Michigan Law Review*, 99 (1), pp. 1-47.
- [33]Gilo, D., Y. Moshe and Y. Spiegel (2006), Partial Cross Ownership and Tacit Collusion, *RAND Journal of Economics*, 37 (1), pp. 81-99.
- [34]Grossman, S. and O. Hart (1980), Takeover Bids, The Free Rider Problem and the Theory of the Corporation, *Bell Journal of Economics*, 11, pp. 42-64.
- [35]Grossman, S. and O. Hart (1981), The Allocational Role of Takeover Bids in Situations of Asymmetric Information, *The Journal of Finance*, Vol. XXXVI, N°2, pp. 253-70.
- [36]Högfeltdt, P. and K. Högholm (2000), A law and finance theory of strategic blocking and preemptive bidding in takeovers, *Journal of Corporate Finance*, 6 (4), pp. 403-25.
- [37]Johnson, S., La Porta, R., Lopez-de-Silanes, F. and A. Shleifer (2000), Tunneling, *American Economic Review*, 90 (2), pp. 22-27.
- [38]Kahan, M. (1993), Sales of corporate control, *Journal of Law, Economics and Organization*, 9, pp. 368-79.
- [39]Malueg, David (1992), Collusive behavior and partial ownership of rivals, *International Journal of Industrial Organization*, 10, pp. 27-34.
- [40]O'Brien, D. and S. Salop (2000), Competitive effects of partial ownership: financial interest and corporate control, *Antitrust Law Journal*, 67, pp. 559-614.
- [41]Parker, P. and L.H. Röller (1997), Collusive conduct in duopolies: multi-market contact and cross-ownership in the mobile telephone industry, *RAND Journal of Economics*, 28 (2), pp. 304-322.
- [42]Perry, M. and R. Porter (1985), Oligopoly and the Incentive for Horizontal Merger, *American Economic Review*, 75 (1), pp. 219-27.

- [43]Reitman, D. (1994), Partial Ownership arrangements and the potential for collusion, Journal of Industrial Economics, Vol. XLII, N°3, pp. 313-22.
- [44]Reynolds, R. and B. Snapp (1986), The competitive effects of partial equity interests and joint ventures, International Journal of Industrial Organization, 4, pp. 141-53.
- [45]Salant, S., Switzer, S. and R. Reynolds (1983), Losses from Horizontal Merger: The Effects of an Exogenous Change in Industry Structure on Cournot-Nash Equilibrium, Quarterly Journal of Economics, 98 (2), pp. 185-99.
- [46]Shleifer, A. and R. Vishny (1986), Large Shareholders and Corporate Control, Journal of Political Economy, 94 (3), pp. 461-88.
- [47]Singh, R. (1998), Takeover Bidding with Toeholds: The Case of the Owner's Curse, Review of Financial Studies, 11 (4), pp. 679-704.

6 Appendix

6.1 Proof of proposition 1

We look for the *Cournot-Nash* equilibrium of the production game between firms outside of A's control and group \mathcal{C} of firms under A's control.

(i) Any independent firm $k \notin \mathcal{C}$ simply maximizes its profit given by:

$$(1 - \sum_{i=1}^n X_i)X_k. \quad (9)$$

Thus its best response quantity is:

$$X_k = \frac{\text{Max}(1 - \sum_{i=1, i \neq k}^n X_i, 0)}{2}. \quad (10)$$

Let $X = \sum_{i \in \mathcal{C}} X_i$, represent the total quantity produced by the firms controlled by A and define $\widehat{X} = \sum_{i \notin \mathcal{C}} X_i$ the total quantity produced by the firms outside group \mathcal{C} of firms controlled by A. Equation (10) can be rewritten as follows:

$$2X_k = \text{Max}(1 - X - \widehat{X} + X_k, 0), k \notin \mathcal{C}. \quad (11)$$

For X given, since all independent firms respond in the same way, by symmetry we can write:

$$X_k = \frac{\widehat{X}}{n - n_c} = \frac{1 - X}{n + 1 - n_c}. \quad (12)$$

(ii) We now determine the behavior of group \mathcal{C} . A's wealth can be written as:

$$(1 - \sum_{i=1}^n X_i) \left(\sum_{j=1}^n \alpha_j X_j \right). \quad (13)$$

For $j \in \mathcal{C}$, A chooses the production X_j of firm j and $X = \sum_{j \in \mathcal{C}} X_j$ in order to maximize his wealth:

$$(1 - X - \widehat{X}) \left(\sum_{j \in \mathcal{C}} \alpha_j X_j + \sum_{i \notin \mathcal{C}} \alpha_i X_i \right). \quad (14)$$

Given X , A's wealth is maximized for $X_j = 0$ when $\alpha_j < \text{Max}(\alpha_i, i \in \mathcal{C}) \equiv \alpha_c$ and $\sum_{j \in \mathcal{C}} X_j = X$. It can then be rewritten as $(1 - X - \widehat{X}) \left(\alpha_c X + \frac{\sum_{i \notin \mathcal{C}} \alpha_i}{n - n_c} \widehat{X} \right) = \alpha_c (1 - X - \widehat{X}) \left(X + \frac{\rho}{n - n_c} \widehat{X} \right)$ where $\rho = \frac{\sum_{i \notin \mathcal{C}} \alpha_i}{\alpha_c}$.

The best response of shareholder A is thus $2X = \text{Max} \left(1 - \frac{n - n_c + \rho}{n - n_c} \widehat{X}, 0 \right)$.

(iii) Finally, equilibrium quantities are given by:

$$X = \frac{1 - \rho}{n - n_c + 2 - \rho} \text{ and } \widehat{X} = \frac{n - n_c}{n - n_c + 2 - \rho} \text{ when } \rho \leq 1$$

$$X = 0 \text{ and } \widehat{X} = \frac{n - n_c}{n - n_c + 1} \text{ when } \rho > 1.$$

The equilibrium price is then given by $p^e = \frac{1}{n - n_c + 1 + \text{Max}(1 - \rho, 0)}$ and A's wealth is $\alpha_c \frac{\text{Max}(1 - \rho, 0) + \rho}{[n - n_c + 1 + \text{Max}(1 - \rho, 0)]^2}$.

6.2 Proof of proposition 2

Assume that A makes a block offer (p, α_2) to B. If B rejects this offer, his wealth is $\beta_2 \Pi_2^*(\alpha_1, 0, \dots, \alpha_n)$. If he accepts, he gets $(\beta_2 - \alpha_2) \Pi_2^*(\alpha_1, \alpha_2, \dots, \alpha_n) + \alpha_2 p$. He will therefore accept provided that the proposed price is such that $(\beta_2 - \alpha_2) \Pi_2^*(\alpha_1, \alpha_2, \dots, \alpha_n) + \alpha_2 p \geq \beta_2 \Pi_2^*(\alpha_1, 0, \dots, \alpha_n)$. Anticipating this behavior, A offers the smallest price compatible with this condition, such that his participation constraint is binding. Shareholder A's wealth is

then given by:

$$\begin{aligned} & \sum_{i \neq 2} \alpha_i \Pi_i^*(\alpha_1, \alpha_2, \dots, \alpha_n) + \alpha_2 \Pi_2^*(\alpha_1, \alpha_2, \dots, \alpha_n) - \alpha_2 p \\ = & \sum_{i \neq 2} \alpha_i \Pi_i^*(\alpha_1, \alpha_2, \dots, \alpha_n) + \beta_2 \Pi_2^*(\alpha_1, \alpha_2, \dots, \alpha_n) - \beta_2 \Pi_2^*(\alpha_1, 0, \dots, \alpha_n), \end{aligned}$$

and he will propose $\alpha_2 \in [0, \beta_2]$ which maximizes the above expression. Define $L(\alpha_2) = \sum_{i \neq 2} \alpha_i \Pi_i^*(\alpha_1, \alpha_2, \dots, \alpha_n) + \beta_2 \Pi_2^*(\alpha_1, \alpha_2, \dots, \alpha_n)$. In equilibrium the optimal share α_2 maximizes $L(\alpha_2)$ in $[0, \beta_2]$ since $\beta_2 \Pi_2^*(\alpha_1, 0, \dots, \alpha_n)$ does not depend on α_2 .

The optimum among the controlling interests

Consider the case where A controls firm 2. As n_c denotes the number of firms controlled by A before the partial acquisition in firm 2, the number of controlled firms becomes $n_c + 1$. α_c is the highest initial controlling share ($\alpha_c = \text{Max}(\alpha_i, i \in \mathcal{C} - \{2\})$) and α_s the sum of A's silent interests. Thus $\rho = \frac{\alpha_s}{\text{Max}(\alpha_c, \alpha_2)}$. L can be nicely expressed:

$$L(\alpha_2) = \frac{\text{Max}(\alpha_c, \alpha_2, \alpha_s) + (\beta_2 - \alpha_2)\lambda \text{Max}(1 - \rho, 0)}{[n - n_c + \text{Max}(1 - \rho, 0)]^2}$$

with $\lambda = 1$ if $\alpha_2 > \alpha_c$ and $\lambda = 0$ otherwise.

We want to show that the optimal value of L is:

$$L_c^* = \frac{\text{Max}(\beta_2, \alpha_c, \alpha_s)}{[n - n_c + 1 - \frac{\alpha_s}{\text{Max}(\beta_2, \alpha_c, \alpha_s)}]^2}. \quad (15)$$

(15) obviously holds when $\text{Max}(\beta_2, \alpha_c, \alpha_s) = \alpha_c$ or $\text{Max}(\beta_2, \alpha_c, \alpha_s) = \alpha_s$. Indeed, in these two cases, $L(\cdot)$ does not depend on α_2 , either because $\lambda = 0$ or because $\rho > 1$. As a consequence, when $\beta_2 \leq \text{Max}(\alpha_c, \alpha_s)$, the optimal solution α_2^* is any share in $]\frac{\beta_2}{2}, \beta_2]$. We thus assume in the following that $\beta_2 > \text{Max}(\alpha_c, \alpha_s)$.

When $\alpha_2 \leq \text{Max}(\alpha_c, \alpha_s)$, $L(\cdot)$ does not depend on α_2 . Conversely, when $\alpha_2 > \text{Max}(\alpha_c, \alpha_s)$, we have $\lambda = 1$, and $\rho < 1$ so L can be written $\frac{\alpha_s + \beta_2(1 - \frac{\alpha_s}{\alpha_2})}{[n - n_c + 1 - \frac{\alpha_s}{\alpha_2}]^2}$. $L(\cdot)$ does not depend on α_2 when $\alpha_s = 0$. When $\alpha_s > 0$, the derivative of L with respect to α_2 has the sign of:

$$\begin{aligned} \beta_2[n - n_c + 1 - \frac{\alpha_s}{\alpha_2}] - 2[\alpha_s + \beta_2(1 - \frac{\alpha_s}{\alpha_2})] &= \beta_2[n - n_c - 1 + \frac{\alpha_s}{\alpha_2}] - 2\alpha_s \\ &\geq \beta_2[n - n_c - 1] - \alpha_s \text{ as } \alpha_2 \leq \beta_2. \end{aligned}$$

This latter expression is positive since $\beta_2 > \alpha_s$ and $n - n_c \geq 2$. Hence $L(\cdot)$ increases with respect to α_2 , and the optimal share, constrained to be higher than $\text{Max}(\alpha_c, \alpha_s)$, is β_2 . We

have to prove now that the optimal share is actually not smaller than $Max(\alpha_c, \alpha_s)$ when feasible (that is when $\frac{\beta_2}{2} < Max(\alpha_c, \alpha_s) < \beta_2$). When $\alpha_s \geq \alpha_c$, $L(\cdot)$ is continuous w.r.t. α_2 , so the optimal share is β_2 . When conversely $\alpha_c > \alpha_s$, $L(\cdot)$ is discontinuous at $\alpha_2 = \alpha_c$, equates $L(\alpha_c) = \frac{\alpha_c}{[n - n_c + 1 - \frac{\alpha_s}{\alpha_c}]^2}$ for any $\alpha_2 \leq \alpha_c$. Moreover $L(\alpha_c^+) < L(\alpha_c^-)$. However, it is easy to show that $L(\alpha_c)$ increases with respect to α_c whenever $n - n_c \geq 2$, so finally $L(\alpha_c) \leq L(\beta_2)$ as $\beta_2 > \alpha_c$.

Comparing controlling and silent acquisitions

Assume now that A does not control firm 2. Define $\alpha_s = \sum_{i \neq 2, i \notin \mathcal{C}} \alpha_i$ the sum of the initial silent interests held by shareholder A in other firms. Thus $\rho = \frac{\alpha_2 + \alpha_s}{\alpha_c}$ and $\alpha_2 \in [0, \frac{\beta_2}{2}]$ so $L(\alpha_2)$ can be written as:

$$L_s(\alpha_2) = \frac{\alpha_c Max(1 - \frac{\alpha_2 + \alpha_s}{\alpha_c}, 0) + \beta_2 + \alpha_s}{[n - n_c + 1 + Max(1 - \frac{\alpha_2 + \alpha_s}{\alpha_c}, 0)]^2}. \quad (16)$$

• As a first step, note that $L_s(\alpha_2)$ does not depend on α_2 in case of high silent interests that is when $\alpha_s > \alpha_c$. Comparing $L_s(0)$ and L_c^* in that case gives

$$L_s(0) - L_c^* = \frac{\beta_2 + \alpha_s}{[n - n_c + 1]^2} - \frac{Max(\beta_2, \alpha_s)}{[n - n_c + 1 - \frac{\alpha_s}{Max(\beta_2, \alpha_s)}]^2}. \quad (17)$$

When $\beta_2 \leq \alpha_s$, $L_s(0) - L_c^* > 0$ if and only if $\beta_2 > \beta_I$. When $\beta_2 > \alpha_s$, $L_s(0) - L_c^* > 0$.

So when $\beta_2 > \beta_I$ (i.e. in zone II for high silent interest), A prefers acquiring any silent interest to a controlling one.

• In case of small silent interests (i.e. when $\alpha_c > \alpha_s$), $L_s(\cdot)$ is a continuous function of α_2 . Taking the derivative of $L_s(\alpha_2)$ w.r.t. α_2 in $[0, \alpha_c - \alpha_s]$ shows that L_s increases with α_2 if and only if $\alpha_2 \leq \alpha_2^* = 2\beta_2 + \alpha_s - \alpha_c[n - n_c]$. When $\alpha_2^* \leq 0$ ($\beta_2 \leq \beta_{II}$), the optimal silent interest is thus zero (zones I and II). Conversely, when $0 < \alpha_2^* \leq \alpha_c - \alpha_s$ ($\beta_{II} < \beta_2 \leq \beta_{III}$) the optimal silent interest is α_2^* (zone III). Finally, if $\alpha_2^* > \alpha_c - \alpha_s$, ($\beta_2 > \beta_{III}$) $L_s(\alpha_2)$ does not depend on α_2 . A is thus indifferent between any silent share higher than $\alpha_c - \alpha_s$ (zone IV).

• Let us now show that A always prefers controlling in zone I under small silent interests. As a technical point, it is easy to state that the function $f(x) = \frac{x}{[n - n_c + 1 - \frac{\alpha_s}{x}]^2}$ increases

with respect to $x \geq \alpha_s$ whenever $n - n_c \geq 2$. Thus the difference $L_s(0) - L_c^*$ is such that:

$$L_s(0) - L_c^* \leq \frac{\alpha_c + \beta_2}{[n - n_c + 2 - \frac{\alpha_s}{\alpha_c}]^2} - \frac{\alpha_c}{[n - n_c + 1 - \frac{\alpha_s}{\alpha_c}]^2}. \quad (18)$$

This last expression is negative if $\beta_2 \leq \beta_I$, that is in zone I.

• Finally we have to show that within the zones II, III and IV, A prefers acquiring silent shares rather than controlling ones if $\alpha_s > 0$.

In zone IV, $\beta_2 > \beta_{III} > \alpha_c$, a straightforward calculus shows that $L_s^* - L_c^*$ increases with α_s and equates 0 for $\alpha_s = 0$ (in this case, A is indifferent between controlling firm 2 and acquiring a silent interest in it).

Note that whenever $n - n_c \geq 3$, $L_s(0) - L_c^*$ is strictly positive at $\beta_2 = \alpha_c$. Moreover, $L_s(0) - L_c^*$ increases with respect to α_c when $\alpha_c \leq \beta_2 < \beta_{III}$ so is strictly positive in zones II and III. As a consequence, whenever $\beta_2 \geq \alpha_c$, $L_s(\alpha_s^*) \geq L_s(0) > L_c^*$ and the optimal silent interest dominates the optimal controlling one.

Lastly, in zone II when $\beta_2 < \alpha_c$, we have $L_s(0) - L_c^* > 0$. Indeed, it is easy to see that $L_s(0) - L_c^*$ increases w.r.t. β_2 and equals zero when $\beta_2 = \beta_I$. So in this case, acquiring a silent interest is better than controlling firm 2.

6.3 Proof of proposition 3

Assume now that shareholder A buys shares through firm 1 in which he has the highest controlling interest. When firm 1 buys $\hat{\alpha}_2 \in [0, \beta_2]$ shares from shareholder B, control is obtained when $\hat{\alpha}_2 > \frac{\beta_2}{2}$. Moreover, for given quantities X_1, X_2, \dots, X_n , the wealths of shareholders A and B are given by:

$$W_A = \sum_{i \neq 2} \alpha_i \Pi_i(X_1, X_2, \dots, X_n) + \alpha_c \hat{\alpha}_2 \{ \Pi_2(X_1, X_2, \dots, X_n) - p \}$$

$$W_B = (\beta_2 - \hat{\alpha}_2) \Pi_2(X_1, X_2, \dots, X_n) + \hat{\alpha}_2 p.$$

Recall that A owns α_i shares of firm i , with $\alpha_2 = \alpha_c \hat{\alpha}_2$ shares of firm 2. Taking into account the equilibrium in the real sector, we obtain:

$$W_A = \sum_i \alpha_i \Pi_i^*(\alpha_1, \alpha_2, \alpha_3, \dots, \alpha_n) - \alpha_2 p \text{ with } \alpha_2 \leq \alpha_c \beta_2$$

$$\text{and } W_B = (\beta_2 - \frac{\alpha_2}{\alpha_c}) \Pi_2^*(\alpha_1, \alpha_2, \alpha_3, \dots, \alpha_n) + \frac{\alpha_2}{\alpha_c} p.$$

As in the preceding proof, assume that firm 1 offers to buy $\hat{\alpha}_2 = \frac{\alpha_2}{\alpha_c}$ shares at a price p . If B rejects the offer, he gets $\beta_2 \Pi_2(\alpha_1, 0, \alpha_3, \dots, \alpha_n)$. If he accepts it, his wealth becomes W_B . He therefore accepts the offer if:

$$(\beta_2 - \frac{\alpha_2}{\alpha_c}) \Pi_2^*(\alpha_1, \alpha_2, \alpha_3, \dots, \alpha_n) + \frac{\alpha_2}{\alpha_c} p \geq \beta_2 \Pi_2^*(\alpha_1, 0, \alpha_3, \dots, \alpha_n).$$

Anticipating this behavior, A offers B a pair quantity-price such that his participation constraint is binding, involving a wealth:

$$W_A = \sum_{i \neq 2} \alpha_i \Pi_i^*(\alpha_1, \alpha_2, \alpha_3, \dots, \alpha_n) + \beta_2 \alpha_c \Pi_2^*(\alpha_1, \alpha_2, \alpha_3, \dots, \alpha_n) - \beta_2 \alpha_c \Pi_2^*(\alpha_1, 0, \alpha_3, \dots, \alpha_n)}.$$

The optimal share $\alpha_2 \in [0, \alpha_c \beta_2]$ maximizes the above expression. Finally, we obtain the same problem as in proposition 2, where β_2 is replaced by $\beta_2 \alpha_c$.

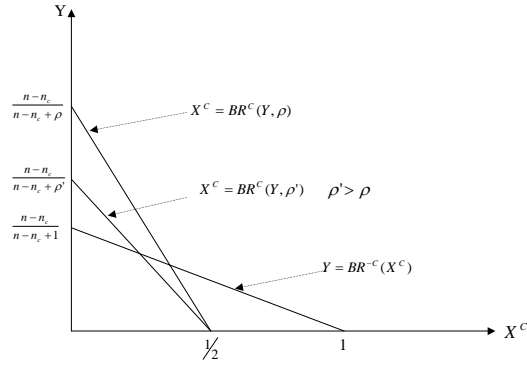


Figure 1: Aggregate best-response curve of group \mathcal{C} .

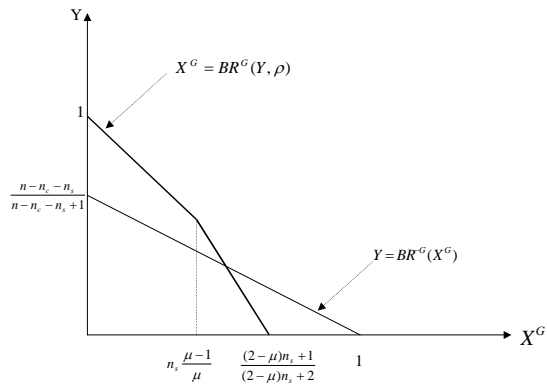


Figure 2: Aggregate best-response curve of group \mathcal{G} .

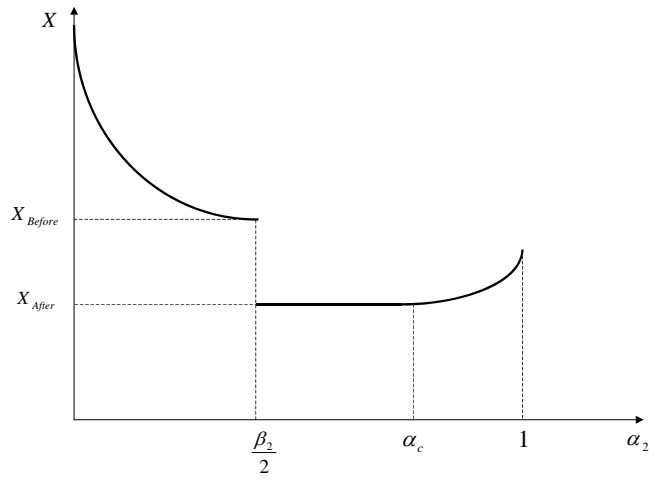


Figure 3: Variation of the total output with the toehold α_2 .

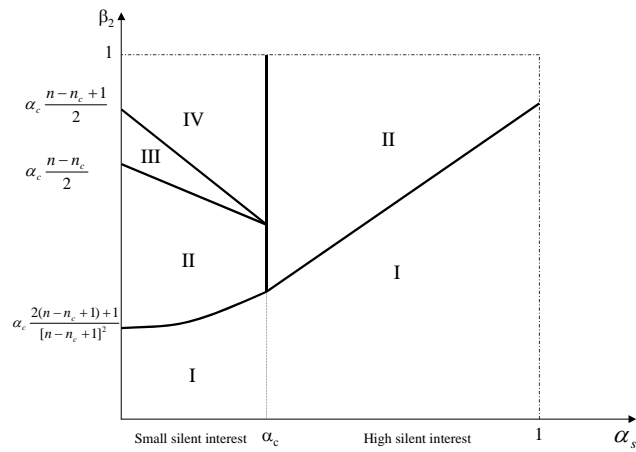


Figure 4: Zones with or without acquisitions.