



**HAL**  
open science

# The small-slope approximation method applied to a three-dimensional slab with rough boundaries

G rard Berginc, Claude Bourrely

► **To cite this version:**

G rard Berginc, Claude Bourrely. The small-slope approximation method applied to a three-dimensional slab with rough boundaries. Progress In Electromagnetics Research, 2007, 73, pp.131-211. hal-00136117

**HAL Id: hal-00136117**

**<https://hal.science/hal-00136117>**

Submitted on 12 Mar 2007

**HAL** is a multi-disciplinary open access archive for the deposit and dissemination of scientific research documents, whether they are published or not. The documents may come from teaching and research institutions in France or abroad, or from public or private research centers.

L'archive ouverte pluridisciplinaire **HAL**, est destin e au d p t et   la diffusion de documents scientifiques de niveau recherche, publi s ou non,  manant des  tablissements d'enseignement et de recherche fran ais ou  trangers, des laboratoires publics ou priv s.

# THE SMALL-SLOPE APPROXIMATION METHOD APPLIED TO A THREE-DIMENSIONAL SLAB WITH ROUGH BOUNDARIES

G rard Berginc<sup>1</sup> and Claude Bourely<sup>2</sup>

<sup>1</sup>Thal s Optronique, BP 55, 78233 Guyancourt Cedex, France.  
[gerard.berginc@fr.thalesgroup.com](mailto:gerard.berginc@fr.thalesgroup.com)

<sup>2</sup>Centre de Physique Th orique<sup>3</sup>, CNRS-Luminy Case 907  
13288 Marseille Cedex 9, France.  
[claude.bourely@cpt.univ-mrs.fr](mailto:claude.bourely@cpt.univ-mrs.fr)

## Abstract

In this paper we present new results on the small-slope approximation method. We consider different three-dimensional structures like a randomly rough surface separating two different media and a slab delimited by one or two rough surfaces. We extend the small-slope approximation to the fourth order terms of the perturbative development, and give the expression of the cross-sections for the different polarization states. Numerical examples are treated for the studied structures and a comparison with the small-perturbation is discussed.

**keywords:** scattering by random slabs, rough surface, small-slope approximation.

March 2007  
CPT-P10-2007

---

<sup>3</sup>. Unit  Mixte de Recherche 6207 du CNRS et des Universit s Aix-Marseille I, Aix-Marseille II et de l'Universit  du Sud Toulon-Var - Laboratoire affili  la FRUMAM.

# THE SMALL-SLOPE APPROXIMATION METHOD APPLIED TO A THREE-DIMENSIONAL SLAB WITH ROUGH BOUNDARIES

G erard Berginc, and Claude Bourrely<sup>1</sup>

Thal s Optronique  
rue Guynemer, BP 55, F-78283 Guyancourt Cedex, France

1. Introduction
  2. Definitions and notations
  3. The scattering matrix
  4. The small-slope approximation for a rough surface
  5. Computation of the cross-section
  6. A rough surface between two semi-infinite media
  7. A slab with a rough surface on the bottom side
    - 7.1 Applications
  8. A slab with a rough surface on the upper side
    - 8.1 Applications
  9. A slab with two rough boundaries
    - 9.1 Expansion of the scattering matrix according to the order
    - 9.2 Expressions of the scattering matrices
    - 9.3 Applications
- Appendix**  
**References**

## 1. INTRODUCTION

The analysis of the electromagnetic field scattering by random rough surfaces has been a subject of intensive research in recent decades [1]-[4]. Theoretical and numerical approaches have received a wide interest, we mention : the small-perturbation method (SPM) [5]-[8], the Kirchhoff (or tangent plane) approximation method [1][9]-[10]. However, some restrictions limit the domain of their applicability, the perturbation method is only valid for surfaces

---

1. Centre de Physique Th orique, UMR 6207, CNRS-Luminy, Case 907, F-13288 Marseille Cedex 09, France.  
UMR 6207 : Unit  Mixte de Recherche du CNRS et des Universit s Aix-Marseille I et Aix-Marseille II et de l' Universit  du Sud Toulon-Var, Laboratoire affili    la FRUMAM.

with small roughness and the Kirchhoff approximation is applicable to surfaces with long correlation length. Their combination gives the two-scale model, which is inaccurate for grazing angles [11]-[12]. Besides these methods, new approaches were suggested, like: the full-wave method analysis [13], the surface-field phase-perturbation technique [14]-[15], the quasislope approximation [16].

In the mid-1980s, Voronovich [17]-[22] proposed a new method called the small-slope approximation (SSA) which is valid for arbitrary roughness provided that the slopes of the surface are smaller than the angles of incidence and scattering, and irrespective of the wavelength of the incident radiation. The SSA is in fact making a bridge between two classical approaches, namely: the Kirchhoff approximation and the small-perturbation method. An extension to situations in which multiple scattering from points situated at significant distance becomes important is known as the non-local small-slope [21].

In this paper we will focus on the SSA method in view to study different rough structures like a slab or a film, considering the effects of higher orders in a perturbative expansion. The problem of one rough surface up to the order 3 is treated in Ref [23], [29]. The Ref [23] and Ref [29] consider the second order of the SSA and the one that includes the next-order correction to it. The Ref [23] proposed simplified forms for the first three SSA terms in the case of penetrable surfaces under the assumption of a Gaussian random process with an isotropic Gaussian correlation function. In Ref [29] we find results up to the third SSA term for incoherent scattering from dielectric and metallic surfaces with Gaussian and non-Gaussian correlation functions. The main point is to investigate the case where a dielectric slab is bounded by two rough surfaces [27]. Since the SSA method involves components of the SPM in the calculations, we have used results of our previous works [24]-[26] developed under the Rayleigh hypothesis.

The organization of the paper is as follows. In Section 2, we give a description of a random rough surface and the notations used for the electromagnetic field in a vectorial basis. In Section 3, we define the scattering matrix as an expansion in terms of the surface height. In Section 4, we summarize the main features of the small-perturbation method and give an example in the case of a single rough surface showing the relation with the operators of the SPM in the formalism of Ref [24]. Section 5 is devoted to the calculation of the bistatic cross-section where an explicit example is given. In Section 6, we give several examples of application of the SSA method in the case of a single rough surface between two semi-infinite media, and make a comparison with the results obtained by the SPM. Section 7, treats the scattering by a slab with a rough surface on the bottom side, and applications are given. In Section 8, we are interested in a slab where the upper boundary is a rough surface, some applications are considered. Section 9, deals with the general case of a slab with two rough boundaries. A detailed development of the SSA method is presented up to the order 4 with respect to the heights. We give an example of application and compare with the results we have obtained in the SPM case [25]. Appendices collect some formulas derived in [24]-[25] and needed to make the paper self-contained.

## 2. PRELIMINARY DEFINITIONS AND NOTATIONS

The structure we consider is shown in Fig. 1, where the two rough surfaces separate three media. The three media are characterized by an isotropic, homogeneous dielectric constant  $\epsilon_0$ ,  $\epsilon_1$  and  $\epsilon_2$  respectively. The two boundaries of the rough surfaces are located at the height  $z = h_1(\mathbf{x})$ ,  $z = -H + h_2(\mathbf{x})$ , where  $\mathbf{x} = (x, y)$ . The two rough surfaces are described statistically, more precisely, we assume that  $h_1(\mathbf{x})$  and  $h_2(\mathbf{x})$  are stationary, isotropic uncorrelated Gaussian random processes defined by their moments :

$$\langle h_i(\mathbf{x}) \rangle = 0, \quad (1)$$

$$\langle h_i(\mathbf{x}) h_i(\mathbf{x}') \rangle = W_i(\mathbf{x} - \mathbf{x}'), \quad (2)$$

$$\langle h_1(\mathbf{x}) h_2(\mathbf{x}') \rangle = 0, \quad (3)$$

where  $i = 1, 2$ , and the angle brackets denote an average over the ensemble of realizations of the function  $h_1(\mathbf{x})$  and  $h_2(\mathbf{x})$ . In this work we will use a Gaussian form for the surface-height correlation functions  $W_1(\mathbf{x})$  and  $W_2(\mathbf{x})$ :

$$W_i(\mathbf{x}) = \sigma_i^2 \exp(-\mathbf{x}^2/l_i^2), \quad (4)$$

where  $\sigma_i$  is the rms height of the surface  $h_i(\mathbf{x})$ , and  $l_i$  is the transverse correlation length. The corresponding expressions in momentum space are given by :

$$\langle h_i(\mathbf{p}) \rangle = 0, \quad (5)$$

$$\langle h_i(\mathbf{p}) h_i(\mathbf{p}') \rangle = (2\pi)^2 \delta(\mathbf{p} + \mathbf{p}') W_i(\mathbf{p}), \quad (6)$$

$$\langle h_1(\mathbf{p}) h_2(\mathbf{p}') \rangle = 0, \quad (7)$$

where<sup>2</sup>

$$W_i(\mathbf{p}) \equiv \int d^2\mathbf{x} W_i(\mathbf{x}) \exp(-i\mathbf{p} \cdot \mathbf{x}), \quad (8)$$

$$= \pi \sigma_i^2 l_i^2 \exp(-\mathbf{p}^2 l_i^2/4). \quad (9)$$

For the electromagnetic field we consider that each wave propagates with a pulsation  $\omega$  and the time dependence is assumed to be  $\exp(-i\omega t)$ . The electric fields  $\mathbf{E}^i$  satisfy in the different media an Helmholtz equation

$$(\nabla^2 + \epsilon_i K_0^2) \mathbf{E}^i(\mathbf{r}) = 0. \quad (10)$$

In the medium 0,  $\mathbf{E}^0$  can be written as a superposition of an incident and scattered fields :

$$\mathbf{E}^0(\mathbf{x}, z) = \mathbf{E}^i(\mathbf{p}_0) \exp(i\mathbf{p}_0 \cdot \mathbf{x} - i\alpha_0(\mathbf{p}_0) z) + \int \frac{d^2\mathbf{p}}{(2\pi)^2} \mathbf{E}^s(\mathbf{p}) \exp(i\mathbf{p} \cdot \mathbf{x} + i\alpha_0(\mathbf{p}) z), \quad (11)$$

---

2. We use the same symbol for a function and its Fourier transform, they are differentiated by their arguments.

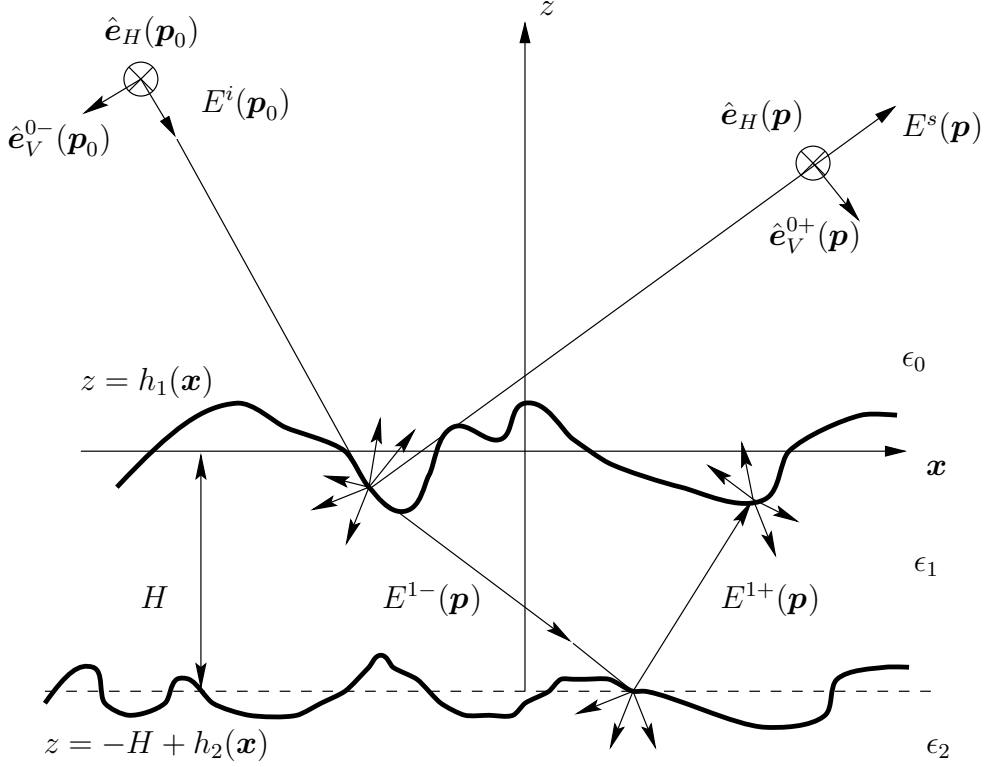


FIG. 1. An incident wave coming from medium 0 and scattered by a slab with two rough surfaces.

where (see Fig. 2)

$$\alpha_0(\mathbf{p}) = (\epsilon_0 K_0^2 - \mathbf{p}^2)^{\frac{1}{2}}, \quad (12)$$

$$K_0 = \omega/c, \quad (13)$$

$$\mathbf{E}^i(\mathbf{p}_0) = E_V^i(\mathbf{p}_0) \hat{\mathbf{e}}_V^{0-}(\mathbf{p}_0) + E_H^i(\mathbf{p}_0) \hat{\mathbf{e}}_H(\mathbf{p}_0), \quad (14)$$

$$\mathbf{E}^s(\mathbf{p}) = E_V^s(\mathbf{p}) \hat{\mathbf{e}}_V^{0+}(\mathbf{p}) + E_H^s(\mathbf{p}) \hat{\mathbf{e}}_H(\mathbf{p}). \quad (15)$$

The subscript  $H$  refers to the horizontal polarization ( $TE$ ), and  $V$  to the vertical polarization ( $TM$ ), they are defined by the two vectors:

$$\hat{\mathbf{e}}_H(\mathbf{p}) = \hat{\mathbf{e}}_z \times \hat{\mathbf{p}}, \quad (16)$$

$$\hat{\mathbf{e}}_V^{0\pm}(\mathbf{p}) = \pm \frac{\alpha_0(\mathbf{p})}{\sqrt{\epsilon_0} K_0} \hat{\mathbf{p}} - \frac{\|\mathbf{p}\|}{\sqrt{\epsilon_0} K_0} \hat{\mathbf{e}}_z, \quad (17)$$

where the minus sign corresponds to incident wave and the plus sign to the scattered wave. It has to be noticed that the vector  $\mathbf{E}^s(\mathbf{p})$  and  $\mathbf{E}^i(\mathbf{p}_0)$  are expressed in a different basis due the fact that  $\hat{\mathbf{e}}_V^{0\pm}(\mathbf{p})$  and  $\hat{\mathbf{e}}_V^{1\pm}(\mathbf{p})$  depend on  $\mathbf{p}$ . In medium 1, we get a similar expression namely:

$$\mathbf{E}^1(\mathbf{r}) = \int \frac{d^2\mathbf{p}}{(2\pi)^2} \mathbf{E}^{1-}(\mathbf{p}) \exp(i\mathbf{p} \cdot \mathbf{x} - i\alpha_1(\mathbf{p})z) + \int \frac{d^2\mathbf{p}}{(2\pi)^2} \mathbf{E}^{1+}(\mathbf{p}) \exp(i\mathbf{p} \cdot \mathbf{x} + i\alpha_1(\mathbf{p})z), \quad (18)$$

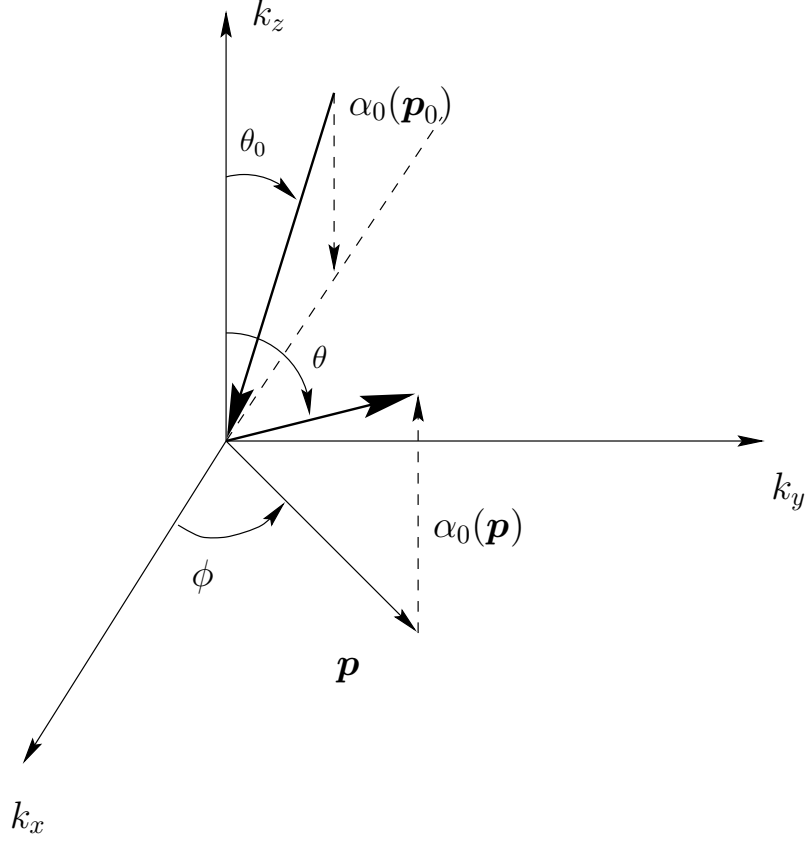


FIG. 2. Definition of the scattering vectors.

where

$$\alpha_1(\mathbf{p}) \equiv (\epsilon_1 K_0^2 - \mathbf{p}^2)^{\frac{1}{2}}. \quad (19)$$

The field  $\mathbf{E}^{1-}$  is decomposed in the basis  $(\hat{\mathbf{e}}_V^{1-}(\mathbf{p}), \hat{\mathbf{e}}_H(\mathbf{p}))$ , and  $\mathbf{E}^{1+}$  in the basis  $(\hat{\mathbf{e}}_V^{1+}(\mathbf{p}), \hat{\mathbf{e}}_H(\mathbf{p}))$  with

$$\hat{\mathbf{e}}_H(\mathbf{p}) = \hat{\mathbf{e}}_z \times \hat{\mathbf{p}}, \quad (20)$$

$$\hat{\mathbf{e}}_V^{1\pm}(\mathbf{p}) = \pm \frac{\alpha_1(\mathbf{p})}{\sqrt{\epsilon_1} K_0} \hat{\mathbf{p}} - \frac{\|\mathbf{p}\|}{\sqrt{\epsilon_1} K_0} \hat{\mathbf{e}}_z. \quad (21)$$

### 3. THE SCATTERING MATRIX

We define the scattering matrix connecting the incident field to the scattered field by the following expression

$$\mathbf{E}^s(\mathbf{p}) \equiv \overline{\mathbf{R}}(\mathbf{p}|\mathbf{p}_0) \cdot \mathbf{E}^i(\mathbf{p}_0), \quad (22)$$

where  $\overline{\mathbf{R}}(\mathbf{p}|\mathbf{p}_0)$  is a two-dimensional matrix where the components depend on the polarizations  $V$  and  $H$

$$\overline{\mathbf{R}}(\mathbf{p}|\mathbf{p}_0) = \begin{pmatrix} R_{VV}(\mathbf{p}|\mathbf{p}_0) & R_{VH}(\mathbf{p}|\mathbf{p}_0) \\ R_{HV}(\mathbf{p}|\mathbf{p}_0) & R_{HH}(\mathbf{p}|\mathbf{p}_0) \end{pmatrix}.$$

We will consider a perturbative development of  $\overline{\mathbf{R}}$  in powers of the height  $h$  of the form

$$\overline{\mathbf{R}}(\mathbf{p}|\mathbf{p}_0) = \overline{\mathbf{R}}^{(0)}(\mathbf{p}|\mathbf{p}_0) + \overline{\mathbf{R}}^{(1)}(\mathbf{p}|\mathbf{p}_0) + \overline{\mathbf{R}}^{(2)}(\mathbf{p}|\mathbf{p}_0) + \overline{\mathbf{R}}^{(3)}(\mathbf{p}|\mathbf{p}_0) + \dots \quad (23)$$

We have proven [24] in the case of the small-perturbation method that the development takes the form

$$\begin{aligned} \overline{\mathbf{R}}(\mathbf{p}|\mathbf{p}_0) &= (2\pi)^2 \delta(\mathbf{p} - \mathbf{p}_0) \overline{\mathbf{X}}^{(0)}(\mathbf{p}_0) + \alpha_0(\mathbf{p}_0) \overline{\mathbf{X}}^{(1)}(\mathbf{p}|\mathbf{p}_0) h(\mathbf{p} - \mathbf{p}_0) \\ &+ \alpha_0(\mathbf{p}_0) \int \frac{d^2 \mathbf{p}_1}{(2\pi)^2} \overline{\mathbf{X}}^{(2)}(\mathbf{p}|\mathbf{p}_1|\mathbf{p}_0) h(\mathbf{p} - \mathbf{p}_1) h(\mathbf{p}_1 - \mathbf{p}_0) \\ &+ \alpha_0(\mathbf{p}_0) \iint \frac{d^2 \mathbf{p}_1}{(2\pi)^2} \frac{d^2 \mathbf{p}_2}{(2\pi)^2} \overline{\mathbf{X}}^{(3)}(\mathbf{p}|\mathbf{p}_1|\mathbf{p}_2|\mathbf{p}_0) h(\mathbf{p} - \mathbf{p}_1) h(\mathbf{p}_1 - \mathbf{p}_2) h(\mathbf{p}_2 - \mathbf{p}_0), \end{aligned} \quad (24)$$

where  $h(\mathbf{p})$  is the Fourier transform of  $h(\mathbf{x})$ :

$$h(\mathbf{p}) \equiv \int d^2 \mathbf{x} \exp(-i\mathbf{p} \cdot \mathbf{x}) h(\mathbf{x}). \quad (25)$$

The expression of the scattered field represents the general solution of the Maxwell equations which satisfy the radiation condition. For instance, in medium 0, the scattered field reads

$$\mathbf{E}^s(\mathbf{r}) = \mathbf{E}^i(\mathbf{p}_0) \exp(i\mathbf{k}_{\mathbf{p}_0}^{0-} \cdot \mathbf{r}) + \int \frac{d^2 \mathbf{p}}{(2\pi)^2} \overline{\mathbf{R}}(\mathbf{p}|\mathbf{p}_0) \cdot \mathbf{E}^i(\mathbf{p}_0) \exp(i\mathbf{k}_{\mathbf{p}}^{0+} \cdot \mathbf{r}). \quad (26)$$

where  $\mathbf{k}_{\mathbf{p}}^{0\pm} \equiv \mathbf{p} \pm \alpha_0(\mathbf{p}) \hat{\mathbf{e}}_z$ .

In order to determine the scattering matrix we have to satisfy the boundary conditions on the rough surfaces by writing the continuity of the tangential components of the electric and magnetic fields, in the case of the upper surface we obtain

$$\mathbf{n}(\mathbf{x}) \times [\mathbf{E}^0(\mathbf{x}, h_1(\mathbf{x})) - \mathbf{E}^1(\mathbf{x}, h_1(\mathbf{x}))] = 0, \quad (27)$$

$$\mathbf{n}(\mathbf{x}) \cdot [\epsilon_0 \mathbf{E}^0(\mathbf{x}, h_1(\mathbf{x})) - \epsilon_1 \mathbf{E}^1(\mathbf{x}, h_1(\mathbf{x}))] = 0, \quad (28)$$

$$\mathbf{n}(\mathbf{x}) \times [\mathbf{B}^0(\mathbf{x}, h_1(\mathbf{x})) - \mathbf{B}^1(\mathbf{x}, h_1(\mathbf{x}))] = 0, \quad (29)$$

$$\mathbf{n}(\mathbf{x}) \equiv \hat{\mathbf{e}}_z - \nabla h_1(\mathbf{x}).$$

For the lower surface we can write equivalent conditions by making the replacements,  $0 \rightarrow 1$ ,  $1 \rightarrow 2$ , and  $h_1$  by  $h_2$ .

#### 4. THE SMALL-SLOPE APPROXIMATION FOR A ROUGH SURFACE

In his approach Voronovich [19] remarks that the unitarity of the scattering matrix implies a reciprocity theorem leading to the following properties:

$$\overline{\mathbf{R}}(\mathbf{p}, \mathbf{p}_0) = \overline{\mathbf{R}}(\mathbf{p}_0, -\mathbf{p}), \quad (30)$$



for an horizontal translation of the rough boundary  $h(\mathbf{r}) \rightarrow h(\mathbf{r} - \mathbf{a})$

$$\overline{\mathbf{R}}(\mathbf{p}, \mathbf{p}_0) \rightarrow \overline{\mathbf{R}}(\mathbf{p}, \mathbf{p}_0) \exp[-i(\mathbf{p} - \mathbf{p}_0) \cdot \mathbf{a}], \quad (31)$$

and for a vertical translation  $h(\mathbf{r}) \rightarrow h(\mathbf{r}) + H$

$$\overline{\mathbf{R}}(\mathbf{p}, \mathbf{p}_0) \rightarrow \overline{\mathbf{R}}(\mathbf{p}, \mathbf{p}_0) \exp[-i(\alpha(\mathbf{p}) + \alpha(\mathbf{p}_0))H]. \quad (32)$$

Using these results Voronovich proposes the following expression of the scattering matrix

$$\overline{\mathbf{R}}(\mathbf{p}, \mathbf{p}_0) = \int \frac{d^2 \mathbf{r}}{(2\pi)^2} \exp[-i(\mathbf{p} - \mathbf{p}_0) \cdot \mathbf{r} - i(\alpha(\mathbf{p}) + \alpha(\mathbf{p}_0))h(\mathbf{r})] \overline{\Phi}[\mathbf{p}, \mathbf{p}_0; \mathbf{r}; [h]], \quad (33)$$

in the case of a rough surface located between media 0 and 1. The functional  $\overline{\Phi}$  which depends on  $h$  has to be determined. The translation conditions (31) and (32), lead to some properties on  $\overline{\Phi}$  (here it is more convenient to work with the Fourier transform  $\overline{\Phi}[\mathbf{p}, \mathbf{p}_0; \mathbf{r}; [h]]$  with respect to the variable  $r$ ). The first condition (31) reads:

$$\overline{\mathbf{R}}(\mathbf{p}, \mathbf{p}_0) = \int \frac{d^2 \boldsymbol{\xi}}{(2\pi)^2} d^2 \mathbf{r} \exp^{-i(\mathbf{p} - \mathbf{p}_0 - \boldsymbol{\xi}) \cdot \mathbf{r} - i(\alpha_0(\mathbf{p}) + \alpha_0(\mathbf{p}_0))h(\mathbf{r})} \overline{\Phi}(\mathbf{p}, \mathbf{p}_0, \boldsymbol{\xi}), \quad (34)$$

and the second (32)

$$\overline{\Phi}_{\mathbf{x} \rightarrow h(\mathbf{x} - \mathbf{a})}(\mathbf{p}, \mathbf{p}_0, \boldsymbol{\xi}) = \exp^{i\boldsymbol{\xi} \cdot \mathbf{a}} \overline{\Phi}_{\mathbf{x} \rightarrow h(\mathbf{x})}(\mathbf{p}, \mathbf{p}_0, \boldsymbol{\xi}), \quad (35)$$

for all vector  $\mathbf{a}$ . In the framework of a perturbative development,  $\overline{\Phi}$  is expanded as an integral-power series of  $h$  namely:

$$\begin{aligned} \overline{\Phi}(\mathbf{p}, \mathbf{p}_0, \boldsymbol{\xi}) &= \delta(\boldsymbol{\xi}) \tilde{\Phi}^{(0)}(\mathbf{p}, \mathbf{p}_0) + \int \frac{d^2 \boldsymbol{\xi}_1}{(2\pi)^2} \delta(\boldsymbol{\xi} - \boldsymbol{\xi}_1) \tilde{\Phi}^{(1)}(\mathbf{p}, \mathbf{p}_0, \boldsymbol{\xi}_1) h(\boldsymbol{\xi}_1) \\ &+ \iint \frac{d^2 \boldsymbol{\xi}_1}{(2\pi)^2} \frac{d^2 \boldsymbol{\xi}_2}{(2\pi)^2} \delta(\boldsymbol{\xi} - \boldsymbol{\xi}_1 - \boldsymbol{\xi}_2) \tilde{\Phi}^{(2)}(\mathbf{p}, \mathbf{p}_0, \boldsymbol{\xi}_1, \boldsymbol{\xi}_2) h(\boldsymbol{\xi}_1) h(\boldsymbol{\xi}_2) + \dots \end{aligned} \quad (36)$$

The condition (32) imposes:

$$\overline{\Phi}_{\mathbf{x} \rightarrow h(\mathbf{x}) + H}(\mathbf{p}, \mathbf{p}_0, \boldsymbol{\xi}) = \overline{\Phi}_{\mathbf{x} \rightarrow h(\mathbf{x})}(\mathbf{p}, \mathbf{p}_0, \boldsymbol{\xi}). \quad (37)$$

In the Fourier space, the transformation  $\mathbf{x} \rightarrow h(\mathbf{x}) + H$  corresponds to  $\mathbf{x} \rightarrow h(\mathbf{p}) + (2\pi)^2 \delta(\mathbf{p}) H$ . So for the order 1 in  $H$ , the condition (37) reads

$$(2\pi)^2 \delta(\mathbf{p}) H \tilde{\Phi}^{(1)}(\mathbf{p}, \mathbf{p}_0, \boldsymbol{\xi}) = 0, \quad (38)$$

or  $\tilde{\Phi}^{(1)}(\mathbf{p}, \mathbf{p}_0, \boldsymbol{\xi} = 0) = 0$ . In the same way, one can prove that

$$\tilde{\Phi}^{(n)}(\mathbf{p}, \mathbf{p}_0, \boldsymbol{\xi}_1, \dots, \boldsymbol{\xi}_k = 0, \dots, \boldsymbol{\xi}_n) = 0 \quad \forall k \in [1, n]. \quad (39)$$

Now, using a finite expansion with respect to the variables  $\boldsymbol{\xi}_1, \dots, \boldsymbol{\xi}_n$  it follows that:

$$\tilde{\Phi}^{(n)}(\mathbf{p}, \mathbf{p}_0, \boldsymbol{\xi}_1, \dots, \boldsymbol{\xi}_n) = \sum_{\alpha_1, \dots, \alpha_n = x, y} \xi_1^{\alpha_1} \dots \xi_n^{\alpha_n} \tilde{\Phi}^{(n)\alpha_1 \dots \alpha_n}(\mathbf{p}, \mathbf{p}_0, \boldsymbol{\xi}_1, \dots, \boldsymbol{\xi}_n), \quad (40)$$

where  $\xi_i = (\xi_{ix}, \xi_{iy})$ . This expansion justifies the name of small-slope approximation when the effects due to the frontiers are neglected in the integration

$$i\xi_\alpha h(\xi) = \int d^2\mathbf{x} \frac{\partial h(\mathbf{x})}{\partial x_\alpha} \exp^{-i\xi \cdot \mathbf{x}}. \quad (41)$$

The coefficients  $\overline{\Phi}^{(n)}(\mathbf{p}, \mathbf{p}_0, \xi_1, \dots, \xi_n)$  are not unique and independent. However, Voronovich [19, 21] showed that  $\overline{\Phi}^{(n)}$  can be expanded as:

$$\tilde{\Phi}^{(n)} = \tilde{\Phi}^{(n)} \Big|_{\xi_n = \mathbf{p} - \mathbf{p}_0 - \xi_1 - \dots - \xi_{n-1}} + [\tilde{\Phi}^{(n)} - \tilde{\Phi}^{(n)} \Big|_{\xi_n = \mathbf{p} - \mathbf{p}_0 - \xi_1 - \dots - \xi_{n-1}}], \quad (42)$$

the first term in the right handside can be transformed into a term of order  $n - 1$  which is analogous to  $\tilde{\Phi}^{(n-1)}$ , and the term between brackets is transformed into a term of order  $n + 1$ . This important relation will be called a reduction formula in the following.

Taking as an example the first terms in an expansion of Eq. (36), and using Eq. (42) the computation of the term  $\overline{\Phi}^{(0)}$  should involve  $\overline{\Phi}^{(1)}$  but its coefficient can be related to  $\overline{\Phi}^{(0)}$  and  $\overline{\Phi}^{(2)}$  and then replaced, we obtain the formula

$$\begin{aligned} \overline{\mathbf{R}}(\mathbf{p}, \mathbf{p}_0) &= \int d^2\mathbf{r} \exp^{-i(\mathbf{p} - \mathbf{p}_0) \cdot \mathbf{r} - i(\alpha_0(\mathbf{p}) + \alpha_0(\mathbf{p}_0)) h(\mathbf{r})} \overline{\Phi}^{(0)}(\mathbf{p}, \mathbf{p}_0) + \\ &\int \frac{d^2\xi}{(2\pi)^2} d^2\mathbf{r} \exp^{-i(\mathbf{p} - \mathbf{p}_0) \cdot \mathbf{r} - i(\alpha_0(\mathbf{p}) + \alpha_0(\mathbf{p}_0)) h(\mathbf{r})} (2\pi)^2 \delta(\xi - \xi_1 - \xi_2) \overline{\Phi}^{(2)}(\mathbf{p}, \mathbf{p}_0, \xi_1, \xi_2) h(\xi_1) h(\xi_2). \end{aligned} \quad (43)$$

In this expression, if we take the term of order 1 in  $h$ , we get

$$\overline{\mathbf{R}}(\mathbf{p}, \mathbf{p}_0) = \overline{\Phi}^{(0)}(\mathbf{p}, \mathbf{p}_0) [(2\pi)^2 \delta(\mathbf{p} - \mathbf{p}_0) - i(\alpha_0(\mathbf{p}) + \alpha_0(\mathbf{p}_0)) h(\mathbf{p} - \mathbf{p}_0)]. \quad (44)$$

Voronovich [19]-[18] has proposed to identify the expression (43) with the small perturbation method (see Ref [24] Eq. (53)) we obtain<sup>3</sup>:

$$\begin{aligned} \overline{\mathbf{R}}_s^{10}(\mathbf{p}|\mathbf{p}_0) &= (2\pi)^2 \delta(\mathbf{p} - \mathbf{p}_0) \overline{\mathbf{X}}_s^{(0)}(\mathbf{p}_0) + \alpha_0(\mathbf{p}_0) \overline{\mathbf{X}}_s^{(1)}(\mathbf{p}|\mathbf{p}_0) h(\mathbf{p} - \mathbf{p}_0) \\ &+ \alpha_0(\mathbf{p}_0) \int \frac{d^2\mathbf{p}_1}{(2\pi)^2} \overline{\mathbf{X}}_s^{(2)}(\mathbf{p}|\mathbf{p}_1|\mathbf{p}_0) h(\mathbf{p} - \mathbf{p}_1) h(\mathbf{p}_1 - \mathbf{p}_0), \end{aligned} \quad (45)$$

it results the equations:

$$\overline{\Phi}^{(0)}(\mathbf{p}_0, \mathbf{p}_0) = \overline{\mathbf{X}}_s^{(0)}(\mathbf{p}_0), \quad (46)$$

$$-i(\alpha_0(\mathbf{p}) + \alpha_0(\mathbf{p}_0)) \overline{\Phi}^{(0)}(\mathbf{p}, \mathbf{p}_0) = \alpha_0(\mathbf{p}_0) \overline{\mathbf{X}}_s^{(1)}(\mathbf{p}|\mathbf{p}_0), \quad (47)$$

or

$$\overline{\Phi}^{(0)}(\mathbf{p}, \mathbf{p}_0) = \frac{\alpha_0(\mathbf{p}_0)}{-i(\alpha_0(\mathbf{p}) + \alpha_0(\mathbf{p}_0))} \overline{\mathbf{X}}_s^{(1)}(\mathbf{p}|\mathbf{p}_0), \quad (48)$$

$$-2i \overline{\mathbf{X}}_s^{(0)}(\mathbf{p}_0) = \overline{\mathbf{X}}_s^{(1)}(\mathbf{p}_0|\mathbf{p}_0). \quad (49)$$

---

3. The upper indices 10 in (45) must be read from right to left, indicating the order of the successive media. The same notation will be used in the following.

The first equation gives the coefficient  $\overline{\Phi}^{(0)}(\mathbf{p}, \mathbf{p}_0)$  whose the corresponding scattering matrix becomes

$$\overline{\mathbf{R}}_s^{10}(\mathbf{p}|\mathbf{p}_0) = \frac{i\alpha_0(\mathbf{p}_0)}{(\alpha_0(\mathbf{p}) + \alpha_0(\mathbf{p}_0))} \overline{\mathbf{X}}_s^{(1)}(\mathbf{p}|\mathbf{p}_0) \int d^2\mathbf{r} \exp^{-i(\mathbf{p}-\mathbf{p}_0)\cdot\mathbf{r} - i(\alpha_0(\mathbf{p}) + \alpha_0(\mathbf{p}_0))h(\mathbf{r})}, \quad (50)$$

where  $\overline{\mathbf{X}}_s^{(1)}(\mathbf{p}|\mathbf{p}_0)$  is given by A.2, (see also Ref [24] Eq. (61)). Following the same procedure, the order two approximation  $\overline{\Phi}^{(2)}$  can be written in term of a order 1 and 3, leading to the expression :

$$\begin{aligned} \overline{\mathbf{R}}_s^{10}(\mathbf{p}|\mathbf{p}_0) &= \frac{\alpha_0(\mathbf{p}_0)}{-i(\alpha_0(\mathbf{p}) + \alpha_0(\mathbf{p}_0))} \cdot \int \frac{d^2\xi}{(2\pi)^2} d^2\mathbf{r} \exp^{-i(\mathbf{p}-\mathbf{p}_0-\xi)\cdot\mathbf{r} - i(\alpha_0(\mathbf{p}) + \alpha_0(\mathbf{p}_0))h(\mathbf{r})} \\ &\quad \times \left\{ (2\pi)^2 \delta(\xi) \overline{\mathbf{X}}_s^{(1)}(\mathbf{p}|\mathbf{p}_0) \right. \\ &\quad \left. + \frac{i}{2} \left[ \overline{\mathbf{X}}_s^{(2)}(\mathbf{p}|\mathbf{p} - \xi|\mathbf{p}_0) + \overline{\mathbf{X}}_s^{(2)}(\mathbf{p}|\mathbf{p}_0 + \xi|\mathbf{p}_0) + i(\alpha_0(\mathbf{p}) + \alpha_0(\mathbf{p}_0))\overline{\mathbf{X}}_s^{(1)}(\mathbf{p}|\mathbf{p}_0) \right] h(\xi) \right\}, \quad (51) \end{aligned}$$

where  $\overline{\mathbf{X}}_s^{(2)}$  is given by A.3, (see also Eq. (62) Ref [24]). We immediately deduce

$$\begin{aligned} \tilde{\Phi}^{(1)}(\mathbf{p}, \mathbf{p}_0, \xi) &= \frac{i\alpha_0(\mathbf{p}_0)}{\alpha_0(\mathbf{p}) + \alpha_0(\mathbf{p}_0)} \frac{1}{2} \left[ \overline{\mathbf{X}}_s^{(2)}(\mathbf{p}|\mathbf{p} - \xi|\mathbf{p}_0) + \overline{\mathbf{X}}_s^{(2)}(\mathbf{p}|\mathbf{p}_0 + \xi|\mathbf{p}_0) \right. \\ &\quad \left. + i(\alpha_0(\mathbf{p}) + \alpha_0(\mathbf{p}_0))\overline{\mathbf{X}}_s^{(1)}(\mathbf{p}|\mathbf{p}_0) \right]. \quad (52) \end{aligned}$$

The small-slope approximation method contains following the construction procedure a perturbative term of order 1: Eq. (50), and of order two: Eq. (52). It contains also a phase factor coming from the tangent plane approximation. In addition, Voronovich has shown in the scalar case with boundary Diriclet conditions that the Kirchhoff tangent plane approximation was included in the small-slope method for the order 2 (Eq. (52)).

## 5. COMPUTATION OF THE CROSS-SECTION

The scattered field is related to the incident field by :

$$\mathbf{E}^s(\mathbf{x}, z) = \frac{\exp(iK_0\|\mathbf{r}\|)}{\|\mathbf{r}\|} \overline{\mathbf{f}}(\mathbf{p}|\mathbf{p}_0) \cdot \mathbf{E}^i(\mathbf{p}_0), \quad (53)$$

with

$$\overline{\mathbf{f}}(\mathbf{p}|\mathbf{p}_0) \equiv \frac{K_0 \cos \theta}{2\pi i} \overline{\mathbf{R}}(\mathbf{p}|\mathbf{p}_0), \quad (54)$$

$$\mathbf{p} = K_0 \frac{\mathbf{x}}{\|\mathbf{r}\|}, \quad (55)$$

where  $\theta$  is the angle between  $\hat{\mathbf{e}}_z$  and the scattering direction. Introducing the Muller matrix  $\overline{\mathbf{M}}(\mathbf{p}|\mathbf{p}_0)$ , the bistatic matrix is defined by the relations

$$\overline{\gamma}(\mathbf{p}|\mathbf{p}_0) \equiv \frac{1}{A \cos(\theta_0)} \overline{\mathbf{M}}(\mathbf{p}|\mathbf{p}_0), \quad (56)$$

$$= \frac{1}{A \cos(\theta_0)} \overline{\mathbf{f}}(\mathbf{p}|\mathbf{p}_0) \odot \overline{\mathbf{f}}(\mathbf{p}|\mathbf{p}_0), \quad (57)$$

$$= \frac{K_0^2 \cos^2(\theta)}{(2\pi)^2 A \cos(\theta_0)} \overline{\mathbf{R}}(\mathbf{p}, \mathbf{p}_0) \odot \overline{\mathbf{R}}(\mathbf{p}, \mathbf{p}_0). \quad (58)$$

where the product  $\odot$  of two matrices  $\bar{\mathbf{f}}$  and  $\bar{\mathbf{g}}$  is defined by

$$\begin{aligned} \bar{\mathbf{f}} \odot \bar{\mathbf{g}} &\equiv \begin{pmatrix} f_{VV} & f_{VH} \\ f_{HV} & f_{HH} \end{pmatrix} \odot \begin{pmatrix} g_{VV} & g_{VH} \\ g_{HV} & g_{HH} \end{pmatrix} \\ &= \begin{pmatrix} f_{VV}g_{VV}^* & f_{VH}g_{VH}^* & \text{Re}(f_{VV}g_{VH}^*) & -\text{Im}(f_{VV}g_{VH}^*) \\ f_{HV}g_{HV}^* & f_{HH}g_{HH}^* & \text{Re}(f_{HV}g_{HH}^*) & -\text{Im}(f_{HV}g_{HH}^*) \\ 2\text{Re}(f_{VV}g_{HV}^*) & 2\text{Re}(f_{VH}g_{HH}^*) & \text{Re}(f_{VV}g_{VV}^* + f_{HV}g_{VH}^*) & -\text{Im}(f_{VV}g_{HH}^* - f_{VH}g_{HV}^*) \\ 2\text{Im}(f_{VV}g_{HV}^*) & 2\text{Im}(f_{VH}g_{HH}^*) & \text{Im}(f_{VV}g_{VV}^* + f_{HV}g_{VH}^*) & \text{Re}(f_{VV}g_{HH}^* - f_{VH}g_{HV}^*) \end{pmatrix}. \end{aligned} \quad (59)$$

The scattering from a randomly rough surface is a stochastic process, so the computations of radar or laser cross-section for the coherent and incoherent parts involve an average over the surfaces realizations. The definition of the coherent bistatic matrix reads

$$\bar{\gamma}^{coh} \equiv \frac{1}{A \cos \theta_0} \langle \bar{\mathbf{f}}(\mathbf{p}|\mathbf{p}_0) \rangle \odot \langle \bar{\mathbf{f}}(\mathbf{p}|\mathbf{p}_0) \rangle = \frac{K_0^2 \cos^2 \theta}{A (2\pi)^2 \cos \theta_0} \langle \bar{\mathbf{R}}(\mathbf{p}, \mathbf{p}_0) \rangle \odot \langle \bar{\mathbf{R}}(\mathbf{p}, \mathbf{p}_0) \rangle, \quad (60)$$

and the incoherent bistatic matrix

$$\begin{aligned} \bar{\gamma}^{incoh}(\mathbf{p}|\mathbf{p}_0) &\equiv \frac{1}{A \cos \theta_0} [\langle \bar{\mathbf{f}}(\mathbf{p}|\mathbf{p}_0) \odot \bar{\mathbf{f}}(\mathbf{p}|\mathbf{p}_0) \rangle - \langle \bar{\mathbf{f}}(\mathbf{p}|\mathbf{p}_0) \rangle \odot \langle \bar{\mathbf{f}}(\mathbf{p}|\mathbf{p}_0) \rangle], \\ &= \frac{K_0^2 \cos^2 \theta}{A (2\pi)^2 \cos \theta_0} [\langle \bar{\mathbf{R}}(\mathbf{p}|\mathbf{p}_0) \odot \bar{\mathbf{R}}(\mathbf{p}|\mathbf{p}_0) \rangle - \langle \bar{\mathbf{R}}(\mathbf{p}|\mathbf{p}_0) \rangle \odot \langle \bar{\mathbf{R}}(\mathbf{p}|\mathbf{p}_0) \rangle]. \end{aligned} \quad (61)$$

If we consider the case of a single rough surface Eq. (51) where we set

$$\bar{\Sigma}_s^0(\mathbf{p}|\mathbf{p}_0|\boldsymbol{\xi}) = \bar{\mathbf{X}}_s^{(2)}(\mathbf{p}|\mathbf{p} - \boldsymbol{\xi}|\mathbf{p}_0) + \bar{\mathbf{X}}_s^{(2)}(\mathbf{p}|\mathbf{p}_0 + \boldsymbol{\xi}|\mathbf{p}_0) + i(\alpha_0(\mathbf{p}) + \alpha_0(\mathbf{p}_0))\bar{\mathbf{X}}_s^{(1)}(\mathbf{p}|\mathbf{p}_0), \quad (62)$$

this matrix does not comply with the reciprocity condition, so we will define a reciprocal matrix by the relation

$$\bar{\Sigma}_s(\mathbf{p}|\mathbf{p}_0|\boldsymbol{\xi}) = \frac{1}{2}[\bar{\Sigma}_s^0(\mathbf{p}|\mathbf{p}_0|\boldsymbol{\xi}) + \bar{\Sigma}_s^0(-\mathbf{p}_0|-\mathbf{p}|-\boldsymbol{\xi})^{aT}], \quad (63)$$

where  $aT$  means the anti-transpose of a matrix, with the definition

$$\begin{pmatrix} a & b \\ c & d \end{pmatrix}^{aT} = \begin{pmatrix} a & -c \\ -b & d \end{pmatrix}. \quad (64)$$

Taking the statistical average of the matrix  $\bar{\mathbf{R}}_s^{10}(\mathbf{p}|\mathbf{p}_0)$  one obtains for the coherent part

$$\begin{aligned} \langle \bar{\mathbf{R}}_s^{10}(\mathbf{p}|\mathbf{p}_0) \rangle &\equiv \frac{i \alpha_0(\mathbf{p}_0)}{(\alpha_0(\mathbf{p}) + \alpha_0(\mathbf{p}_0))} \exp^{-(\alpha_0(\mathbf{p}) + \alpha_0(\mathbf{p}_0))^2 \sigma^2 / 2} \\ &\int d^2 \mathbf{r} e^{-i(\mathbf{p} - \mathbf{p}_0) \cdot \mathbf{r}} \left\{ \bar{\mathbf{X}}_s^{(1)}(\mathbf{p}|\mathbf{p}_0) + \frac{(\alpha_0(\mathbf{p}) + \alpha_0(\mathbf{p}_0))}{2} \int \frac{d^2 \boldsymbol{\xi}}{(2\pi)^2} W(\boldsymbol{\xi}) \bar{\Sigma}_s(\mathbf{p}|\mathbf{p}_0|\boldsymbol{\xi}) \right\}, \end{aligned} \quad (65)$$

and for the incoherent part the expression

$$\overline{\gamma}^{incoh}(\mathbf{p}|\mathbf{p}_0) = \frac{K_0^2 \cos^2 \theta}{A (2\pi)^2 \cos \theta_0} \left[ \langle \overline{\mathbf{R}}_s^{10}(\mathbf{p}|\mathbf{p}_0) \odot \overline{\mathbf{R}}_s^{10}(\mathbf{p}|\mathbf{p}_0) \rangle - \langle \overline{\mathbf{R}}_s^{10}(\mathbf{p}|\mathbf{p}_0) \rangle \odot \langle \overline{\mathbf{R}}_s^{10}(\mathbf{p}|\mathbf{p}_0) \rangle \right], \quad (66)$$

where

$$\begin{aligned} \langle \overline{\mathbf{R}}_s^{10}(\mathbf{p}|\mathbf{p}_0) \odot \overline{\mathbf{R}}_s^{10}(\mathbf{p}|\mathbf{p}_0) \rangle &= \frac{\alpha_0(\mathbf{p}_0)\alpha_0(\mathbf{p})}{-(\alpha_0(\mathbf{p}) + \alpha_0(\mathbf{p}_0))^2} \exp^{-(\alpha_0(\mathbf{p}) + \alpha_0(\mathbf{p}_0))^2 \sigma^2 / 2} \\ &\int d^2\mathbf{r} \int d^2\mathbf{r}' \exp^{(\alpha_0(\mathbf{p}) + \alpha_0(\mathbf{p}_0))^2 W(\mathbf{r}-\mathbf{r}')} \exp^{-i(\mathbf{p}-\mathbf{p}_0)\cdot(\mathbf{r}-\mathbf{r}')} \\ &\left\{ \left[ \overline{\mathbf{X}}_s^{(1)}(\mathbf{p}, \mathbf{p}_0) - \frac{i(\alpha_0(\mathbf{p}) + \alpha_0(\mathbf{p}_0))}{2} \int \frac{d^2\xi}{(2\pi)^2} W(\xi) (\exp^{i\xi\cdot(\mathbf{r}-\mathbf{r}')}-1) \overline{\Sigma}_s(\mathbf{p}|\mathbf{p}_0|\xi) \right] \odot \right. \\ &\left. \left[ \overline{\mathbf{X}}_s^{(1)}(\mathbf{p}, \mathbf{p}_0) - \frac{i(\alpha_0(\mathbf{p}) + \alpha_0(\mathbf{p}_0))}{2} \int \frac{d^2\xi}{(2\pi)^2} W(\xi) (\exp^{i\xi\cdot(\mathbf{r}-\mathbf{r}')}-1) \overline{\Sigma}_s(\mathbf{p}|\mathbf{p}_0|\xi) \right]^* \right. \\ &\left. + \frac{1}{4} \int \frac{d^2\xi}{(2\pi)^2} W(\xi) \overline{\Sigma}_s(\mathbf{p}|\mathbf{p}_0|\xi) \odot \overline{\Sigma}_s(\mathbf{p}|\mathbf{p}_0|\xi) \right\}. \quad (67) \end{aligned}$$

## 6. A ROUGH SURFACE BETWEEN TWO SEMI-INFINITE MEDIA

In this section we apply the above derivation to the simple case of a rough surface between two semi-infinite media. It will serve as test of the small-slope method described in our formalism by making a comparison with well-know examples. We take as first (incident) medium the vacuum followed by a dielectric medium ( $n_1 = 1.62 + i0.001$ ), the frontier being a rough surface with a rms height  $\sigma = 0.223 \mu m$  and a correlation length  $l = 1.42 \mu m$  (structure no 1). The incident wave length  $\lambda = 632.8 nm$ , the angle of incidence  $\theta_i = 20^\circ$ , and the azimuthal plane  $\phi_i = 0^\circ$ .

The incoherent components  $\gamma^{incoh}(\theta_d)$  are shown in Figs. (3-4) as a function of the scattering angle  $\theta_d$  in the order 2 approximation<sup>4</sup>. The scattering intensity for the coherent part with 4 polarization components is presented in Fig. 5. The results agree well with those obtained in Ref [28], [29]. As a second example (structure no 2), we consider a rough surface made of aluminium with relative permittivity  $\epsilon_1 = -40 - i1.1$ . The rough surface is supposed to be homogeneous and isotrope with rms height ( $\sigma = 0.3/K_0$ ) of Gaussian nature, and with a correlation length ( $l = 3/K_0$ ). The incident wave length  $\lambda = 632.8 nm$ . The angle of incidence  $\theta_i = 20^\circ$ , and the azimuthal plane of incidence  $\phi_i = 0$ . The incoherent components  $\gamma^{incoh}(\theta_d)$  are drawn in Figs. (6-7) as a function of the scattering angle  $\theta_d$ , calculated to the second order approximation. The scattered intensity for the coherent part including 4 polarization components is shown in Fig. 8.

Starting from the previous structure (no 2) we modify the statistical parameters in such a way that neither the Kirchoff method nor the small-perturbation method are valid, taking for instance  $\sigma = 1/K_0$ , et  $l = 1/K_0$  (structure no 3). In this case we obtain the results shown in Figs. (9-11), and we observe a very different behavior for the incoherent components, there exists for  $VV$  and  $VH$  two maxima around  $\theta_d = \pm 70^\circ$ , while for  $HV$  a maximum occurs for  $\theta_d = 0^\circ$  and the order of magnitude of the cross-section is reduced by a factor 2.

4. All the calculations are performed with MATLAB, The MathWorks, Inc.

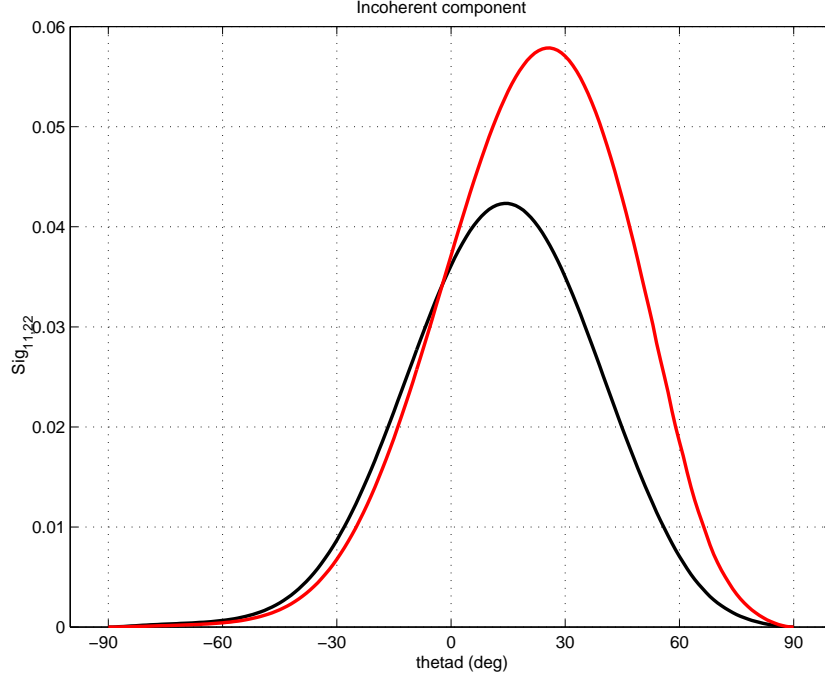


FIG. 3. Incoherent components  $\gamma^{incoh}(\theta_d)$  to the second order approximation as a function of the scattering angle  $\theta_d$  VV (black curve), HH (red curve). Medium characteristics: height  $\sigma = 0.223 \mu\text{m}$ , correlation length  $l = 1.42 \mu\text{m}$ , index  $n_0 = 1$ ,  $n_1 = 1.62 + i0.001$ . Incident angles:  $\theta_i = 20^\circ$ ,  $\phi_i = 0^\circ$ , wavelength  $\lambda = 632.8 \text{ nm}$ .

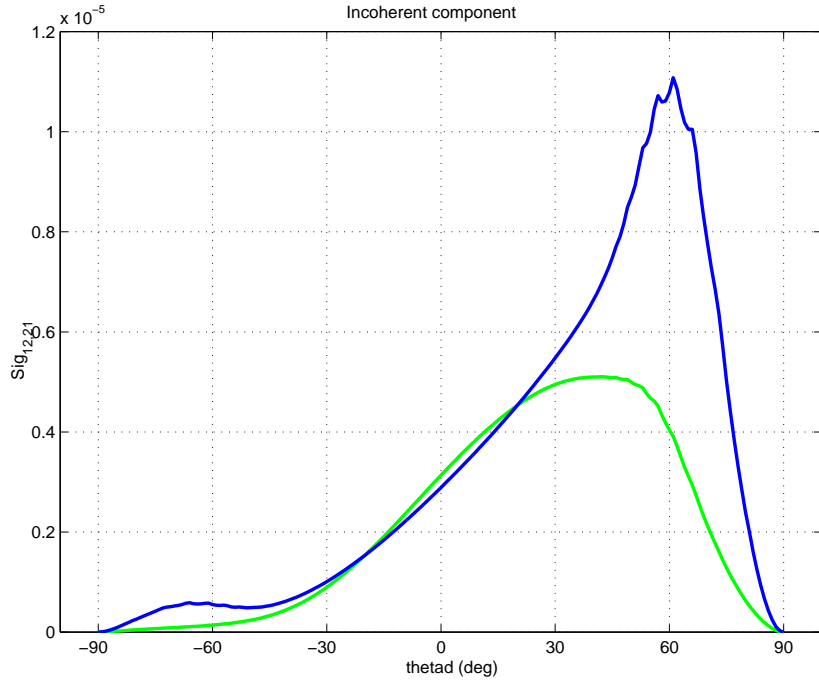


FIG. 4. Same characteristics as the previous figure, components VH (green curve), HV (blue curve).

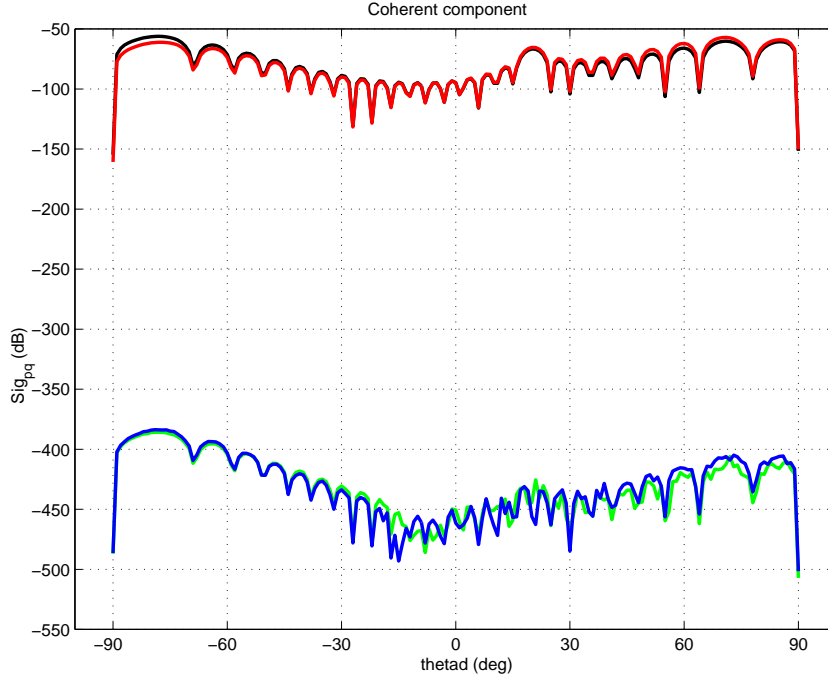


FIG. 5. Same medium characteristics as in Fig. 3. Coherent components  $\gamma^{coh}(\theta_d)$  as a function of the scattering angle  $\theta_d$ , VV (black curve), HH (red), VH (green) and HV (blue).

In a last example (structure no 4) we take the case of a calculation made with small-perturbation method we have published in Ref [24], see Fig. 8. For this structure,  $K_0\sigma = 0.068$  and  $1/K_0l = 0.73$ . The results with the SSA method are shown in Figs. (12-14). For the four polarization components we agree with the order of magnitude and the shape of the intensity, however, small oscillations are present, their origin is certainly due to the FFT integration method we have used.

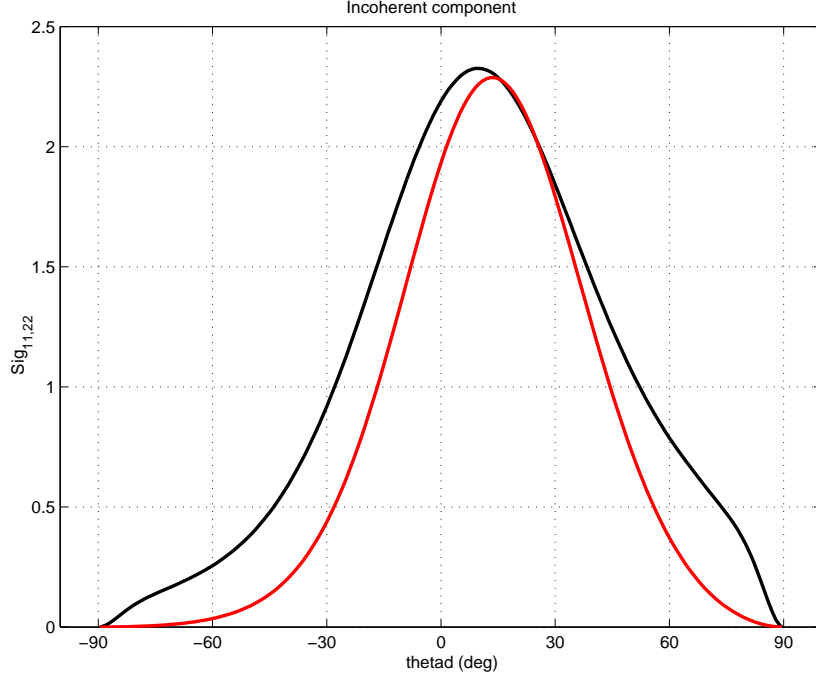


FIG. 6. Incoherent components  $\gamma^{incoh}(\theta_d)$  in the order 2 approximation as a function of the scattering angle  $\theta_d$ . VV (black curve), HH (red curve). Incident wavelength  $\lambda = 632.8 \text{ nm}$ , height  $\sigma = 0.3/K_0$ , correlation length  $l = 3/K_0$ . Angles:  $\theta_i = 20^\circ$ ,  $\phi_i = 0^\circ$ , permittivity:  $\epsilon_0 = 1$ ,  $\epsilon_1 = -40 - i1.1$

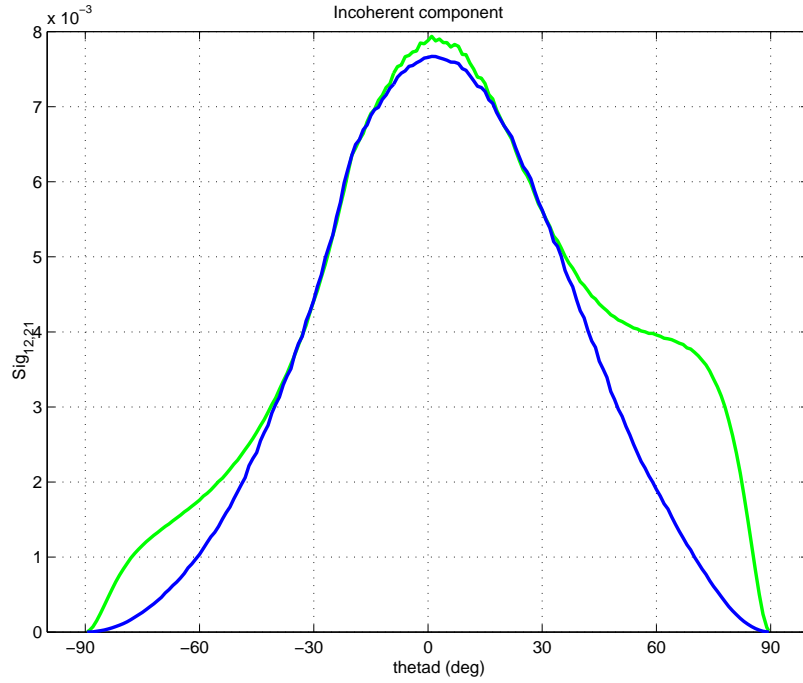


FIG. 7. Same characteristics as the previous figure, components VH (green curve), HV (blue curve).



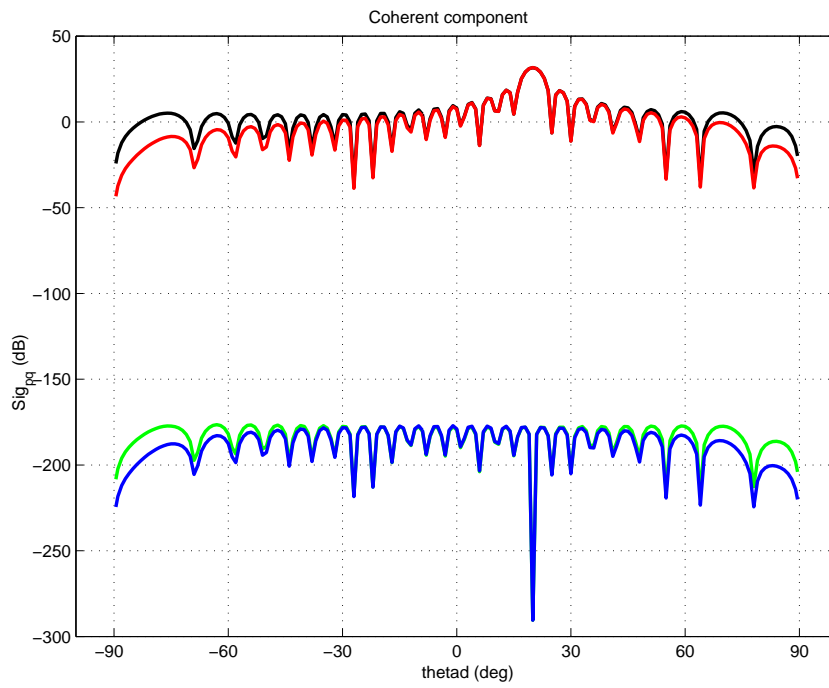


FIG. 8. Medium characteristics of Fig. 6. Coherent components  $\gamma^{coh}(\theta_d)$  as a function of the scattering angle  $\theta_d$ , VV (black curve), HH (red curve), VH (green curve) and HV (blue curve).

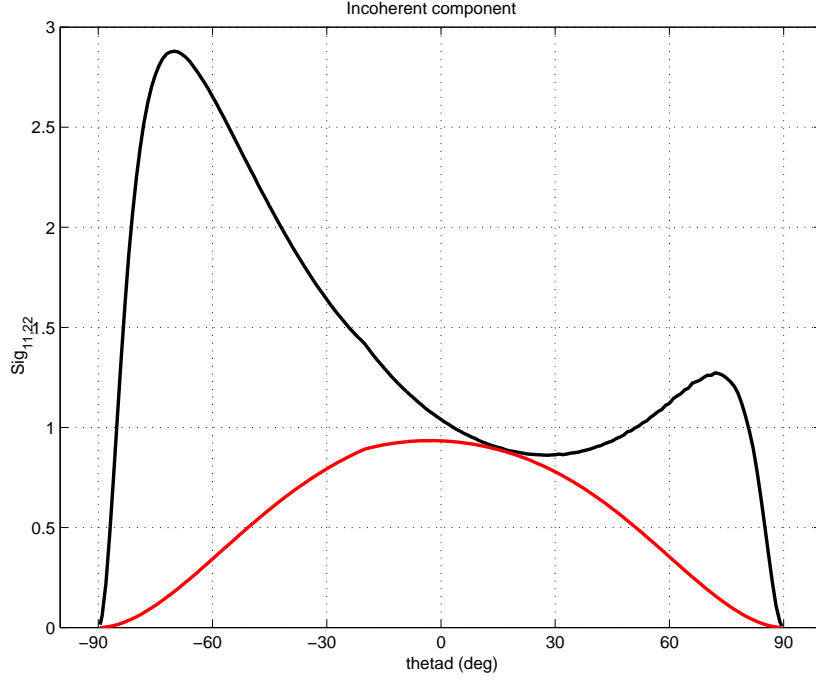


FIG. 9. Incoherent components  $\gamma^{incoh}(\theta_d)$  in the order 2 approximation as a function of the scattering angle  $\theta_d$ . VV (black curve), HH (red curve), Incident wavelength  $\lambda = 632.8 \text{ nm}$ , surface height  $\sigma = 1/K_0$ , correlation length:  $l = 1/K_0$ . Angles:  $\theta_i = 20^\circ$ ,  $\phi_i = \phi = 0^\circ$ . Permittivity:  $\epsilon_0 = 1$ ,  $\epsilon_1 = -40 - i1.1$

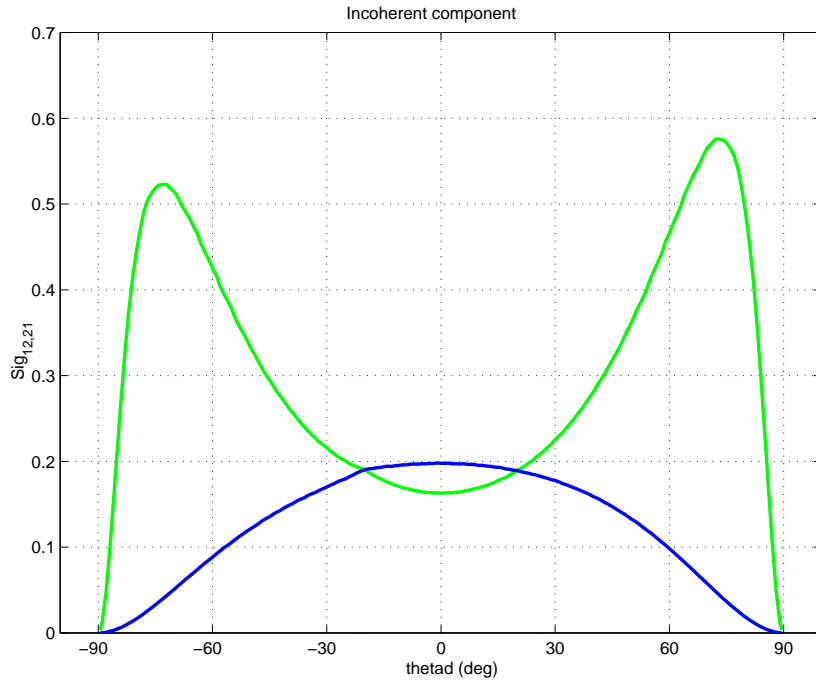


FIG. 10. Medium characteristics identical to the previous figure. Incoherent components VH (green curve), HV (blue curve).

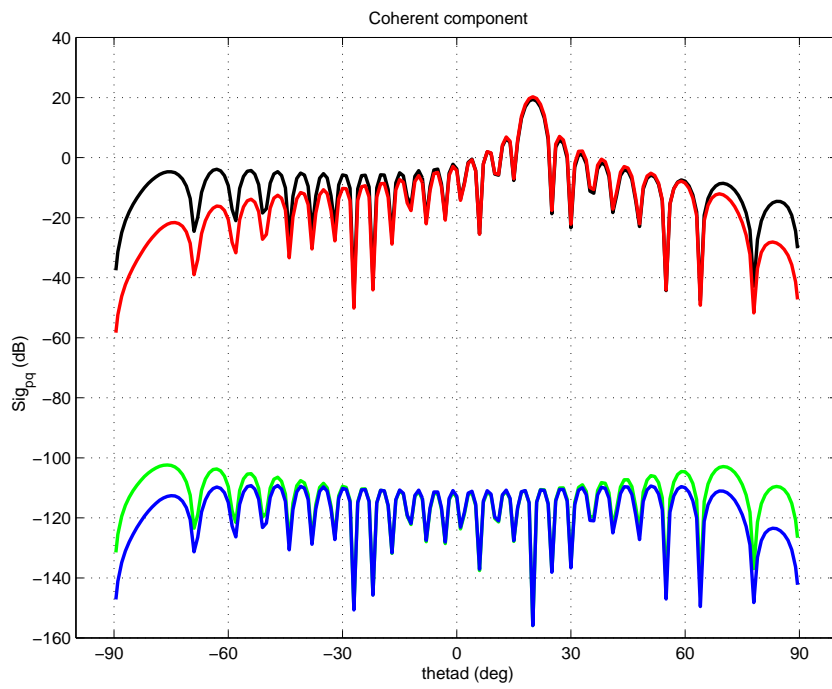


FIG. 11. Medium characteristics identical to Fig. 9. Coherent components  $\gamma^{coh}(\theta_d)$ , VV (black curve), HH (red), VH (green) and HV (blue).

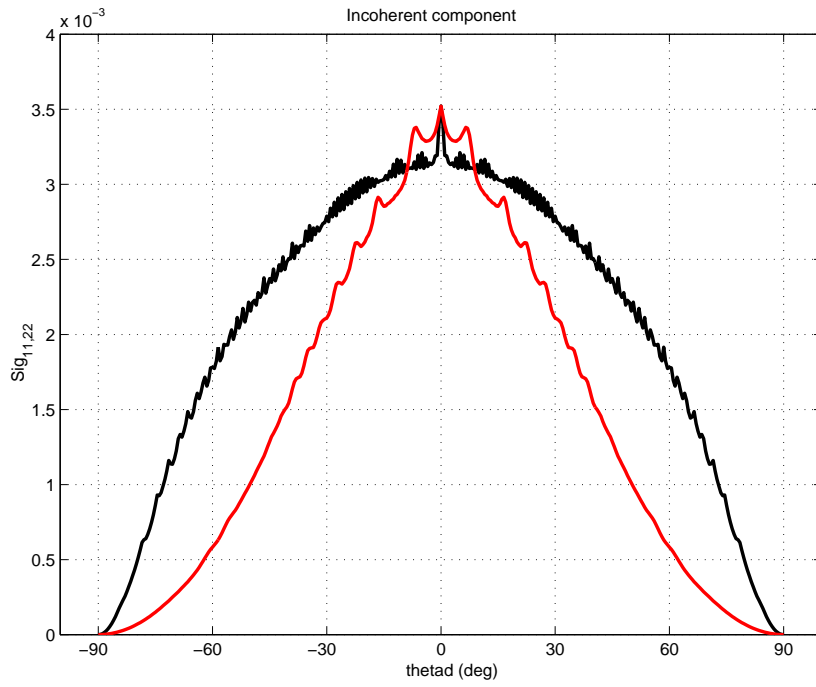


FIG. 12. Incoherent components  $\gamma^{incoh}(\theta_d)$  with SSA to the order 2. VV (black curve), HH (red curve). Incident wavelength  $\lambda = 457.9 \text{ nm}$ , surface height  $\sigma = 5 \text{ nm}$ , correlation length:  $l = 100 \text{ nm}$ . Angles:  $\theta_i = 0^\circ$ ,  $\phi_i = 0^\circ$ , permittivity:  $\epsilon_0 = 1$ ,  $\epsilon_1 = -7.5 - i0.24$

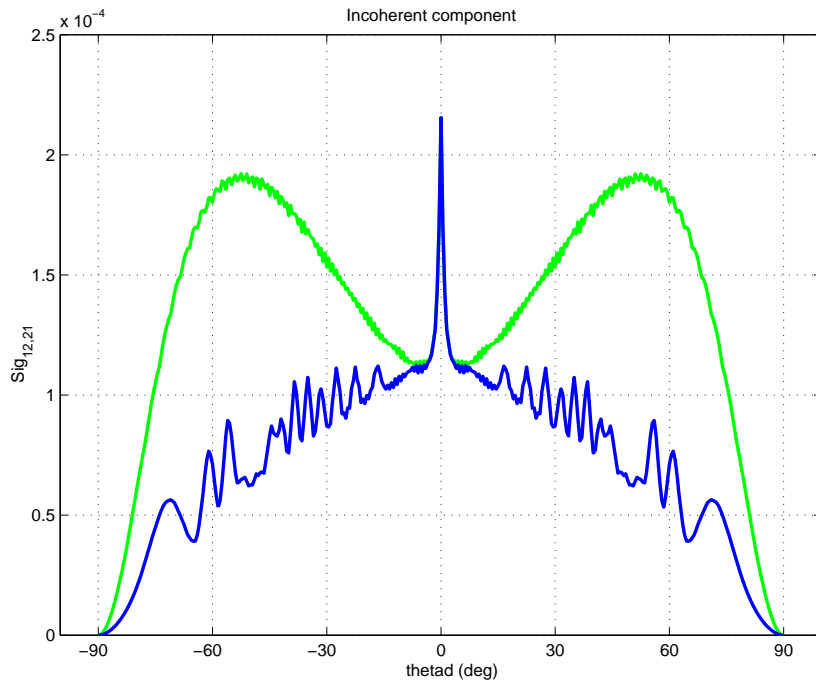


FIG. 13. Same characteristics as the previous figure. Components VH (green curve), HV (blue curve).

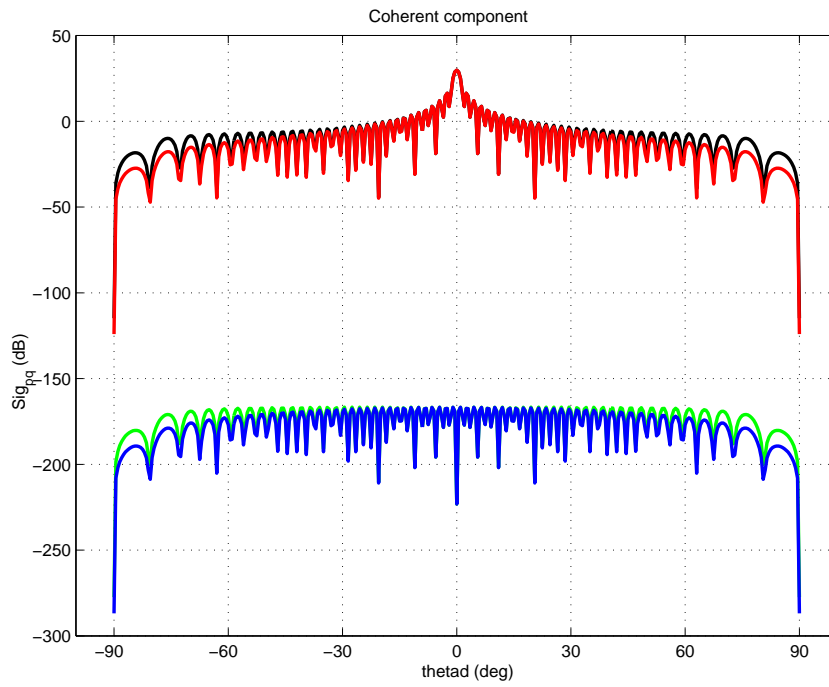


FIG. 14. Same characteristics as Fig. 12. Coherent components  $\gamma^{coh}(\theta_d)$ ,  $VV$  (black curve),  $HH$  (red curve),  $VH$  (green curve) and  $HV$  (blue curve).

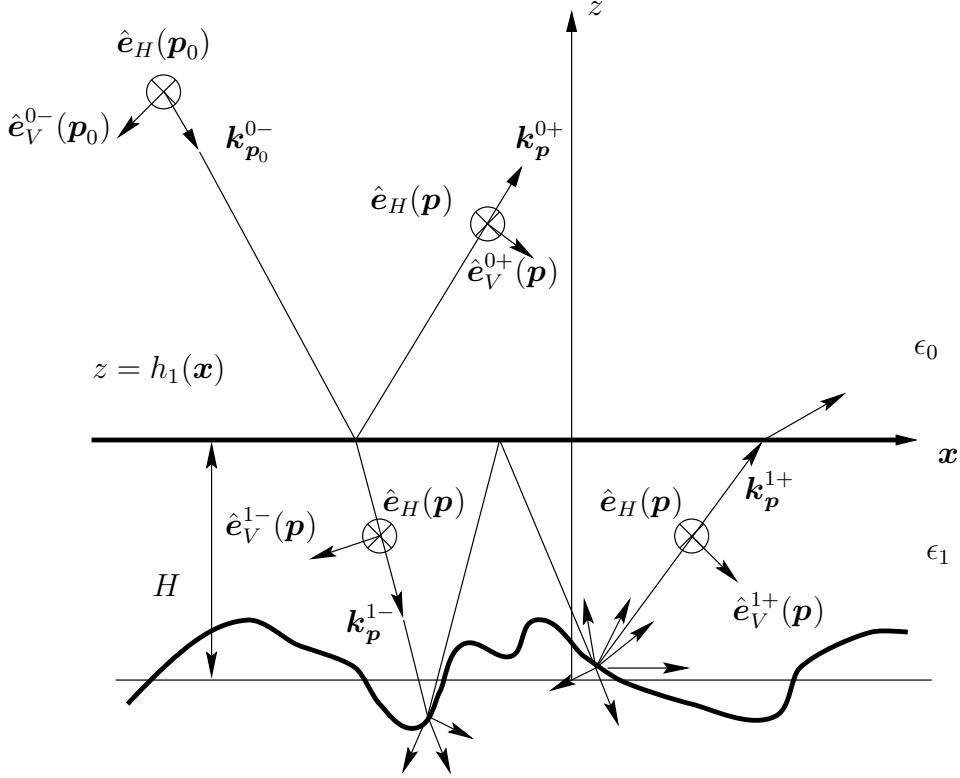


FIG. 15. A slab with a rough surface at the lower boundary and planar surface on the upper side.

## 7. A SLAB WITH A ROUGH SURFACE ON THE BOTTOM SIDE

In this section we start with main object of the paper namely to compute a scattering process generated by a slab. Here, we consider a slab whose lower boundary is a two dimensional rough surface and the upper boundary is a planar surface. A schematic view of the geometry and the different waves propagating in the structure is given in Fig. 15. Making the observation that in medium 2 no wave is coming in the upward direction, the scattering matrices obtained in the previous section are still valid.

In Ref [24] section B. we have shown in the case of the small-perturbation method that the scattering matrix is given up to the order 2 in  $h$  by the expression

$$\begin{aligned} \overline{\mathbf{R}}(\mathbf{p}|\mathbf{p}_0) &= (2\pi)^2 \delta(\mathbf{p} - \mathbf{p}_0) \overline{\mathbf{X}}_d^{(0)}(\mathbf{p}_0) + \alpha_0(\mathbf{p}_0) \overline{\mathbf{X}}_d^{(1)}(\mathbf{p}|\mathbf{p}_0) h(\mathbf{p} - \mathbf{p}_0) \\ &+ \alpha_0(\mathbf{p}_0) \int \frac{d^2 \mathbf{p}_1}{(2\pi)^2} \overline{\mathbf{X}}_d^{(2)}(\mathbf{p}|\mathbf{p}_1|\mathbf{p}_0) h(\mathbf{p} - \mathbf{p}_1) h(\mathbf{p}_1 - \mathbf{p}_0), \end{aligned} \quad (68)$$

where the matrices  $\overline{\mathbf{X}}_d^{(i)}$  are given in the appendix B. Following the method proposed by Voronovich and applied in the previous section, we identify the terms obtained by the small-perturbation method with those of the SSA method, this procedure leads to the expression

of the scattering matrix

$$\begin{aligned} \overline{\mathbf{R}}_d^{10}(\mathbf{p}|\mathbf{p}_0) &= \frac{i\alpha_0(\mathbf{p}_0)}{(\alpha_0(\mathbf{p}) + \alpha_0(\mathbf{p}_0))} \cdot \int \frac{d^2\xi}{(2\pi)^2} d^2\mathbf{r} \exp^{-i(\mathbf{p}-\mathbf{p}_0-\xi)\cdot\mathbf{r}-i(\alpha_0(\mathbf{p})+\alpha_0(\mathbf{p}_0))h(\mathbf{r})} \\ &\quad \times \left\{ (2\pi)^2 \delta(\xi) \overline{\mathbf{X}}_d^{(1)}(\mathbf{p}|\mathbf{p}_0) \right. \\ &\quad \left. + \frac{i}{2} \left[ \overline{\mathbf{X}}_d^{(2)}(\mathbf{p}|\mathbf{p}-\xi|\mathbf{p}_0) + \overline{\mathbf{X}}_d^{(2)}(\mathbf{p}|\mathbf{p}_0+\xi|\mathbf{p}_0) + i(\alpha_0(\mathbf{p}) + \alpha_0(\mathbf{p}_0))\overline{\mathbf{X}}_d^{(1)}(\mathbf{p}|\mathbf{p}_0) \right] h(\xi) \right\}. \quad (69) \end{aligned}$$

### 7.1. Applications

We begin with the structure (structure no 5) taken from Ref [24] see Fig. 14. The slab is characterized by the parameters: rms height  $\sigma = 5\text{ nm}$ , correlation length  $l = 500\text{ nm}$ , and a slab thickness  $H = 500\text{ nm}$ . The permittivities of the successive media are:  $\epsilon_0 = 1$ ,  $\epsilon_1 = 2.6896 + i0.0075$ ,  $\epsilon_2 = -18.3 + i0.55$ . The incident wavelength  $\lambda = 632.8\text{ nm}$ , and the angle of incidence  $\theta_i = 0^\circ$ . The intensity curves are shown in Figs. (16-18). We observe for the incoherent components that the magnitude is the same as in the small-perturbation method (SPM), with a maximum of intensity for  $\theta_d = 0$ . We notice the presence of small oscillations for the polarization  $VV$ , and for the polarization  $HV$  the appearance of a structure around  $\theta_d = \pm 50^\circ$  which does not show up in the former method, and the absence of satellite peaks for the  $VV$  component.

At this point we can make two remarks: the order 2 approximation of the SSA method is a linear combination of the order 1 and 2 of the SPM, see Eqs. (62-63), it implies that the fine structure observed for the order 2 in SPM is probably masked by the global effect due to the SSA order 2. Moreover, our numerical experience in the SPM case, shows that the functions to be integrated contain very narrow peaks needing a special treatment (see Ref [26] for a discussion), in the case of the SSA method where we integrate by a FFT, even an increase of the number of points is not sufficient to recover the peaks. In the next example, we take the parameters of structure no 1, where we introduce above the rough surface a slab of thickness  $H = 500\text{ nm}$  and permittivity  $\epsilon_1 = 2.6896 + i0.0075$  (structure no 6). The effect of the absorbing dielectric slab shows (as expected) a decrease of the reflected intensities for all the polarization states, however, the shape of the curves remains the same for the polarizations  $VV$  and  $HH$ , the results are shown in Figs. (19-21). In a last example, we take a rough surface made of aluminium, the parameters are the same as in structure no 2, and we add above the surface an absorbing dielectric slab of permittivity  $\epsilon_2 = 2.6896 - i0.0075$  (structure no 7). The results are presented in Figs. (22-24). The addition of an absorbing slab decreases the intensity for the polarizations  $VV$  and  $HH$  while the shape remains the same, but for the polarisation  $VH$  we observe two maxima instead of one in structure no 1.

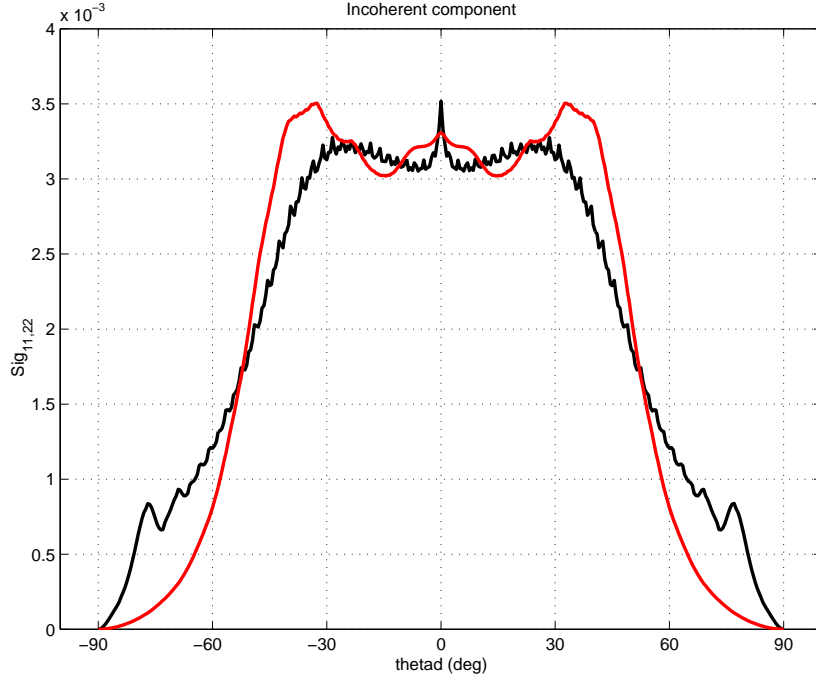


FIG. 16. Incoherent components  $\gamma^{incoh}(\theta_d)$  to the order 2, VV (black curve), HH (red curve), Surface height  $\sigma = 5$  nm, correlation length  $l = 500$  nm, slab thickness 500 nm. Permittivities  $\epsilon_0 = 1$ ,  $\epsilon_1 = 2.6896 + i0.0075$ ,  $\epsilon_2 = -18.3 + i0.55$ . Incident angles:  $\theta_i = 0^\circ$ ,  $\phi_i = 0^\circ$ , wavelength  $\lambda = 632.8$  nm.

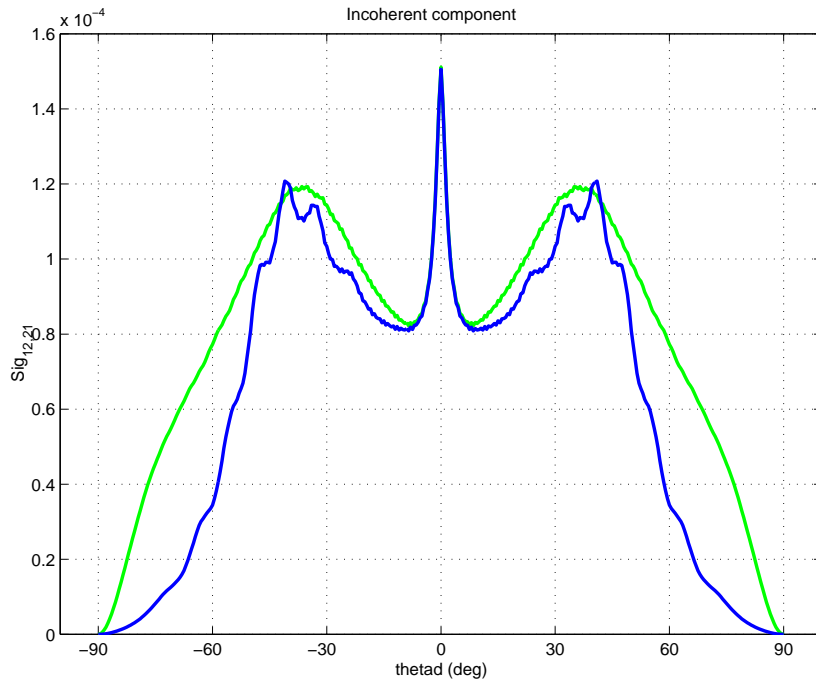


FIG. 17. Same characteristics as the previous figure. Incoherent component VH (green curve), HV (blue curve).



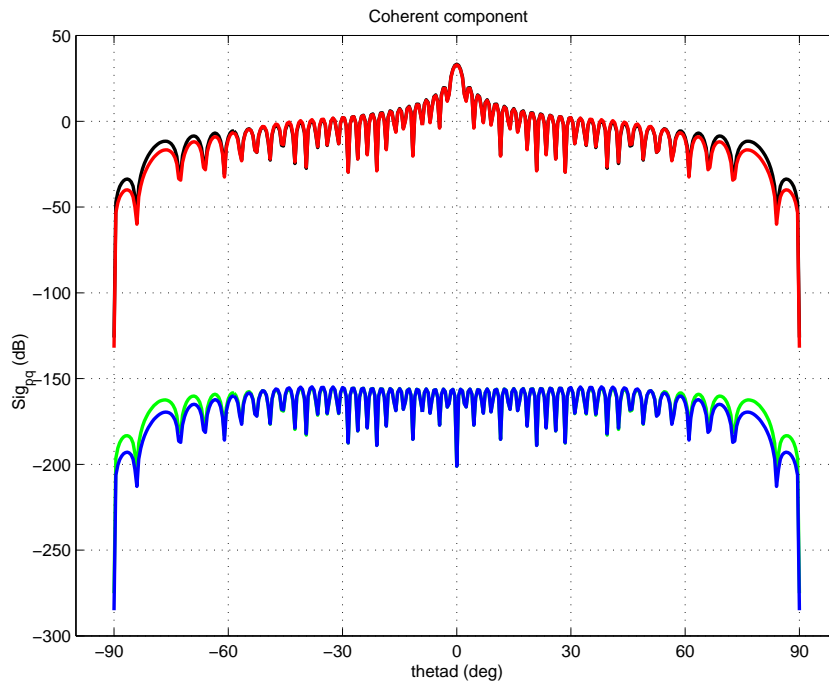


FIG. 18. Characteristics of Fig. 16. Coherent components  $\gamma^{coh}(\theta_d)$ , VV (black curve), HH (red curve), VH (green curve) and HV (blue curve).

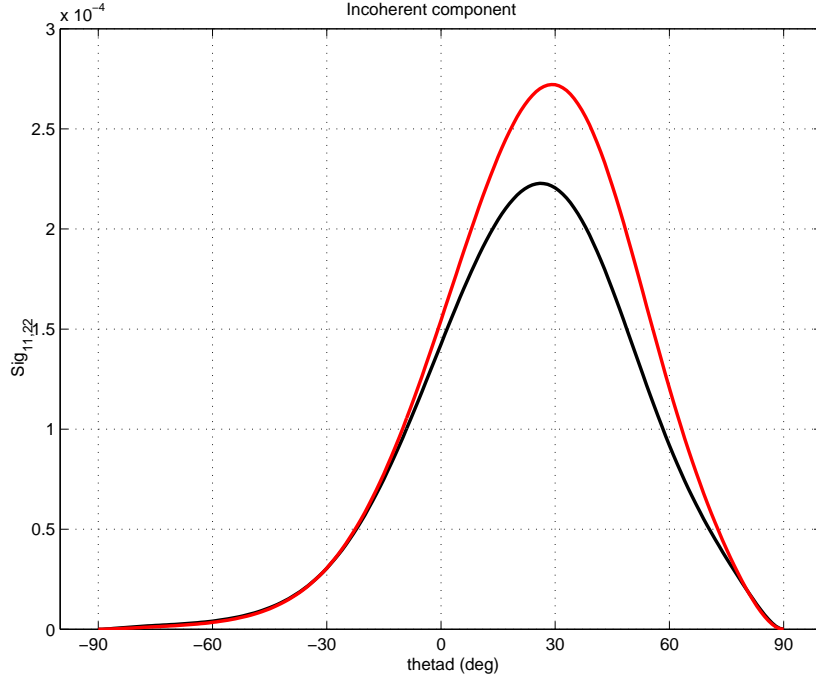


FIG. 19. Incoherent components  $\gamma^{incoh}(\theta_d)$  to the order 2. VV (black curve), HH (red curve), Surface height  $\sigma = 0.223 \mu\text{m}$ , correlation length  $l = 1.42 \mu\text{m}$ , slab thickness  $500 \text{ nm}$ . Permittivities  $\epsilon_0 = 1$ ,  $\epsilon_1 = 2.6896 + i0.0075$ ,  $\epsilon_2 = 1.62 + i0.001$ . Incident angles:  $\theta_i = 0^\circ$ ,  $\phi_i = 0^\circ$ , wavelength  $\lambda = 632.8 \text{ nm}$ .

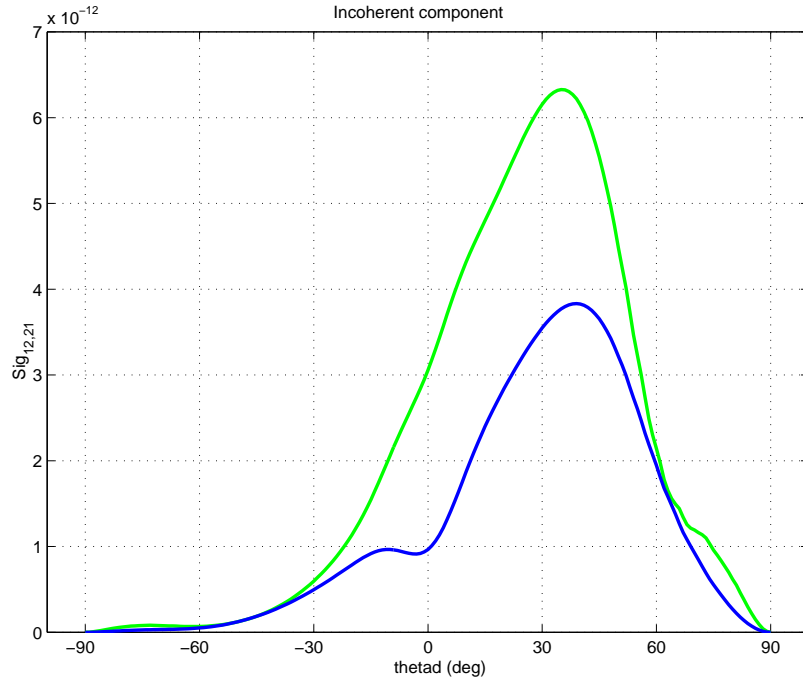


FIG. 20. Same characteristics as the previous figure. Incoherent component VH (green curve), HV (blue curve).

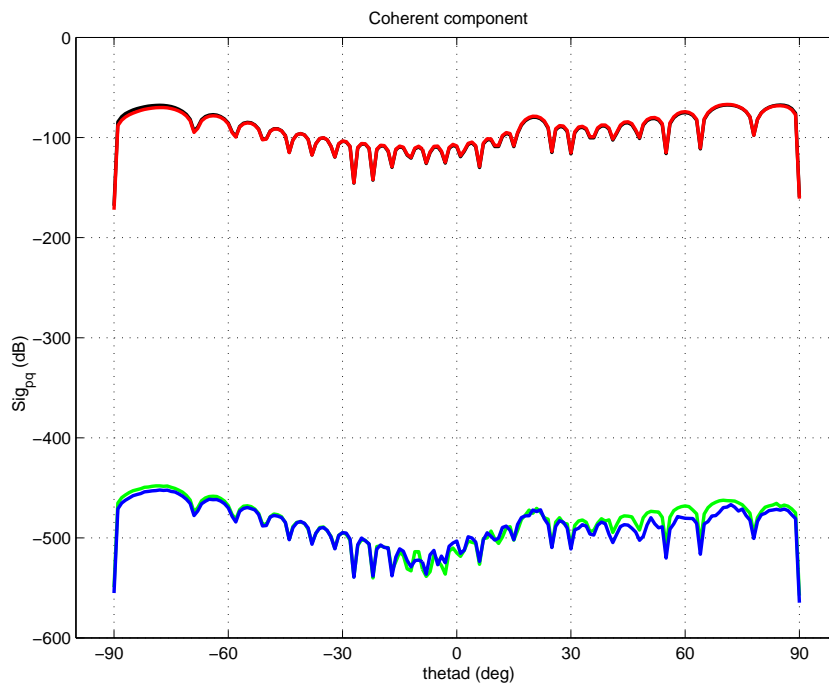


FIG. 21. Characteristics of Fig. 19. Coherent components  $\gamma^{coh}(\theta_d)$ , VV (black curve), HH (red curve), VH (green curve) and HV (blue curve).

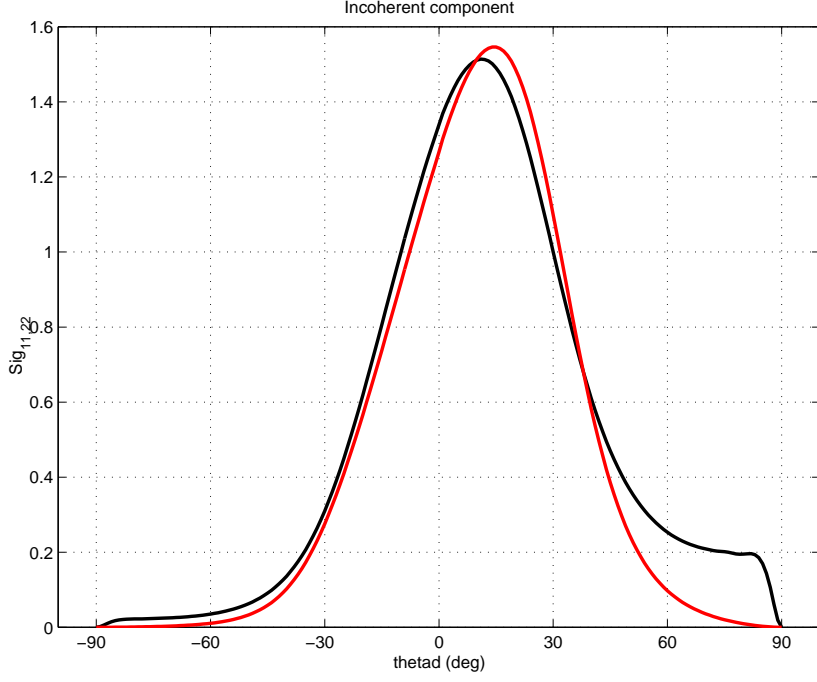


FIG. 22. Incoherent components  $\gamma^{incoh}(\theta_d)$  to the order 2. VV (black curve), HH (red curve), Surface height  $\sigma = 0.3/K_0$ , correlation length  $l = 3/K_0$ , slab thickness 500 nm. Permittivities  $\epsilon_0 = 1$ ,  $\epsilon_1 = 2.6896 + i0.0075$ ,  $\epsilon_2 = -40 - i1.1$ . Incident angles:  $\theta_i = 20^\circ$ ,  $\phi_i = 0^\circ$ , wavelength  $\lambda = 632.8$  nm.

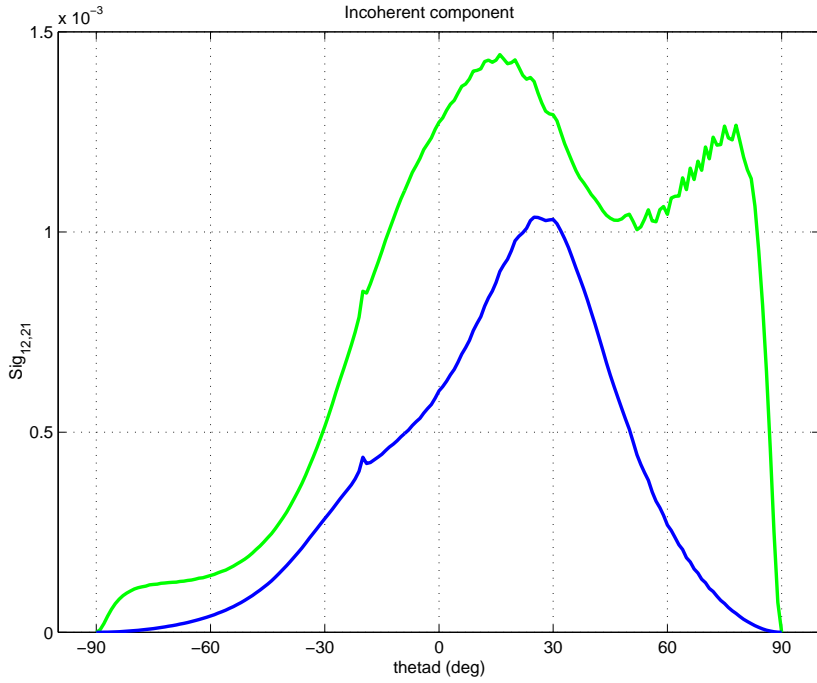


FIG. 23. Same characteristics as the previous figure. Incoherent component VH (green curve), HV (blue curve).

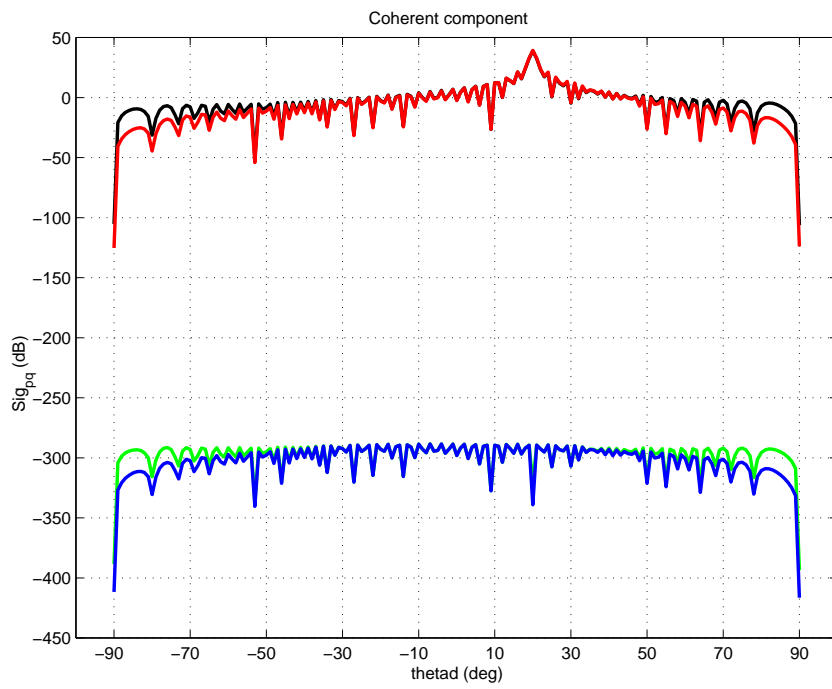


FIG. 24. Characteristics of Fig. 22. Coherent components  $\gamma^{coh}(\theta_d)$ , VV (black curve), HH (red curve), VH (green curve) and HV (blue curve).

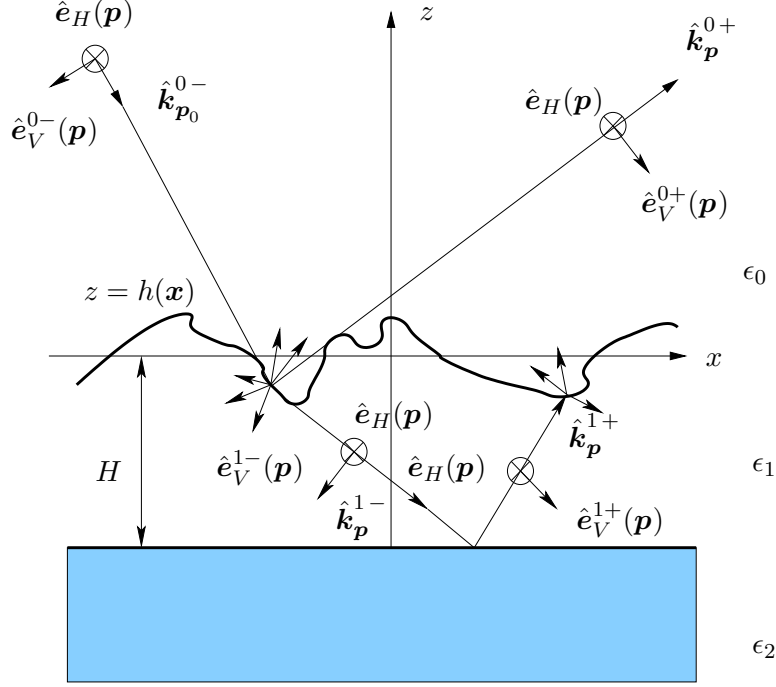


FIG. 25. A slab of permittivity  $\epsilon_1$  and thickness  $H$  between two semi-infinite media of permittivity  $\epsilon_0$  and  $\epsilon_2$ .

## 8. A SLAB WITH A ROUGH SURFACE ON THE UPPER SIDE

We consider a dielectric slab of permittivity  $\epsilon_1$  inserted between two semi-infinite media of permittivity  $\epsilon_0$  and  $\epsilon_2$ . The upper part of slab is a rough surface, the lower part is a planar one, see Fig. 25. In order to compute the scattering matrix  $\overline{\mathbf{R}}_u(\mathbf{p}|\mathbf{p}_0)$ , we need first to determine the scattering matrix in the small-perturbation method that we summarized. We will start from the two reduced Rayleigh equations obtained in Ref [24] Eqs. (100-101), namely :

$$\int \frac{d^2\mathbf{u}}{(2\pi)^2} \overline{\mathbf{M}}_h^{1+,0+}(\mathbf{p}|\mathbf{u}) \cdot \overline{\mathbf{R}}_u(\mathbf{u}|\mathbf{p}_0) \cdot \mathbf{E}^i(\mathbf{p}_0) + \overline{\mathbf{M}}_h^{1+,0-}(\mathbf{p}|\mathbf{p}_0) \cdot \mathbf{E}^i(\mathbf{p}_0) = \frac{2(\epsilon_0 \epsilon_1)^{\frac{1}{2}} \alpha_1(\mathbf{p})}{(\epsilon_1 - \epsilon_0)} \mathbf{E}^{1+}(\mathbf{p}), \quad (70)$$

$$\int \frac{d^2\mathbf{u}}{(2\pi)^2} \overline{\mathbf{M}}_h^{1-,0+}(\mathbf{p}|\mathbf{u}) \cdot \overline{\mathbf{R}}_u(\mathbf{u}|\mathbf{p}_0) \cdot \mathbf{E}^i(\mathbf{p}_0) + \overline{\mathbf{M}}_h^{1-,0-}(\mathbf{p}|\mathbf{p}_0) \cdot \mathbf{E}^i(\mathbf{p}_0) = -\frac{2(\epsilon_0 \epsilon_1)^{\frac{1}{2}} \alpha_1(\mathbf{p})}{(\epsilon_1 - \epsilon_0)} \mathbf{E}^{1-}(\mathbf{p}), \quad (71)$$

where the matrices  $\overline{\mathbf{M}}_h$  are given by :

$$\overline{\mathbf{M}}_h^{1b,0a}(\mathbf{u}|\mathbf{p}) \equiv \frac{I(b\alpha_1(\mathbf{u}) - a\alpha_0(\mathbf{p})|\mathbf{u} - \mathbf{p})}{b\alpha_1(\mathbf{u}) - a\alpha_0(\mathbf{p})} \overline{\mathbf{M}}^{1b,0a}(\mathbf{u}|\mathbf{p}), \quad (72)$$

$$\overline{\mathbf{M}}_h^{0b,1a}(\mathbf{u}|\mathbf{p}) \equiv \frac{I(b\alpha_0(\mathbf{u}) - a\alpha_1(\mathbf{p})|\mathbf{u} - \mathbf{p})}{b\alpha_0(\mathbf{u}) - a\alpha_1(\mathbf{p})} \overline{\mathbf{M}}^{0b,1a}(\mathbf{u}|\mathbf{p}), \quad (73)$$

with

$$\overline{\mathbf{M}}^{1b,0a}(\mathbf{u}|\mathbf{p}) = \begin{pmatrix} \|\mathbf{u}\| \|\mathbf{p}\| + ab\alpha_1(\mathbf{u})\alpha_0(\mathbf{p})\hat{\mathbf{u}}\cdot\hat{\mathbf{p}} & -b\epsilon_0^{\frac{1}{2}}K_0\alpha_1(\mathbf{u})(\hat{\mathbf{u}}\times\hat{\mathbf{p}})_z \\ a\epsilon_1^{\frac{1}{2}}K_0\alpha_0(\mathbf{p})(\hat{\mathbf{u}}\times\hat{\mathbf{p}})_z & (\epsilon_0\epsilon_1)^{\frac{1}{2}}K_0^2\hat{\mathbf{u}}\cdot\hat{\mathbf{p}} \end{pmatrix}, \quad (74)$$

$$\overline{\mathbf{M}}^{0b,1a}(\mathbf{u}|\mathbf{p}) = \begin{pmatrix} \|\mathbf{u}\| \|\mathbf{p}\| + ab\alpha_0(\mathbf{u})\alpha_1(\mathbf{p})\hat{\mathbf{u}}\cdot\hat{\mathbf{p}} & -b\epsilon_1^{\frac{1}{2}}K_0\alpha_0(\mathbf{u})(\hat{\mathbf{u}}\times\hat{\mathbf{p}})_z \\ a\epsilon_0^{\frac{1}{2}}K_0\alpha_1(\mathbf{p})(\hat{\mathbf{u}}\times\hat{\mathbf{p}})_z & (\epsilon_0\epsilon_1)^{\frac{1}{2}}K_0^2\hat{\mathbf{u}}\cdot\hat{\mathbf{p}} \end{pmatrix}, \quad (75)$$

and

$$I(\alpha|\mathbf{p}) \equiv \int d^2\mathbf{x} \exp(-i\mathbf{p}\cdot\mathbf{x} - i\alpha h(\mathbf{x})). \quad (76)$$

Inside the slab the scattered field by the planar surface is related to the incident field by the relation

$$\mathbf{E}^{1+}(\mathbf{u}) = \overline{\mathbf{r}}^{H21}(\mathbf{u}) \cdot \mathbf{E}^{1-}(\mathbf{u}), \quad (77)$$

where  $\overline{\mathbf{r}}^{H21}$  is a diagonal matrix

$$\overline{\mathbf{r}}^{H21}(\mathbf{p}) = \exp^{2i\alpha_1(\mathbf{p})H} \overline{\mathbf{r}}^{21}(\mathbf{p}), \quad (78)$$

$$\overline{\mathbf{r}}^{21}(\mathbf{p}) \equiv \begin{pmatrix} \frac{\epsilon_2\alpha_1(\mathbf{p}) - \epsilon_1\alpha_2(\mathbf{p})}{\epsilon_2\alpha_1(\mathbf{p}) + \epsilon_1\alpha_2(\mathbf{p})} & 0 \\ 0 & \frac{\alpha_1(\mathbf{p}) - \alpha_2(\mathbf{p})}{\alpha_1(\mathbf{p}) + \alpha_2(\mathbf{p})} \end{pmatrix}, \quad (79)$$

this matrix contains the reflection coefficients for a planar surface located at  $z = -H$  which separates two media of permittivity  $\epsilon_1$  and  $\epsilon_2$ . The phase factor  $\exp(2i\alpha_1(\mathbf{p})H)$  describes the extra path of the scattered wave due to the planar surface. Collecting the integral equations (70) and (71), the matrix  $\overline{\mathbf{R}}_u$  is a solution of the equation

$$\int \frac{d^2\mathbf{u}}{(2\pi)^2} \left[ \overline{\mathbf{M}}_h^{1+,0+}(\mathbf{p}|\mathbf{u}) + \overline{\mathbf{r}}^{H21}(\mathbf{p}) \cdot \overline{\mathbf{M}}_h^{1-,0+}(\mathbf{p}|\mathbf{u}) \right] \cdot \overline{\mathbf{R}}_u(\mathbf{u}|\mathbf{p}_0) = - \left[ \overline{\mathbf{M}}_h^{1+,0-}(\mathbf{p}|\mathbf{p}_0) + \overline{\mathbf{r}}^{H21}(\mathbf{p}) \cdot \overline{\mathbf{M}}_h^{1-,0-}(\mathbf{p}|\mathbf{p}_0) \right]. \quad (80)$$

In order to construct a perturbative development, the method consists to expand in Taylor series  $I(\alpha|\mathbf{p})$  with respect to  $h$ . We obtain for the matrix  $\overline{\mathbf{R}}_u$  an expansion analogous to Eq. (24)

$$\begin{aligned} \overline{\mathbf{R}}_u(\mathbf{p}|\mathbf{p}_0) &= (2\pi)^2 \delta(\mathbf{p} - \mathbf{p}_0) \overline{\mathbf{X}}_u^{(0)}(\mathbf{p}_0) + \alpha_0(\mathbf{p}_0) \overline{\mathbf{X}}_u^{(1)}(\mathbf{p}|\mathbf{p}_0) h(\mathbf{p} - \mathbf{p}_0) \\ &+ \alpha_0(\mathbf{p}_0) \int \frac{d^2\mathbf{p}_1}{(2\pi)^2} \overline{\mathbf{X}}_u^{(2)}(\mathbf{p}|\mathbf{p}_1|\mathbf{p}_0) h(\mathbf{p} - \mathbf{p}_1) h(\mathbf{p}_1 - \mathbf{p}_0), \end{aligned} \quad (81)$$

with the following expressions for the matrices  $\overline{\mathbf{X}}_u$

$$\begin{aligned} \overline{\mathbf{X}}_u^{(0)}(\mathbf{p}_0) &= - \left[ \frac{\overline{\mathbf{M}}^{1+,0+}(\mathbf{p}_0|\mathbf{p}_0)}{\alpha_1(\mathbf{p}_0) - \alpha_0(\mathbf{p}_0)} - \overline{\mathbf{r}}^{H21}(\mathbf{p}_0) \cdot \frac{\overline{\mathbf{M}}^{1-,0+}(\mathbf{p}_0|\mathbf{p}_0)}{\alpha_1(\mathbf{p}_0) + \alpha_0(\mathbf{p}_0)} \right]^{-1} \\ &\cdot \left[ \frac{\overline{\mathbf{M}}^{1+,0-}(\mathbf{p}_0|\mathbf{p}_0)}{\alpha_1(\mathbf{p}_0) + \alpha_0(\mathbf{p}_0)} + \overline{\mathbf{r}}^{H21}(\mathbf{p}_0) \cdot \frac{\overline{\mathbf{M}}^{1-,0-}(\mathbf{p}_0|\mathbf{p}_0)}{-\alpha_1(\mathbf{p}_0) + \alpha_0(\mathbf{p}_0)} \right], \\ &= (\overline{\mathbf{r}}^{10}(\mathbf{p}_0) + \overline{\mathbf{r}}^{H21}(\mathbf{p}_0)) \cdot [\overline{\mathbf{1}} + \overline{\mathbf{r}}^{10}(\mathbf{p}_0) \cdot \overline{\mathbf{r}}^{H21}(\mathbf{p}_0)]^{-1}, \end{aligned} \quad (82)$$

$\bar{\mathbf{r}}^{10}(\mathbf{p}_0)$  is given by (C.13).

$$\bar{\mathbf{X}}_u^{(1)}(\mathbf{u}|\mathbf{p}_0) \equiv 2i\bar{\mathbf{Q}}^{++}(\mathbf{u}|\mathbf{p}_0), \quad (83)$$

$$\bar{\mathbf{X}}_u^{(2)}(\mathbf{u}|\mathbf{p}_1|\mathbf{p}_0) = \alpha_1(\mathbf{u})\bar{\mathbf{Q}}^{-+}(\mathbf{u}|\mathbf{p}_0) + \alpha_0(\mathbf{p}_0)\bar{\mathbf{Q}}^{+-}(\mathbf{u}|\mathbf{p}_0) - 2\bar{\mathbf{P}}^+(\mathbf{u}|\mathbf{p}_1) \cdot \bar{\mathbf{Q}}^{++}(\mathbf{p}_1|\mathbf{p}_0), \quad (84)$$

$\bar{\mathbf{Q}}$  and  $\bar{\mathbf{P}}$  are given in appendix C.

In order to obtain the scattering matrix for a slab with a rough surface at the upper boundary in the SSA approximation, we follow the same method of identification between the SSA and SPM described in section 7, and we get

$$\begin{aligned} \bar{\mathbf{R}}_u^{10}(\mathbf{p}|\mathbf{p}_0) &= \frac{i\alpha_0(\mathbf{p}_0)}{(\alpha_0(\mathbf{p}) + \alpha_0(\mathbf{p}_0))} \cdot \int \frac{d^2\xi}{(2\pi)^2} d^2\mathbf{r} \exp^{-i(\mathbf{p}-\mathbf{p}_0-\xi)\cdot\mathbf{r}-i(\alpha_0(\mathbf{p})+\alpha_0(\mathbf{p}_0))h(\mathbf{r})} \\ &\quad \times \left\{ (2\pi)^2 \delta(\xi) \bar{\mathbf{X}}_u^{(1)}(\mathbf{p}|\mathbf{p}_0) \right. \\ &\quad \left. + \frac{i}{2} \left[ \bar{\mathbf{X}}_u^{(2)}(\mathbf{p}|\mathbf{p}-\xi|\mathbf{p}_0) + \bar{\mathbf{X}}_u^{(2)}(\mathbf{p}|\mathbf{p}_0+\xi|\mathbf{p}_0) + i(\alpha_0(\mathbf{p}) + \alpha_0(\mathbf{p}_0))\bar{\mathbf{X}}_u^{(1)}(\mathbf{p}|\mathbf{p}_0) \right] h(\xi) \right\}. \quad (85) \end{aligned}$$

The last step is to introduce in Eq. (85) the  $\bar{\mathbf{X}}_u$  reciprocal matrices to complete the expression of the scattering matrix  $\bar{\mathbf{R}}_u^{10}(\mathbf{p}|\mathbf{p}_0)$ .

### 8.1. Applications

We take as a first example a slab of thickness  $H = 500 \text{ nm}$ , with an upper rough surface  $\sigma = 15 \text{ nm}$ ,  $l = 100 \text{ nm}$ , and a lower planar surface made of a perfect conductor (structure no 8). The successive media have a permittivity:  $\epsilon_0 = 1$ ,  $\epsilon_1 = 2.6896 + i0.0075$ . The incident field is normal to the slab, and the wavelength  $\lambda = 632.8 \text{ nm}$ . The scattered intensities for the polarizations  $VV$  and  $HH$  are presented in Fig. 26, a comparison with the SPM (see Ref [24] Fig. 10) shows that the magnitude are the same, but the difference between the maxima for  $\theta_d = \pm 30^\circ$  and the minimum for  $\theta_d = 0^\circ$  is more pronounced in the SPM case. For the crossed polarizations  $VH$  and  $HV$  shown in Fig. 27 the shape of the intensities is identical but the magnitudes are half of the SPM case. Taking the same structure, with an angle of incidence  $\theta_i = 20^\circ$ , the results are shown in Figs. (29-31). The intensities are concentrated in the backscattering region for the polarizations  $VV$  and  $HH$ , while for the  $VH$  and  $HV$  the intensities are maximum in a region opposite the incident scattering angle. In order to show the influence of the slab thickness, we take the structure no 7, and we double the thickness  $H$  ( $H = 1000 \text{ nm}$ ), the other parameters being the same, this case corresponds to Fig. 12 in Ref [24]. The results presented in Fig. 32 confirm the dominance of the polarization  $HH$  over the polarization  $VV$ , and the polarizations  $VH$  and  $HV$  show the same variation of the intensities as a function of the scattering angle.

An other structure (no 10) is obtained from structure no 8 where the infinite conducting planar surface is replaced by a silver planar surface of permittivity  $\epsilon_2 = -18.3 + i0.55$ . In Fig. 35 is shown the intensities for the polarizations  $VV$  and  $HH$ , the  $HH$  component has the same maxima for  $\theta_d = \pm 40^\circ$  as in the SPM case (see Fig. 13 in Ref [24]), but the difference between the maxima and the minimum ( $\theta_d = 0^\circ$ ) is less important. For the polarizations  $HV$  and  $VH$ , the intensities behavior with the scattering angle are similar but reduced by approximately a half compared to the SPM case.



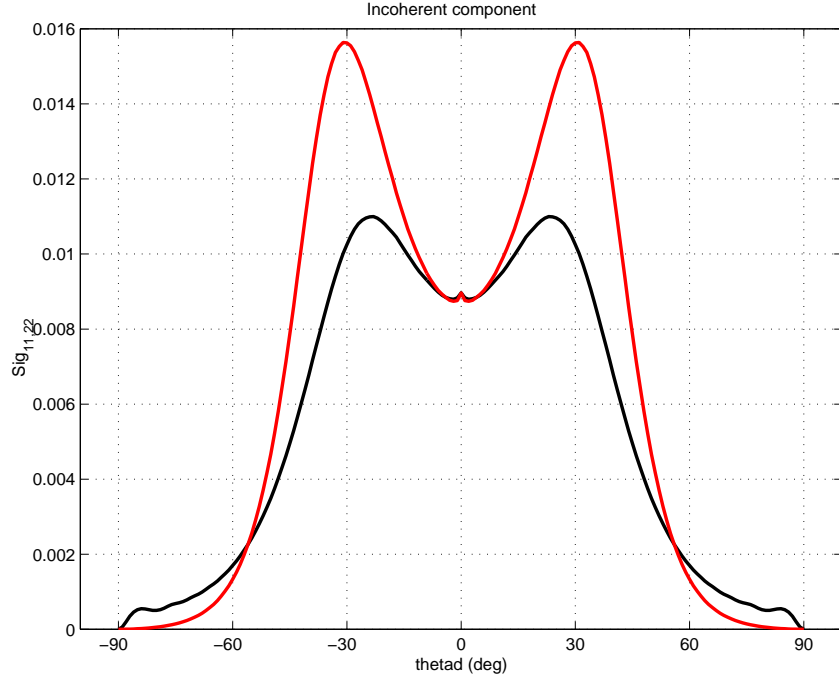


FIG. 26. Incoherent components  $\gamma^{incoh}(\theta_d)$  to the order 2, VV (black curve), HH (red curve), Surface height  $\sigma = 15$  nm, correlation length  $l = 100$  nm, slab thickness 500 nm. Permittivities  $\epsilon_0 = 1$ ,  $\epsilon_1 = 2.6896 + i0.0075$ ,  $\epsilon_2 = +i\infty$ . Incident angles:  $\theta_i = 0^\circ$ ,  $\phi_i = 0^\circ$ , wavelength  $\lambda = 632.8$  nm.

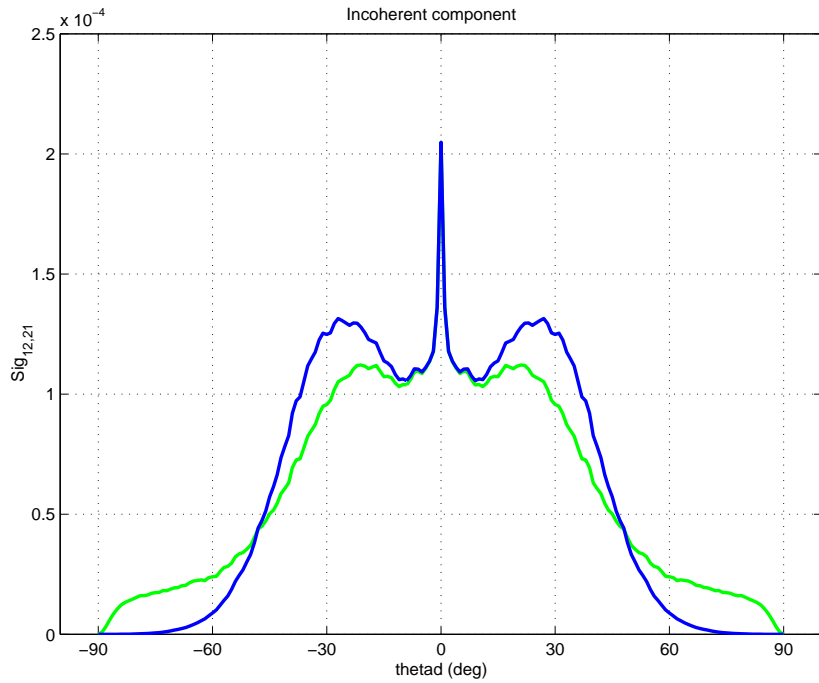


FIG. 27. Same characteristics as the previous figure. Incoherent component VH (green curve), HV (blue curve).

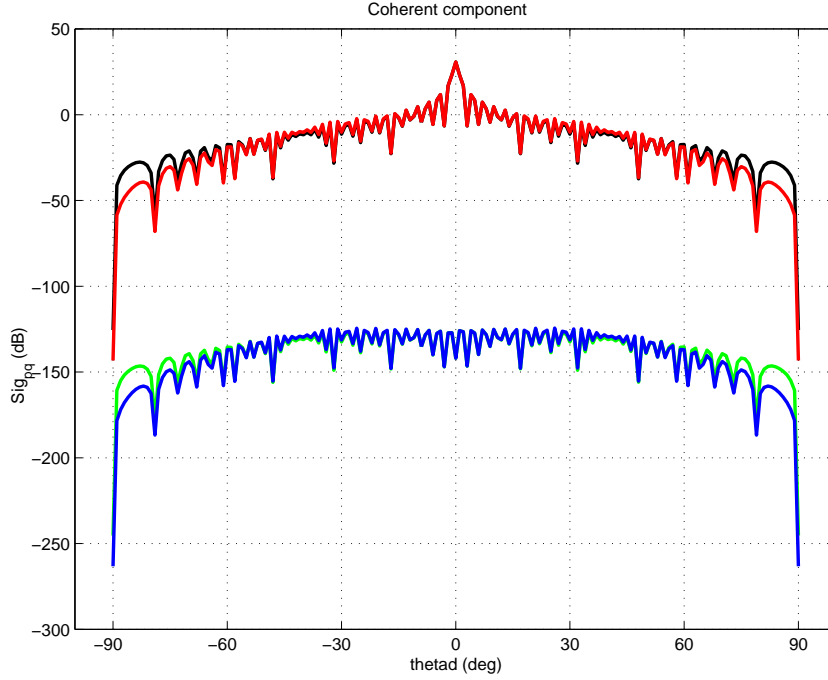


FIG. 28. Characteristics of Fig. 26. Coherent components  $\gamma^{coh}(\theta_d)$ ,  $VV$  (black curve),  $HH$  (red curve),  $VH$  (green curve) and  $HV$  (blue curve).

The fact to add a slab under a rough surface has a significant influence on the scattered intensity. To illustrate this point we take the structure no 1 (a rough surface between two semi-infinite media) and introduce a slab of thickness  $H = 500 \text{ nm}$  with an infinite conducting lower planar surface (structure no 11). The results are presented in Figs. (38-40), we observe the same maximum around the backscattering direction for the polarizations  $VV$  and  $HH$  but an increase of the scattered intensity by a factor 100. We notice for the polarizations  $HV$  and  $VH$  the presence of small oscillations for  $\theta_d > 60^\circ$  due to the integration method.

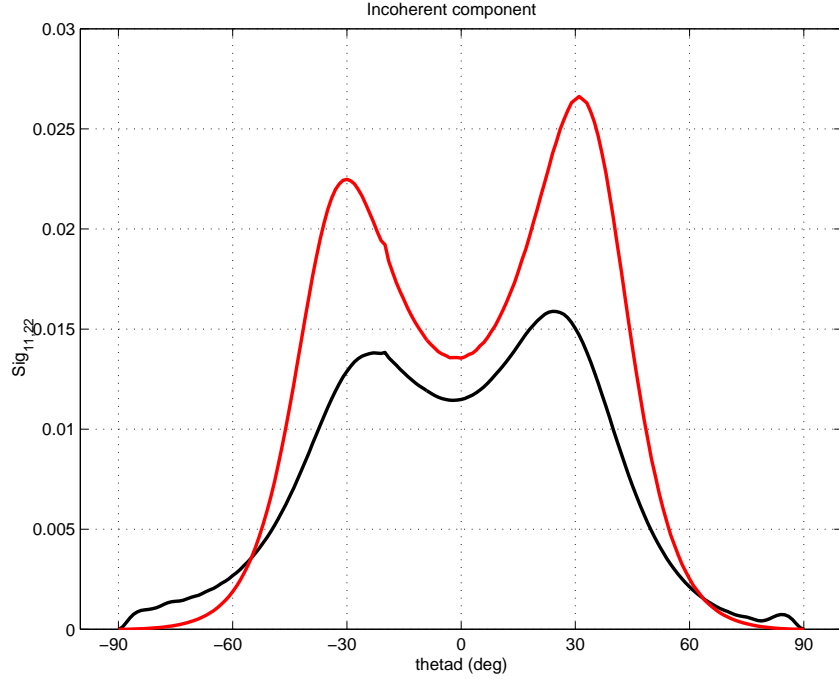


FIG. 29. Incoherent components  $\gamma^{incoh}(\theta_d)$  to the order 2, VV (black curve), HH (red curve), Surface height  $\sigma = 15$  nm, correlation length  $l = 100$  nm, slab thickness 500 nm. Permittivities  $\epsilon_0 = 1$ ,  $\epsilon_1 = 2.6896 + i0.0075$ ,  $\epsilon_2 = +i\infty$ . Incident angles:  $\theta_i = 20^\circ$ ,  $\phi_i = 0^\circ$ , wavelength  $\lambda = 632.8$  nm.

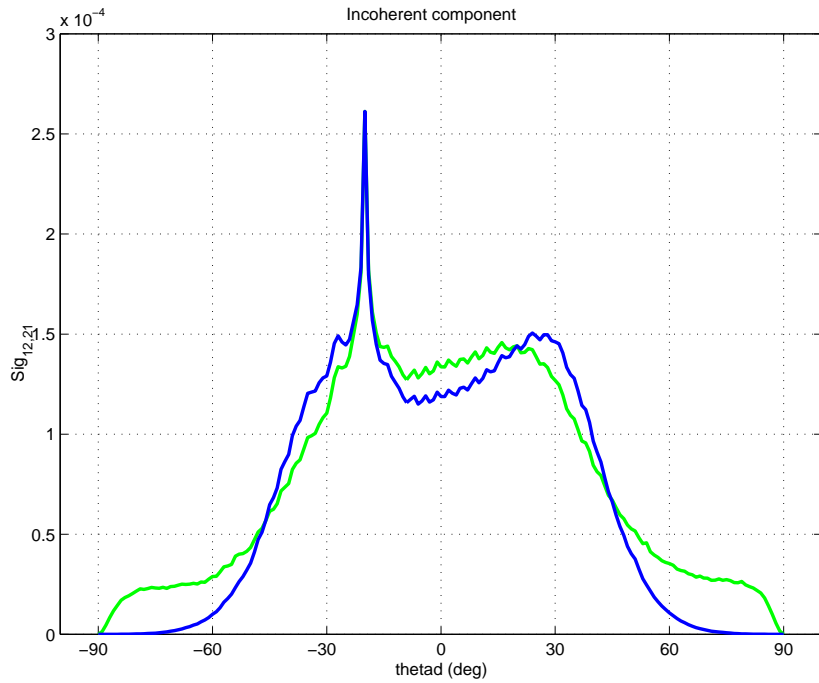


FIG. 30. Same characteristics as the previous figure. Incoherent component VH (green curve), HV (blue curve).

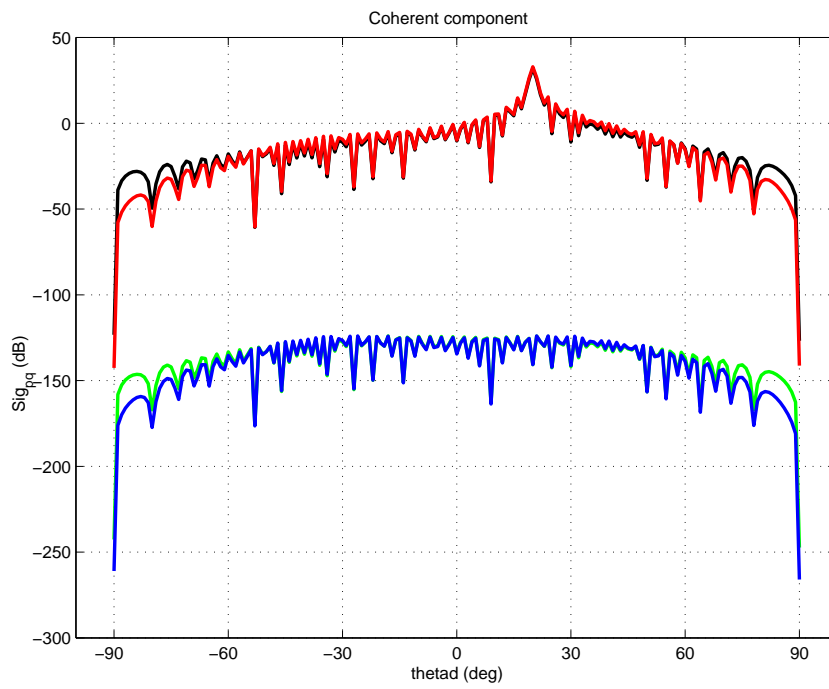


FIG. 31. Characteristics of Fig. 29. Coherent components  $\gamma^{coh}(\theta_d)$ , VV (black curve), HH (red curve), VH (green curve) and HV (blue curve).

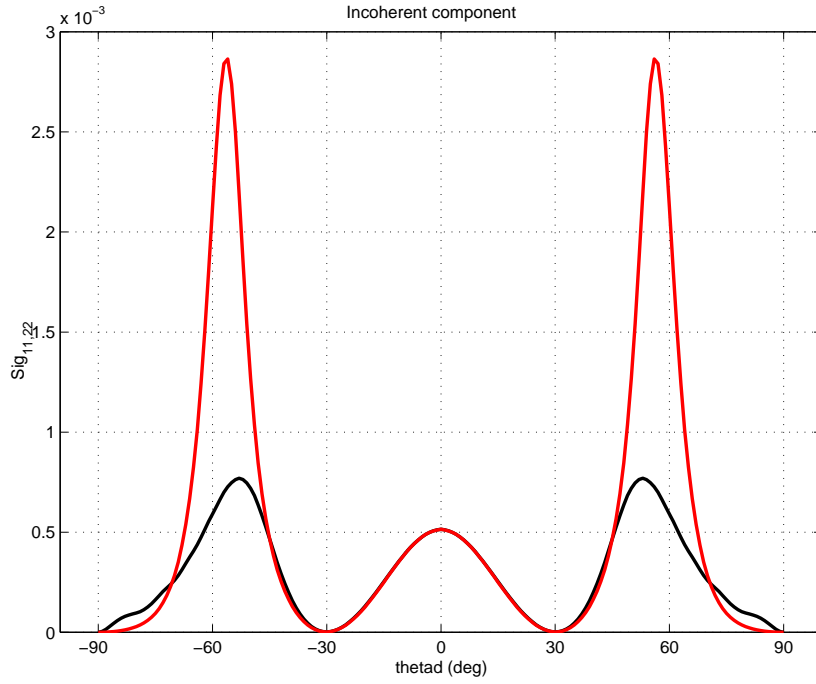


FIG. 32. Incoherent components  $\gamma^{incoh}(\theta_d)$  to the order 2, VV (black curve), HH (red curve), Surface height  $\sigma = 15 \text{ nm}$ , correlation length  $l = 100 \text{ nm}$ , slab thickness  $1000 \text{ nm}$ . Permittivities  $\epsilon_0 = 1$ ,  $\epsilon_1 = 2.6896 + i0.0075$ ,  $\epsilon_2 = +i\infty$ . Incident angles:  $\theta_i = 0^\circ$ ,  $\phi_i = 0^\circ$ , wavelength  $\lambda = 632.8 \text{ nm}$ .

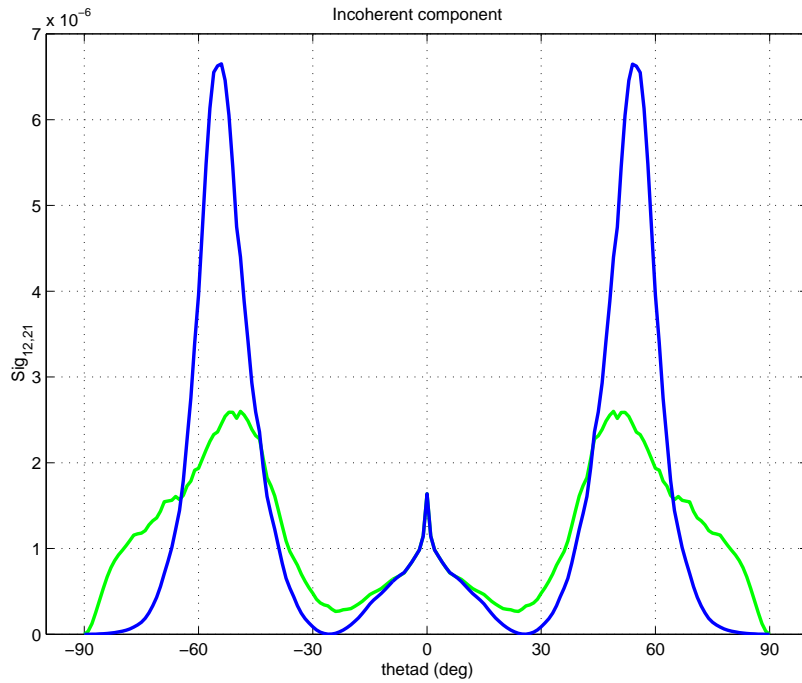


FIG. 33. Same characteristics as the previous figure. Incoherent component VH (green curve), HV (blue curve).

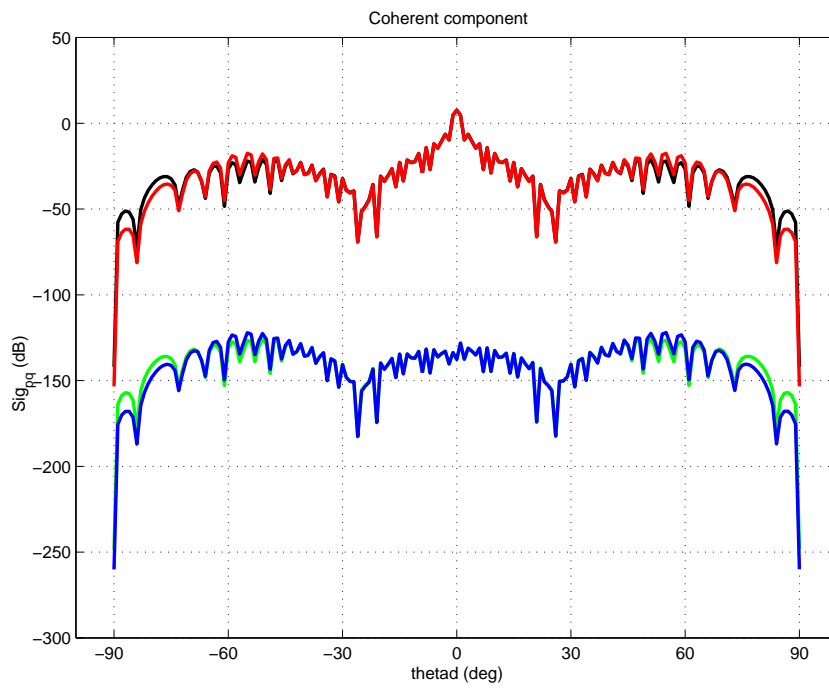


FIG. 34. Characteristics of Fig. 32. Coherent components  $\gamma^{coh}(\theta_d)$ , VV (black curve), HH (red curve), VH (green curve) and HV (blue curve).

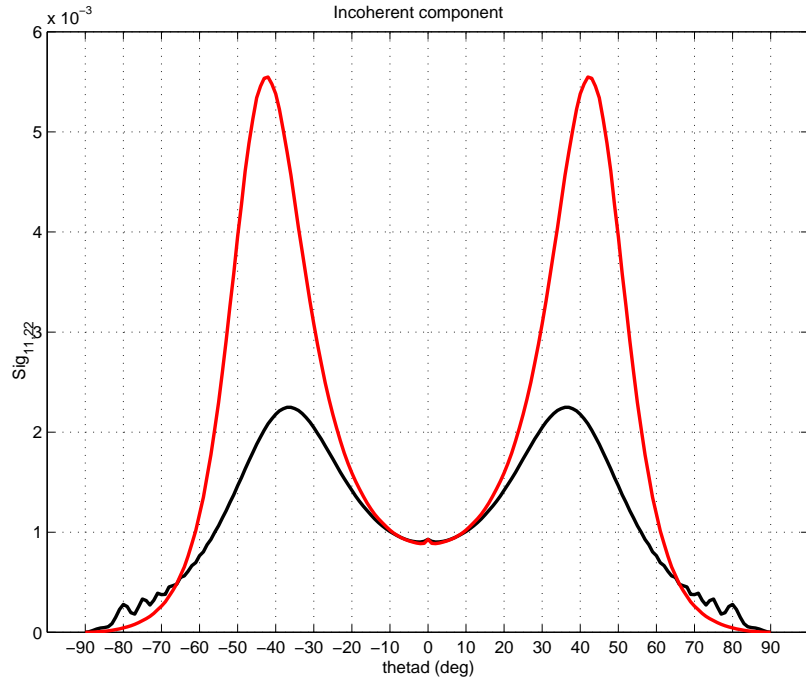


FIG. 35. Incoherent components  $\gamma^{incoh}(\theta_d)$  to the order 2, VV (black curve), HH (red curve), Surface height  $\sigma = 15$  nm, correlation length  $l = 100$  nm, slab thickness 500 nm. Permittivities  $\epsilon_0 = 1$ ,  $\epsilon_1 = 2.6896 + i0.0075$ ,  $\epsilon_2 = -18.3 + i0.55$ . Incident angles:  $\theta_i = 0^\circ$ ,  $\phi_i = 0^\circ$ , wavelength  $\lambda = 632.8$  nm.

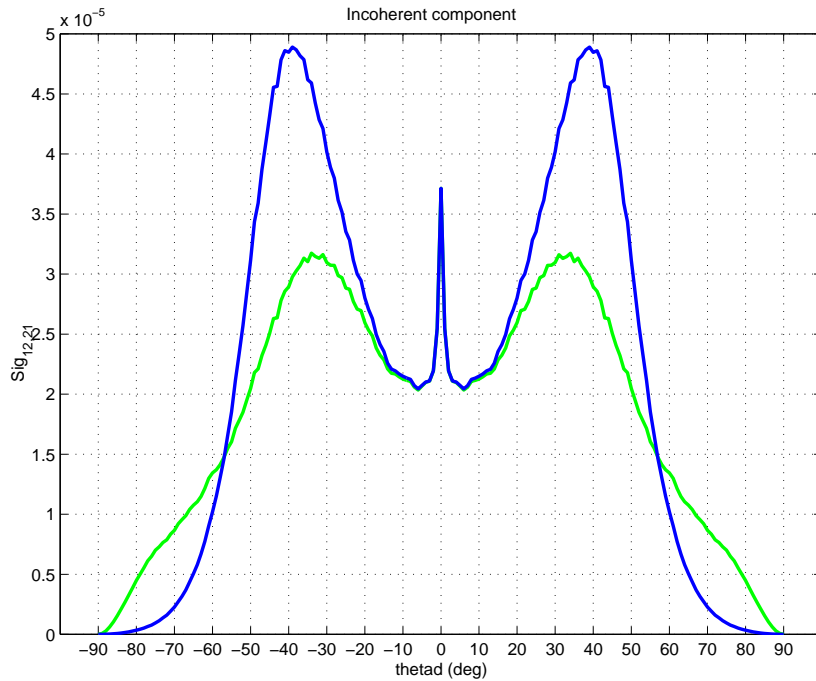


FIG. 36. Same characteristics as the previous figure. Incoherent component VH (green curve), HV (blue curve).

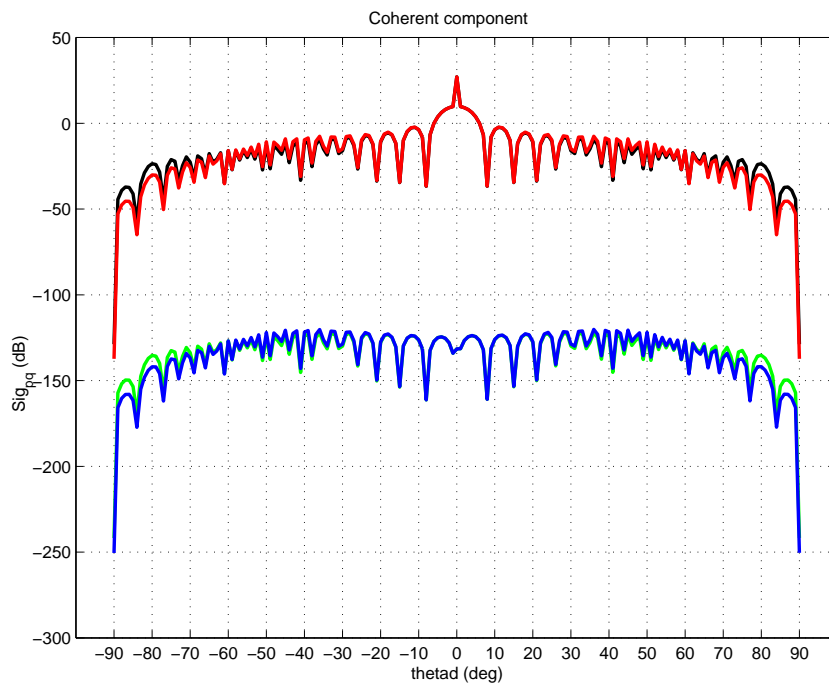


FIG. 37. Characteristics of Fig. 35. Coherent components  $\gamma^{coh}(\theta_d)$ , VV (black curve), HH (red curve), VH (green curve) and HV (blue curve).



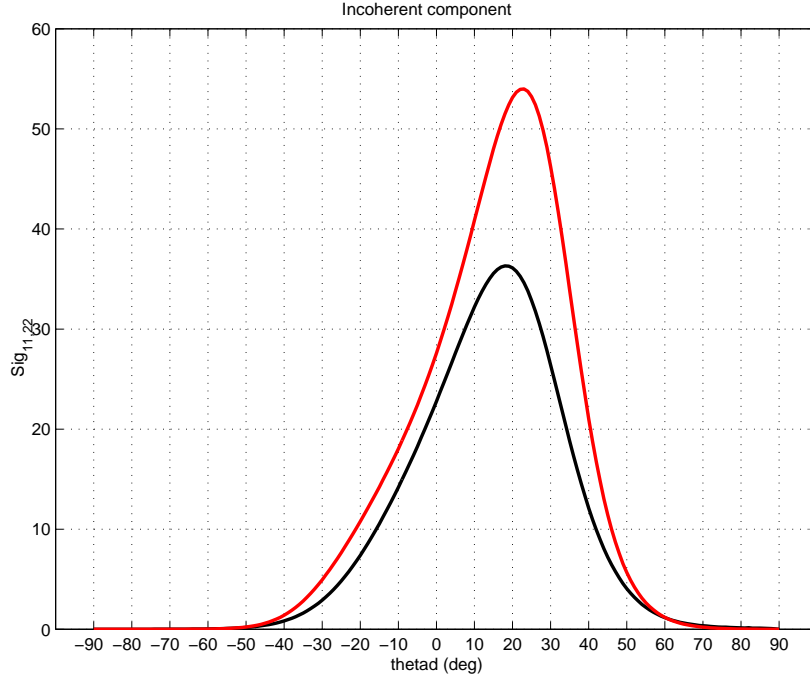


FIG. 38. Incoherent components  $\gamma^{incoh}(\theta_d)$  to the order 2. VV (black curve), HH (red curve), Surface height  $\sigma = 0.223 \mu m$ , correlation length  $l = 1.42 \mu m$ , slab thickness  $500 nm$ . Permittivities  $\epsilon_0 = 1$ ,  $\epsilon_1 = 1.62 + i0.001$ ,  $\epsilon_2 = +i\infty$ . Incident angles:  $\theta_i = 20^\circ$ ,  $\phi_i = 0^\circ$ , wavelength  $\lambda = 632.8 nm$ .

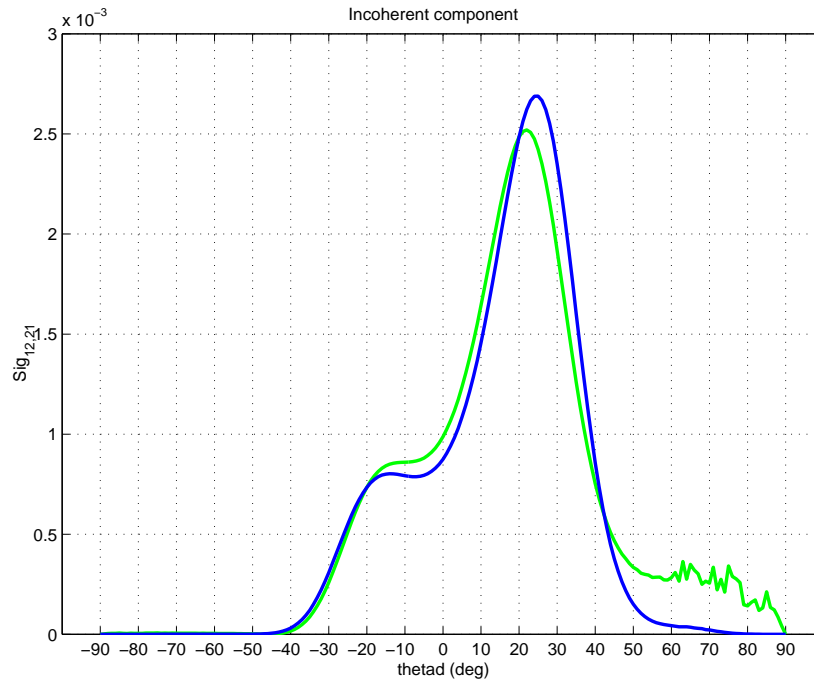


FIG. 39. Same characteristics as the previous figure. Incoherent component VH (green curve), HV (blue curve).

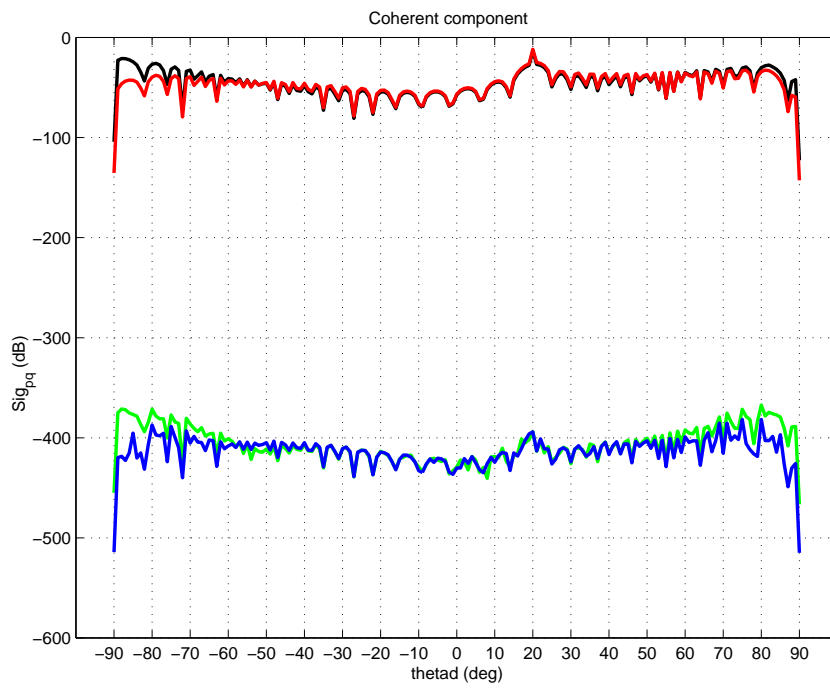


FIG. 40. Characteristics of Fig. 38. Coherent components  $\gamma^{coh}(\theta_d)$ , VV (black curve), HH (red curve), VH (green curve) and HV (blue curve).

## 9. A SLAB WITH TWO ROUGH BOUNDARIES

In the previous sections we have examined the cases where only one rough surface participated in the scattering process, in the present section our purpose is to show how light can interact with a slab delimited by two rough surfaces. This configuration is shown in Fig. 1, where three regions are characterized by different permittivities homogeneous and isotropic,  $\epsilon_0$ ,  $\epsilon_1$  and  $\epsilon_2$ . A slab is delimited by two rough surfaces located at  $z = h_1(\mathbf{x})$  and  $z = -H + h_2(\mathbf{x})$ ,  $\mathbf{x} = (x, y)$ .

Since the SSA method involves a knowledge of the scattering matrices calculated in the small-perturbation method, we summarize the results already obtained in Ref [25] and needed in the following. For a system with two rough surfaces the perturbative development of the scattering matrix  $\overline{\mathbf{R}}$  can be expanded as:

$$\overline{\mathbf{R}} = \overline{\mathbf{R}}^{(00)} + \overline{\mathbf{R}}^{(10)} + \overline{\mathbf{R}}^{(01)} + \overline{\mathbf{R}}^{(11)} + \overline{\mathbf{R}}^{(20)} + \overline{\mathbf{R}}^{(21)} + \overline{\mathbf{R}}^{(12)} + \overline{\mathbf{R}}^{(22)} + \overline{\mathbf{R}}^{(30)} + \overline{\mathbf{R}}^{(03)} + \dots, \quad (86)$$

where the terms associated with the products of the heights of the two surfaces  $h_1^n h_2^m$  are labelled  $\overline{\mathbf{R}}^{(nm)}$ .

Concerning the bistatic incoherent cross-sections we decompose their expressions into three terms corresponding to the contributions of the upper and lower surfaces alone plus a contribution due to the interference

$$\overline{\gamma}^{incoh}(\mathbf{p}|\mathbf{p}_0) = \overline{\gamma}_u^{incoh}(\mathbf{p}|\mathbf{p}_0) + \overline{\gamma}_d^{incoh}(\mathbf{p}|\mathbf{p}_0) + \overline{\gamma}_{ud}^{incoh}(\mathbf{p}|\mathbf{p}_0), \quad (87)$$

as an example

$$\overline{\gamma}_u^{incoh}(\mathbf{p}|\mathbf{p}_0) = \frac{K_0^2 \cos^2 \theta}{A (2\pi)^2 \cos \theta_0} \left[ \langle \overline{\mathbf{R}}^{(10)} \odot \overline{\mathbf{R}}^{(10)} \rangle + \langle \overline{\mathbf{R}}^{(20)} \odot \overline{\mathbf{R}}^{(20)} \rangle + \langle \overline{\mathbf{R}}^{(30)} \odot \overline{\mathbf{R}}^{(10)} \rangle \right], \quad (88)$$

corresponds to the contribution of the upper surface ( $h_2(\mathbf{x}) = 0$ ), where the perturbative expansion is limited to the order 3 as a function of mean height  $\sigma_1$ . In a similar way the contribution due to the lower surface can be written by permuting the upper indices. The interference term  $\overline{\gamma}_{ud}^{incoh}$ , contains the contributions of the field interacting with the two rough surfaces, and the dominant parts are given by

$$\begin{aligned} \overline{\gamma}_{ud}^{incoh}(\mathbf{p}|\mathbf{p}_0) = \frac{K_0^2 \cos^2 \theta}{A (2\pi)^2 \cos \theta_0} \left[ \langle \overline{\mathbf{R}}^{(10)} \odot \overline{\mathbf{R}}^{(12)} \rangle + \langle \overline{\mathbf{R}}^{(12)} \odot \overline{\mathbf{R}}^{(10)} \rangle \right. \\ \left. + \langle \overline{\mathbf{R}}^{(01)} \odot \overline{\mathbf{R}}^{(21)} \rangle + \langle \overline{\mathbf{R}}^{(21)} \odot \overline{\mathbf{R}}^{(01)} \rangle \right. \\ \left. + \langle \overline{\mathbf{R}}^{(11)} \odot \overline{\mathbf{R}}^{(11)} \rangle + \dots \right], \quad (89) \end{aligned}$$

these contributions contain all the terms with  $\sigma_1^i \sigma_2^j$  ( $1 \leq i + j \leq 4$ ). If the values  $\sigma_1$  and  $\sigma_2$  are close their contributions will be equivalent to fourth order terms in (88, 89). So we have supposed in Eq. (89) that the terms corresponding to  $\sigma_1^4 \sigma_2^2$ ,  $\sigma_1^2 \sigma_2^4$ ,  $\sigma_1^4 \sigma_2^4$  are negligible compared to the terms kept in Eq. (89), moreover, due to their complexity these terms of sixth order are not calculated.

In the case of the small-slope method we will study a perturbative development of the scattered field which depends on the slope of the surfaces  $h_1, h_2$ . The scattering matrix we have used in sections 4, 7 and 8, must be generalized to the case with two surfaces. It is clear that several generalizations can be proposed, we choose the simplest one by making an ansatz similar to the functional form proposed by Voronovich, namely

$$\begin{aligned} \overline{\mathbf{R}}(\mathbf{p}, \mathbf{p}_0) &= \int d^2\mathbf{r} d^2\mathbf{r}' \exp \left[ -i(\mathbf{p} - \mathbf{p}_0) \cdot (\mathbf{r} + \mathbf{r}') - i(\alpha(\mathbf{p}) + \alpha(\mathbf{p}_0))(h_1(\mathbf{r}) + h_2(\mathbf{r}')) \right] \\ &\times \overline{\Phi}[\mathbf{p}, \mathbf{p}_0; \mathbf{r}; \mathbf{r}'; [h_1(\mathbf{r})]; [h_2(\mathbf{r}')] ] . \end{aligned} \quad (90)$$

Introducing the Fourier transform of the functional  $\overline{\Phi}$ , we have

$$\begin{aligned} \overline{\mathbf{R}}(\mathbf{p}, \mathbf{p}_0) &= \int d^2\mathbf{r} d^2\mathbf{r}' \frac{d^2\xi}{(2\pi)^2} \frac{d^2\xi'}{(2\pi)^2} \\ &\exp \left[ -i(\mathbf{p} - \mathbf{p}_0 - \xi) \cdot \mathbf{r} - i(\mathbf{p} - \mathbf{p}_0 - \xi') \cdot \mathbf{r}' - i(\alpha(\mathbf{p}) + \alpha(\mathbf{p}_0))(h_1(\mathbf{r}) + h_2(\mathbf{r}')) \right] \\ &\times \tilde{\Phi}[\mathbf{p}, \mathbf{p}_0; \xi; \xi'; [h_1(\xi)]; [h_2(\xi')]] . \end{aligned} \quad (91)$$

In this expression the functional  $\tilde{\Phi}$  is expanded in a Taylor series in powers of  $h_1$  and  $h_2$  taking into account the translational invariance.

In order to simplify the formulas in the following

- i) we omit the dependance on  $h_1, h_2$  in the  $\tilde{\Phi}$  argument
- ii) We introduce the notations  $\tilde{\Phi}^{(nm)ijk}$  where  $n$  refers to the dependance on the number of heights of the upper surface,  $m$  the number for the lower surface
- iii)  $i, j, k$  represent the order according to which the field interacts successively with the surfaces  $h_1$  and  $h_2$
- iv) the differential elements  $d^2\xi$  have to be divided by  $(2\pi)^2$ , and each function  $\delta()$  multiplied by  $(2\pi)^2$ .

We then obtain the following expansion :

$$\tilde{\Phi}(\mathbf{p}, \mathbf{p}_0, \boldsymbol{\xi}, \boldsymbol{\xi}') = \tilde{\Phi}_u^{(0)}(\mathbf{p}, \mathbf{p}_0, \boldsymbol{\xi})\delta(\boldsymbol{\xi}) + \tilde{\Phi}_d^{(0)}(\mathbf{p}, \mathbf{p}_0, \boldsymbol{\xi}')\delta(\boldsymbol{\xi}') \quad (92)$$

$$+ \int d^2\xi_1 \delta(\boldsymbol{\xi} - \boldsymbol{\xi}_1) \tilde{\Phi}^{(10)}(\mathbf{p}, \mathbf{p}_0, \boldsymbol{\xi}_1) h_1(\boldsymbol{\xi}_1) \quad (93)$$

$$+ \int d^2\xi_2 \delta(\boldsymbol{\xi}' - \boldsymbol{\xi}_2) \tilde{\Phi}^{(01)}(\mathbf{p}, \mathbf{p}_0, \boldsymbol{\xi}_2) h_2(\boldsymbol{\xi}_2) \quad (94)$$

$$+ \int d^2\xi_1 d^2\xi_2 \delta(\boldsymbol{\xi} + \boldsymbol{\xi}' - \boldsymbol{\xi}_1 - \boldsymbol{\xi}_2) \left[ \tilde{\Phi}^{(11)12}(\mathbf{p}, \mathbf{p}_0, \boldsymbol{\xi}_1, \boldsymbol{\xi}_2) h_1(\boldsymbol{\xi}_1) h_2(\boldsymbol{\xi}_2) \right. \quad (95)$$

$$\left. + \tilde{\Phi}^{(11)21}(\mathbf{p}, \mathbf{p}_0, \boldsymbol{\xi}_1, \boldsymbol{\xi}_2) h_2(\boldsymbol{\xi}_1) h_1(\boldsymbol{\xi}_2) \right] \quad (96)$$

$$+ \int d^2\xi_1 d^2\xi_2 \delta(\boldsymbol{\xi} - \boldsymbol{\xi}_1 - \boldsymbol{\xi}_2) \tilde{\Phi}^{(20)}(\mathbf{p}, \mathbf{p}_0, \boldsymbol{\xi}_1, \boldsymbol{\xi}_2, \boldsymbol{\xi}) h_1(\boldsymbol{\xi}_1) h_1(\boldsymbol{\xi}_2) \quad (97)$$

$$+ \int d^2\xi_1 d^2\xi_2 \delta(\boldsymbol{\xi}' - \boldsymbol{\xi}_1 - \boldsymbol{\xi}_2) \tilde{\Phi}^{(02)}(\mathbf{p}, \mathbf{p}_0, \boldsymbol{\xi}', \boldsymbol{\xi}_1, \boldsymbol{\xi}_2) h_2(\boldsymbol{\xi}_1) h_2(\boldsymbol{\xi}_2) \quad (98)$$

$$+ \int d^2\xi_1 d^2\xi_2 d^2\xi_3 \delta(\boldsymbol{\xi} + \boldsymbol{\xi}' - \boldsymbol{\xi}_1 - \boldsymbol{\xi}_2 - \boldsymbol{\xi}_3) \left[ \right. \quad (99)$$

$$\tilde{\Phi}^{(21)112}(\mathbf{p}, \mathbf{p}_0, \boldsymbol{\xi}_1, \boldsymbol{\xi}_2, \boldsymbol{\xi}_3) h_1(\boldsymbol{\xi}_1) h_1(\boldsymbol{\xi}_2) h_2(\boldsymbol{\xi}_3) \quad (99)$$

$$+ \tilde{\Phi}^{(21)121}(\mathbf{p}, \mathbf{p}_0, \boldsymbol{\xi}_1, \boldsymbol{\xi}_3, \boldsymbol{\xi}_2) h_1(\boldsymbol{\xi}_1) h_2(\boldsymbol{\xi}_3) h_2(\boldsymbol{\xi}_2) \quad (100)$$

$$\left. + \tilde{\Phi}^{(21)211}(\mathbf{p}, \mathbf{p}_0, \boldsymbol{\xi}_3, \boldsymbol{\xi}_1, \boldsymbol{\xi}_2) h_2(\boldsymbol{\xi}_3) h_1(\boldsymbol{\xi}_1) h_1(\boldsymbol{\xi}_2) \right] \quad (101)$$

$$+ \int d^2\xi_1 d^2\xi_2 d^2\xi_3 \delta(\boldsymbol{\xi} + \boldsymbol{\xi}' - \boldsymbol{\xi}_1 - \boldsymbol{\xi}_2 - \boldsymbol{\xi}_3) \left[ \right. \quad (102)$$

$$\tilde{\Phi}^{(12)221}(\mathbf{p}, \mathbf{p}_0, \boldsymbol{\xi}_1, \boldsymbol{\xi}_2, \boldsymbol{\xi}_3) h_2(\boldsymbol{\xi}_1) h_2(\boldsymbol{\xi}_2) h_1(\boldsymbol{\xi}_3) \quad (102)$$

$$+ \tilde{\Phi}^{(12)212}(\mathbf{p}, \mathbf{p}_0, \boldsymbol{\xi}_1, \boldsymbol{\xi}_3, \boldsymbol{\xi}_2) h_2(\boldsymbol{\xi}_1) h_1(\boldsymbol{\xi}_3) h_2(\boldsymbol{\xi}_2) \quad (103)$$

$$\left. + \tilde{\Phi}^{(12)122}(\mathbf{p}, \mathbf{p}_0, \boldsymbol{\xi}_3, \boldsymbol{\xi}_1, \boldsymbol{\xi}_2) h_1(\boldsymbol{\xi}_3) h_2(\boldsymbol{\xi}_1) h_2(\boldsymbol{\xi}_2) \right] \quad (104)$$

$$+ \int d^2\xi_1 d^2\xi_2 d^2\xi_3 \delta(\boldsymbol{\xi} - \boldsymbol{\xi}_1 - \boldsymbol{\xi}_2 - \boldsymbol{\xi}_3) \quad (105)$$

$$\times \tilde{\Phi}^{(30)}(\mathbf{p}, \mathbf{p}_0, \boldsymbol{\xi}_1, \boldsymbol{\xi}_2, \boldsymbol{\xi}_3) h_1(\boldsymbol{\xi}_1) h_1(\boldsymbol{\xi}_2) h_1(\boldsymbol{\xi}_3) \quad (105)$$

$$+ \int d^2\xi_1 d^2\xi_2 d^2\xi_3 \delta(\boldsymbol{\xi}' - \boldsymbol{\xi}_1 - \boldsymbol{\xi}_2 - \boldsymbol{\xi}_3) \quad (106)$$

$$\times \tilde{\Phi}^{(03)}(\mathbf{p}, \mathbf{p}_0, \boldsymbol{\xi}_1, \boldsymbol{\xi}_2, \boldsymbol{\xi}_3) h_2(\boldsymbol{\xi}_1) h_2(\boldsymbol{\xi}_2) h_2(\boldsymbol{\xi}_3) \quad (106)$$

$$+ \int d^2\xi_1 d^2\xi_2 d^2\xi_3 d^2\xi_4 \delta(\xi + \xi' - \xi_1 - \xi_2 - \xi_3 - \xi_4) \left[ \right. \\ \left. \tilde{\Phi}^{(22)1122}(\mathbf{p}, \mathbf{p}_0, \xi_1, \xi_2, \xi_3, \xi_4) h_1(\xi_1) h_1(\xi_2) h_2(\xi_3) h_2(\xi_4) \right. \quad (107)$$

$$+ \tilde{\Phi}^{(22)1212}(\mathbf{p}, \mathbf{p}_0, \xi_1, \xi_2, \xi_3, \xi_4) h_1(\xi_1) h_2(\xi_2) h_1(\xi_3) h_2(\xi_4) \quad (108)$$

$$+ \tilde{\Phi}^{(22)1221}(\mathbf{p}, \mathbf{p}_0, \xi_1, \xi_2, \xi_3, \xi_4) h_1(\xi_1) h_2(\xi_2) h_2(\xi_3) h_1(\xi_4) \quad (109)$$

$$+ \tilde{\Phi}^{(22)2112}(\mathbf{p}, \mathbf{p}_0, \xi_1, \xi_2, \xi_3, \xi_4) h_2(\xi_1) h_1(\xi_2) h_1(\xi_3) h_2(\xi_4) \quad (110)$$

$$+ \tilde{\Phi}^{(22)2121}(\mathbf{p}, \mathbf{p}_0, \xi_1, \xi_2, \xi_3, \xi_4) h_2(\xi_1) h_1(\xi_2) h_2(\xi_3) h_1(\xi_4) \quad (111)$$

$$+ \tilde{\Phi}^{(22)2211}(\mathbf{p}, \mathbf{p}_0, \xi_1, \xi_2, \xi_3, \xi_4) h_2(\xi_1) h_2(\xi_2) h_1(\xi_3) h_1(\xi_4) \left. \right] \quad (112)$$

$$+ \int d^2\xi_1 d^2\xi_2 d^2\xi_3 d^2\xi_4 \delta(\xi + \xi' - \xi_1 - \xi_2 - \xi_3 - \xi_4) \left[ \right. \\ \left. \tilde{\Phi}^{(31)1112}(\mathbf{p}, \mathbf{p}_0, \xi_1, \xi_2, \xi_3, \xi_4) h_1(\xi_1) h_1(\xi_2) h_1(\xi_3) h_2(\xi_4) \right. \quad (113)$$

$$+ \tilde{\Phi}^{(31)1121}(\mathbf{p}, \mathbf{p}_0, \xi_1, \xi_2, \xi_3, \xi_4) h_1(\xi_1) h_1(\xi_2) h_2(\xi_4) h_1(\xi_3) \quad (114)$$

$$+ \tilde{\Phi}^{(31)1211}(\mathbf{p}, \mathbf{p}_0, \xi_1, \xi_2, \xi_3, \xi_4) h_1(\xi_1) h_2(\xi_4) h_1(\xi_2) h_1(\xi_3) \quad (115)$$

$$+ \tilde{\Phi}^{(31)2111}(\mathbf{p}, \mathbf{p}_0, \xi_1, \xi_2, \xi_3, \xi_4) h_2(\xi_4) h_1(\xi_1) h_1(\xi_2) h_1(\xi_3) \left. \right] \quad (116)$$

$$+ \int d^2\xi_1 d^2\xi_2 d^2\xi_3 d^2\xi_4 \delta(\xi + \xi' - \xi_1 - \xi_2 - \xi_3 - \xi_4) \left[ \right. \\ \left. \tilde{\Phi}^{(13)1222}(\mathbf{p}, \mathbf{p}_0, \xi_1, \xi_2, \xi_3, \xi_4) h_1(\xi_4) h_2(\xi_1) h_2(\xi_2) h_2(\xi_3) \right. \quad (117)$$

$$+ \tilde{\Phi}^{(13)2122}(\mathbf{p}, \mathbf{p}_0, \xi_1, \xi_2, \xi_3, \xi_4) h_2(\xi_1) h_1(\xi_4) h_2(\xi_2) h_2(\xi_3) \quad (118)$$

$$+ \tilde{\Phi}^{(13)2212}(\mathbf{p}, \mathbf{p}_0, \xi_1, \xi_2, \xi_3, \xi_4) h_2(\xi_1) h_2(\xi_2) h_1(\xi_4) h_2(\xi_3) \quad (119)$$

$$+ \tilde{\Phi}^{(13)2221}(\mathbf{p}, \mathbf{p}_0, \xi_1, \xi_2, \xi_3, \xi_4) h_2(\xi_1) h_2(\xi_2) h_2(\xi_3) h_1(\xi_4) \left. \right] \quad (120)$$

$$+ \int d^2\xi_1 d^2\xi_2 d^2\xi_3 d^2\xi_4 \delta(\xi - \xi_1 - \xi_2 - \xi_3 - \xi_4) \\ \times \tilde{\Phi}^{(40)}(\mathbf{p}, \mathbf{p}_0, \xi_1, \xi_2, \xi_3, \xi_4) h_1(\xi_1) h_1(\xi_2) h_1(\xi_3) h_1(\xi_4) \quad (121)$$

$$+ \int d^2\xi_1 d^2\xi_2 d^2\xi_3 d^2\xi_4 \delta(\xi' - \xi_1 - \xi_2 - \xi_3 - \xi_4) \\ \times \tilde{\Phi}^{(04)}(\mathbf{p}, \mathbf{p}_0, \xi_1, \xi_2, \xi_3, \xi_4) h_2(\xi_1) h_2(\xi_2) h_2(\xi_3) h_2(\xi_4). \quad (122)$$

The computation of  $\tilde{\Phi}^{(nm)}$  follows the method proposed by Voronovich, we consider successively the terms of order  $n + m = 1, 2, 3, 4$  in the previous expansion, and identify them with the equivalent order of the small-perturbation method. The expansion to the 4th order is required to take into account the interactions between the two surfaces.

## 9.1. Expansion of the scattering matrix according to the order

### 9.1.1. Order $\mathbf{n} + \mathbf{m} = 1$

We get for this order the expression :

$$\begin{aligned} & \int d^2\mathbf{r} \frac{d^2\xi}{(2\pi)^2} [1 - i(\alpha_0(\mathbf{p}) + \alpha_0(\mathbf{p}_0))h_1(\mathbf{r})] \tilde{\Phi}_u^{(0)}(\mathbf{p}, \mathbf{p}_0, \xi) \delta(\xi) \\ & + \int d^2\mathbf{r}' \frac{d^2\xi'}{(2\pi)^2} [1 - i(\alpha_0(\mathbf{p}) + \alpha_0(\mathbf{p}_0))h_2(\mathbf{r}')] \tilde{\Phi}_d^{(0)}(\mathbf{p}, \mathbf{p}_0, \xi') \delta(\xi'), \end{aligned} \quad (123)$$

after some calculations we obtain :

$$\begin{aligned} & (2\pi)^2 \delta(\mathbf{p} - \mathbf{p}_0) \left[ \tilde{\Phi}_u^{(0)}(\mathbf{p}, \mathbf{p}_0) + \tilde{\Phi}_d^{(0)}(\mathbf{p}, \mathbf{p}_0) \right] - i(\alpha_0(\mathbf{p}) + \alpha_0(\mathbf{p}_0)) \left[ \tilde{\Phi}_u^{(0)}(\mathbf{p}, \mathbf{p}_0) h_1(\mathbf{p} - \mathbf{p}_0) \right. \\ & \left. + \tilde{\Phi}_d^{(0)}(\mathbf{p}, \mathbf{p}_0) h_2(\mathbf{p} - \mathbf{p}_0) \right], \end{aligned} \quad (124)$$

a comparison with the SPM leads to the expressions  $\tilde{\Phi}_u^{(0)}$  and  $\tilde{\Phi}_d^{(0)}$  in term of the known operators  $\overline{\mathbf{X}}^{(1)}$

$$\tilde{\Phi}_u^{(0)}(\mathbf{p}, \mathbf{p}_0) = \frac{i\alpha_0(\mathbf{p}_0)}{\alpha_0(\mathbf{p}) + \alpha_0(\mathbf{p}_0)} \overline{\mathbf{X}}_u^{(1)}(\mathbf{p}|\mathbf{p}_0), \quad (125)$$

$$\tilde{\Phi}_d^{(0)}(\mathbf{p}, \mathbf{p}_0) = \frac{i\alpha_0(\mathbf{p}_0)}{\alpha_0(\mathbf{p}) + \alpha_0(\mathbf{p}_0)} \overline{\mathbf{X}}_d^{(1)}(\mathbf{p}|\mathbf{p}_0). \quad (126)$$

Making use of the relation (42) we also obtain the following contributions to the order  $n + m = 2$

$$\tilde{\Phi}^{(20)} = -(\alpha_0(\mathbf{p}_0)\alpha_0(\mathbf{p}))^2 \tilde{\Phi}_u^{(0)} h_1 h_1, \quad (127)$$

$$\tilde{\Phi}^{(02)} = -(\alpha_0(\mathbf{p}_0)\alpha_0(\mathbf{p}))^2 \tilde{\Phi}_d^{(0)} h_2 h_2, \quad (128)$$

$$\tilde{\Phi}^{(11)12} = -(\alpha_0(\mathbf{p}_0)\alpha_0(\mathbf{p}))^2 \left( \tilde{\Phi}_u^{(0)} + \tilde{\Phi}_d^{(0)} \right) h_1 h_2, \quad (129)$$

$$\tilde{\Phi}^{(11)21} = -(\alpha_0(\mathbf{p}_0)\alpha_0(\mathbf{p}))^2 \left( \tilde{\Phi}_u^{(0)} + \tilde{\Phi}_d^{(0)} \right) h_2 h_1. \quad (130)$$

### 9.1.2. Order $\mathbf{n} + \mathbf{m} = 2$

The computation of the order 2 involves a power of  $h_1$  and  $h_2$  such that  $n + m = 2$ , moreover, the terms of order 1 in  $h$  Eqs. (93,94) must be replaced by terms of order 0 and 2, we then obtain

$$\begin{aligned} & \int d^2\mathbf{r} d^2\mathbf{r}' \frac{d^2\xi}{(2\pi)^2} \frac{d^2\xi'}{(2\pi)^2} \exp \left[ -i(\mathbf{p} - \mathbf{p}_0 - \xi) \cdot \mathbf{r} - i(\mathbf{p} - \mathbf{p}_0 - \xi') \cdot \mathbf{r}' \right] \\ & \exp \left[ -i(\alpha_0(\mathbf{p}) + \alpha_0(\mathbf{p}_0))(h_1(\mathbf{r}) + h_2(\mathbf{r}')) \right] \times [\text{Eq. (92) + Eqs. (95-98)}]. \end{aligned} \quad (131)$$

After integration and introducing Eqs. (127-130), we obtain the result

$$\begin{aligned} & \int \frac{d^2 \mathbf{p}_1}{(2\pi)^2} \left[ -\frac{(\alpha_0(\mathbf{p}) + \alpha_0(\mathbf{p}_0))^2}{2} (\tilde{\Phi}_u^{(0)}(\mathbf{p}, \mathbf{p}_0) + \tilde{\Phi}_d^{(0)}(\mathbf{p}, \mathbf{p}_0)) \right. \\ & \left. + \tilde{\Phi}^{(11)12}(\mathbf{p}, \mathbf{p}_0, \mathbf{p} - \mathbf{p}_1, \mathbf{p}_1 - \mathbf{p}_0) \right] h_1(\mathbf{p} - \mathbf{p}_1) h_2(\mathbf{p}_1 - \mathbf{p}_0) \end{aligned} \quad (132)$$

$$\begin{aligned} & + \int \frac{d^2 \mathbf{p}_1}{(2\pi)^2} \left[ -\frac{(\alpha_0(\mathbf{p}) + \alpha_0(\mathbf{p}_0))^2}{2} (\tilde{\Phi}_u^{(0)}(\mathbf{p}, \mathbf{p}_0) + \tilde{\Phi}_d^{(0)}(\mathbf{p}, \mathbf{p}_0)) \right. \\ & \left. + \tilde{\Phi}^{(11)21}(\mathbf{p}, \mathbf{p}_0, \mathbf{p} - \mathbf{p}_1, \mathbf{p}_1 - \mathbf{p}_0) \right] h_2(\mathbf{p} - \mathbf{p}_1) h_1(\mathbf{p}_1 - \mathbf{p}_0) \end{aligned} \quad (133)$$

$$\begin{aligned} & + \int \frac{d^2 \mathbf{p}_1}{(2\pi)^2} \left[ -\frac{(\alpha_0(\mathbf{p}) + \alpha_0(\mathbf{p}_0))^2}{2} \tilde{\Phi}_u^{(0)}(\mathbf{p}, \mathbf{p}_0) \right. \\ & \left. + \tilde{\Phi}^{(20)}(\mathbf{p}, \mathbf{p}_0, \mathbf{p} - \mathbf{p}_1, \mathbf{p}_1 - \mathbf{p}_0) \right] h_1(\mathbf{p} - \mathbf{p}_1) h_1(\mathbf{p}_1 - \mathbf{p}_0) \end{aligned} \quad (134)$$

$$\begin{aligned} & + \int \frac{d^2 \mathbf{p}_1}{(2\pi)^2} \left[ -\frac{(\alpha_0(\mathbf{p}) + \alpha_0(\mathbf{p}_0))^2}{2} \tilde{\Phi}_d^{(0)}(\mathbf{p}, \mathbf{p}_0) \right. \\ & \left. + \tilde{\Phi}^{(02)}(\mathbf{p}, \mathbf{p}_0, \mathbf{p} - \mathbf{p}_1, \mathbf{p}_1 - \mathbf{p}_0) \right] h_2(\mathbf{p} - \mathbf{p}_1) h_2(\mathbf{p}_1 - \mathbf{p}_0). \end{aligned} \quad (135)$$

From this expansion we can derive the expressions of  $\tilde{\Phi}^{(nm)}$  in terms of the matrices  $\tilde{\mathbf{X}}$  obtained in SPM. In the above expression the last two terms Eqs. (134,135) must be identified with  $\overline{\mathbf{R}}^{(20)}$  and  $\overline{\mathbf{R}}^{(02)}$ , see Eqs. (35,36) in Ref [25], we deduce

$$\tilde{\Phi}^{(20)}(\mathbf{p}, \mathbf{p}_0, \mathbf{p}_1) = \frac{(\alpha_0(\mathbf{p}) + \alpha_0(\mathbf{p}_0))^2}{2} \tilde{\Phi}_u^{(0)}(\mathbf{p}, \mathbf{p}_0) + \alpha_0(\mathbf{p}_0) \overline{\mathbf{X}}^{(20)}(\mathbf{p}|\mathbf{p}_1|\mathbf{p}_0), \quad (136)$$

$$\tilde{\Phi}^{(02)}(\mathbf{p}, \mathbf{p}_0, \mathbf{p}_1) = \frac{(\alpha_0(\mathbf{p}) + \alpha_0(\mathbf{p}_0))^2}{2} \tilde{\Phi}_d^{(0)}(\mathbf{p}, \mathbf{p}_0) + \alpha(\mathbf{p}_0) \overline{\mathbf{X}}^{(02)}(\mathbf{p}|\mathbf{p}_1|\mathbf{p}_0). \quad (137)$$

We know with the reduction formula (42) that a term of order 20 can be decomposed into a term of order 1 and a term of order 3, for example

$$\tilde{\Phi}^{(10)}(\mathbf{p}, \mathbf{p}_0, \mathbf{p}_1) = \frac{i}{\alpha_0(\mathbf{p}) + \alpha_0(\mathbf{p}_0)} \tilde{\Phi}^{(20)}(\mathbf{p}, \mathbf{p}_0, \mathbf{p} - \mathbf{p}_1, \mathbf{p}_1 - \mathbf{p}_0), \quad (138)$$

and from Eqs. (125,126) the first order terms give for  $\tilde{\Phi}^{(10)}$  and  $\tilde{\Phi}^{(01)}$  an expression in terms of the known operators  $\overline{\mathbf{X}}_u^{(1)}$ ,  $\overline{\mathbf{X}}_d^{(1)}$ ,  $\overline{\mathbf{X}}^{(20)}$ ,  $\overline{\mathbf{X}}^{(02)}$

$$\tilde{\Phi}^{(10)}(\mathbf{p}, \mathbf{p}_0, \mathbf{p}_1) = \frac{i\alpha_0(\mathbf{p}_0)}{\alpha_0(\mathbf{p}) + \alpha_0(\mathbf{p}_0)} \left[ \overline{\mathbf{X}}^{(20)}(\mathbf{p}|\mathbf{p}_1|\mathbf{p}_0) + i\frac{1}{2}(\alpha_0(\mathbf{p}) + \alpha_0(\mathbf{p}_0)) \overline{\mathbf{X}}_u^{(1)}(\mathbf{p}|\mathbf{p}_0) \right], \quad (139)$$

$$\tilde{\Phi}^{(01)}(\mathbf{p}, \mathbf{p}_0, \mathbf{p}_1) = \frac{i\alpha_0(\mathbf{p}_0)}{\alpha_0(\mathbf{p}) + \alpha_0(\mathbf{p}_0)} \left[ \overline{\mathbf{X}}^{(02)}(\mathbf{p}|\mathbf{p}_1|\mathbf{p}_0) + i\frac{1}{2}(\alpha_0(\mathbf{p}) + \alpha_0(\mathbf{p}_0)) \overline{\mathbf{X}}_d^{(1)}(\mathbf{p}|\mathbf{p}_0) \right]. \quad (140)$$



Extra terms of order 3 can be deduced<sup>5</sup>

$$\tilde{\Phi}_2^{(30)} = -i(\alpha_0(\mathbf{p}) + \alpha_0(\mathbf{p}_0))\tilde{\Phi}^{(20)} h_1 h_1 h_1, \quad (141)$$

$$\tilde{\Phi}_2^{(03)} = -i(\alpha_0(\mathbf{p}) + \alpha_0(\mathbf{p}_0))\tilde{\Phi}^{(02)} h_2 h_2 h_2, \quad (142)$$

$$\tilde{\Phi}_2^{(21)112} = -i(\alpha_0(\mathbf{p}) + \alpha_0(\mathbf{p}_0))\tilde{\Phi}^{(20)} h_1 h_1 h_2, \quad (143)$$

$$\tilde{\Phi}_2^{(21)211} = -i(\alpha_0(\mathbf{p}) + \alpha_0(\mathbf{p}_0))\tilde{\Phi}^{(20)} h_2 h_1 h_1, \quad (144)$$

$$\tilde{\Phi}_2^{(12)122} = -i(\alpha_0(\mathbf{p}) + \alpha_0(\mathbf{p}_0))\tilde{\Phi}^{(02)} h_1 h_2 h_2, \quad (145)$$

$$\tilde{\Phi}_2^{(12)221} = -i(\alpha_0(\mathbf{p}) + \alpha_0(\mathbf{p}_0))\tilde{\Phi}^{(02)} h_2 h_2 h_1. \quad (146)$$

For the first two terms in Eqs. (132,133) we can make an identification with  $\overline{\mathbf{R}}^{(11)}$ , (see Eq. (34) in Ref [25]), they give

$$\begin{aligned} \tilde{\Phi}^{(11)12}(\mathbf{p}, \mathbf{p}_0, \mathbf{p}_1) &= \alpha_0(\mathbf{p}_0)\overline{\mathbf{X}}^{(11)12}(\mathbf{p}|\mathbf{p}_1|\mathbf{p}_0) \\ &\quad + \frac{1}{2}(\alpha_0(\mathbf{p}) + \alpha_0(\mathbf{p}_0))^2(\tilde{\Phi}_u^{(0)}(\mathbf{p}|\mathbf{p}_0) + \tilde{\Phi}_d^{(0)}(\mathbf{p}|\mathbf{p}_0)), \end{aligned} \quad (147)$$

$$\begin{aligned} \tilde{\Phi}^{(11)21}(\mathbf{p}, \mathbf{p}_0, \mathbf{p}_1) &= \alpha_0(\mathbf{p}_0)\overline{\mathbf{X}}^{(11)21}(\mathbf{p}|\mathbf{p}_1|\mathbf{p}_0) \\ &\quad + \frac{1}{2}(\alpha_0(\mathbf{p}) + \alpha_0(\mathbf{p}_0))^2(\tilde{\Phi}_u^{(0)}(\mathbf{p}|\mathbf{p}_0) + \tilde{\Phi}_d^{(0)}(\mathbf{p}|\mathbf{p}_0)). \end{aligned} \quad (148)$$

Here, we notice that the relation (42) linking the orders  $n-1, n, n+1$ , and the formula (138) for one surface can be extended to the case of 2 surfaces, for example

$$\tilde{\Phi}^{(10)}(\mathbf{p}, \mathbf{p}_0, \mathbf{p}_1) = \frac{i}{\alpha_0(\mathbf{p}) + \alpha_0(\mathbf{p}_0)}\tilde{\Phi}^{(11)12}(\mathbf{p}, \mathbf{p}_0, \mathbf{p} - \mathbf{p}_1, \mathbf{p}_1 - \mathbf{p}_0), \quad (149)$$

where in the calculations we keep all the terms of  $\tilde{\Phi}^{(11)}$  giving a contribution to  $\tilde{\Phi}^{(10)}$  and  $\tilde{\Phi}^{(01)}$ .

We see that Eqs. (147,148) give new contributions to the order  $n+m=3$ , they have to be included in the next approximation otherwise these contributions will be missing in the calculations of the coupling between the two surfaces at higher order.

$$\tilde{\Phi}_2^{(21)112} = -i(\alpha_0(\mathbf{p}) + \alpha_0(\mathbf{p}_0))\tilde{\Phi}^{(11)12} h_1 h_1 h_2, \quad (150)$$

$$\tilde{\Phi}_2^{(21)121} = -i(\alpha_0(\mathbf{p}) + \alpha_0(\mathbf{p}_0))\left[\tilde{\Phi}^{(11)12} + \tilde{\Phi}^{(11)21}\right] h_1 h_2 h_1, \quad (151)$$

$$\tilde{\Phi}_2^{(21)211} = -i(\alpha_0(\mathbf{p}) + \alpha_0(\mathbf{p}_0))\tilde{\Phi}^{(11)21} h_2 h_1 h_1, \quad (152)$$

$$\tilde{\Phi}_2^{(12)221} = -i(\alpha_0(\mathbf{p}) + \alpha_0(\mathbf{p}_0))\tilde{\Phi}^{(11)21} h_2 h_2 h_1, \quad (153)$$

$$\tilde{\Phi}_2^{(12)212} = -i(\alpha_0(\mathbf{p}) + \alpha_0(\mathbf{p}_0))\left[\tilde{\Phi}^{(11)12} + \tilde{\Phi}^{(11)21}\right] h_2 h_1 h_2, \quad (154)$$

$$\tilde{\Phi}_2^{(12)122} = -i(\alpha_0(\mathbf{p}) + \alpha_0(\mathbf{p}_0))\tilde{\Phi}^{(11)12} h_1 h_1 h_2, \quad (155)$$

---

5. We introduce in  $\tilde{\Phi}$  a lower index to make reference to the origin of their order when a confusion is possible.

next we add Eqs. (143-146), and we get the following terms to be included in the next order.

$$\tilde{\Phi}_2^{(21)112} = -i(\alpha_0(\mathbf{p}) + \alpha_0(\mathbf{p}_0)) \left[ \tilde{\Phi}^{(20)} + \tilde{\Phi}^{(11)12} \right] h_1 h_1 h_2, \quad (156)$$

$$\tilde{\Phi}_2^{(21)121} = -i(\alpha_0(\mathbf{p}) + \alpha_0(\mathbf{p}_0)) \left[ \tilde{\Phi}^{(11)12} + \tilde{\Phi}^{(11)21} \right] h_1 h_2 h_1, \quad (157)$$

$$\tilde{\Phi}_2^{(21)211} = -i(\alpha_0(\mathbf{p}) + \alpha_0(\mathbf{p}_0)) \left[ \tilde{\Phi}^{(20)} + \tilde{\Phi}^{(11)21} \right] h_2 h_1 h_1, \quad (158)$$

$$\tilde{\Phi}_2^{(12)221} = -i(\alpha_0(\mathbf{p}) + \alpha_0(\mathbf{p}_0)) \left[ \tilde{\Phi}^{(02)} + \tilde{\Phi}^{(11)21} \right] h_2 h_2 h_1, \quad (159)$$

$$\tilde{\Phi}_2^{(12)212} = -i(\alpha_0(\mathbf{p}) + \alpha_0(\mathbf{p}_0)) \left[ \tilde{\Phi}^{(11)12} + \tilde{\Phi}^{(11)21} \right] h_2 h_1 h_2, \quad (160)$$

$$\tilde{\Phi}_2^{(12)122} = -i(\alpha_0(\mathbf{p}) + \alpha_0(\mathbf{p}_0)) \left[ \tilde{\Phi}^{(02)} + \tilde{\Phi}^{(11)12} \right] h_1 h_1 h_2. \quad (161)$$

### 9.1.3. Order $\mathbf{n} + \mathbf{m} = \mathbf{3}$

We have to collect in Eqs. (92-122) all the terms up to the order 3 in  $h$ , excepted those of power 2, and add Eqs. (141,142), Eqs. (156-161) obtained from the order 2, we get the contributions

$$\int d^2\mathbf{r} d^2\mathbf{r}' \frac{d^2\xi}{(2\pi)^2} \frac{d^2\xi'}{(2\pi)^2} \exp \left[ -i(\mathbf{p} - \mathbf{p}_0 - \xi) \cdot \mathbf{r} - i(\mathbf{p} - \mathbf{p}_0 - \xi') \cdot \mathbf{r}' \right] \quad (162)$$

$$\times \exp \left[ -i(\alpha_0(\mathbf{p}) + \alpha_0(\mathbf{p}_0))(h_1(\mathbf{r}) + h_2(\mathbf{r}')) \right] \times [\text{Eqs. (92-94) + Eqs. (99-106)}],$$

after some calculations (162) gives :

$$\int d^2\xi_1 d^2\xi_2 d^2\xi_3 \delta(\mathbf{p} - \mathbf{p}_0 - \xi_1 - \xi_2 - \xi_3) \left[ \right.$$

$$-\frac{i}{3!}(\alpha_0(\mathbf{p}) + \alpha_0(\mathbf{p}_0))^3 \left[ \left[ \tilde{\Phi}_u^{(0)}(\mathbf{p}, \mathbf{p}_0) + \tilde{\Phi}_d^{(0)}(\mathbf{p}, \mathbf{p}_0) \right] \right.$$

$$\left. \{ h_1(\xi_1)h_1(\xi_2)h_2(\xi_3) + h_1(\xi_1)h_2(\xi_2)h_1(\xi_3) + h_2(\xi_1)h_1(\xi_2)h_1(\xi_3) \right.$$

$$+ h_1(\xi_1)h_2(\xi_2)h_2(\xi_3) + h_2(\xi_1)h_1(\xi_2)h_2(\xi_3) + h_2(\xi_1)h_2(\xi_2)h_1(\xi_3) \}$$

$$\left. + h_1(\xi_1)h_1(\xi_2)h_1(\xi_3)\tilde{\Phi}_u^{(0)}(\mathbf{p}, \mathbf{p}_0) + h_2(\xi_1)h_2(\xi_2)h_2(\xi_3)\tilde{\Phi}_d^{(0)}(\mathbf{p}, \mathbf{p}_0) \right] \quad (163)$$

$$-\frac{1}{2!}(\alpha_0(\mathbf{p}) + \alpha_0(\mathbf{p}_0))^2 \tilde{\Phi}^{(10)}(\mathbf{p}, \mathbf{p}_0, \xi_1) \{ h_1(\xi_1)h_1(\xi_2)h_1(\xi_3) + h_1(\xi_1)h_2(\xi_2)h_1(\xi_3) \}$$

$$+ h_2(\xi_2)h_2(\xi_3)h_1(\xi_1) + h_1(\xi_1)h_2(\xi_2)h_2(\xi_3)$$

$$+ h_1(\xi_1)h_1(\xi_2)h_2(\xi_3) + h_2(\xi_2)h_1(\xi_3)h_1(\xi_1) \} \quad (164)$$

$$-\frac{1}{2!}(\alpha_0(\mathbf{p}) + \alpha_0(\mathbf{p}_0))^2 \tilde{\Phi}^{(01)}(\mathbf{p}, \mathbf{p}_0, \xi_1) \{ h_2(\xi_1)h_2(\xi_2)h_2(\xi_3) + h_1(\xi_2)h_1(\xi_3)h_2(\xi_1) \}$$

$$+ h_2(\xi_1)h_1(\xi_3)h_2(\xi_2) + h_2(\xi_1)h_1(\xi_2)h_1(\xi_3)$$

$$+ h_2(\xi_1)h_2(\xi_2)h_1(\xi_3) + h_1(\xi_3)h_2(\xi_1)h_2(\xi_2) \} \quad (165)$$

$$+ \left[ \tilde{\Phi}^{(21)112} + \tilde{\Phi}_2^{(21)112} \right] (\mathbf{p}, \mathbf{p}_0, \xi_1, \xi_2, \xi_3) h_1(\xi_1) h_1(\xi_2) h_2(\xi_3) \quad (166)$$

$$+ \left[ \tilde{\Phi}^{(21)121} + \tilde{\Phi}_2^{(21)121} \right] (\mathbf{p}, \mathbf{p}_0, \xi_1, \xi_2, \xi_3) h_1(\xi_1) h_2(\xi_3) h_1(\xi_2) \quad (167)$$

$$+ \left[ \tilde{\Phi}^{(21)211} + \tilde{\Phi}_2^{(21)211} \right] (\mathbf{p}, \mathbf{p}_0, \xi_1, \xi_2, \xi_3) h_2(\xi_3) h_1(\xi_1) h_1(\xi_2) \quad (168)$$

$$+ \left[ \tilde{\Phi}^{(12)221} + \tilde{\Phi}_2^{(12)221} \right] (\mathbf{p}, \mathbf{p}_0, \xi_1, \xi_2, \xi_3) h_2(\xi_1) h_2(\xi_2) h_1(\xi_3) \quad (169)$$

$$+ \left[ \tilde{\Phi}^{(12)212} + \tilde{\Phi}_2^{(12)212} \right] (\mathbf{p}, \mathbf{p}_0, \xi_1, \xi_2, \xi_3) h_2(\xi_1) h_1(\xi_3) h_2(\xi_2) \quad (170)$$

$$+ \left[ \tilde{\Phi}^{(12)122} + \tilde{\Phi}_2^{(12)122} \right] (\mathbf{p}, \mathbf{p}_0, \xi_1, \xi_2, \xi_3) h_1(\xi_3) h_2(\xi_1) h_2(\xi_2) \quad (171)$$

$$+ \left[ \tilde{\Phi}^{(30)} + \tilde{\Phi}_2^{(30)} \right] (\mathbf{p}, \mathbf{p}_0, \xi_1, \xi_2, \xi_3) h_1(\xi_1) h_1(\xi_2) h_1(\xi_3) \quad (172)$$

$$+ \left[ \tilde{\Phi}^{(03)} + \tilde{\Phi}_2^{(03)} \right] (\mathbf{p}, \mathbf{p}_0, \xi_1, \xi_2, \xi_3) h_2(\xi_1) h_2(\xi_2) h_2(\xi_3) \quad (173)$$

where the operators  $\tilde{\Phi}_2^{(03)}$  and  $\tilde{\Phi}_2^{(30)}$  are given by Eqs. (141-142),  $\tilde{\Phi}_2^{(12)ijk}$  and  $\tilde{\Phi}_2^{(21)ijk}$  by Eqs. (156-161),  $\tilde{\Phi}^{(10)}$  and  $\tilde{\Phi}^{(01)}$  by Eqs. (139,140),  $\tilde{\Phi}_u^{(0)}$  and  $\tilde{\Phi}_d^{(0)}$  by Eqs. (125,126).

Reordering the previous expression with respect to the  $h_i$  products leads to:

$$\int d^2\xi_1 d^2\xi_2 d^2\xi_3 \delta(\mathbf{p} - \mathbf{p}_0 - \xi_1 - \xi_2 - \xi_3) \left[ \begin{aligned} & \left\{ -\frac{i}{3!}(\alpha_0(\mathbf{p}) + \alpha_0(\mathbf{p}_0))^3 \tilde{\Phi}_u^{(0)}(\mathbf{p}, \mathbf{p}_0) - \frac{1}{2!}(\alpha_0(\mathbf{p}) + \alpha_0(\mathbf{p}_0))^2 \tilde{\Phi}^{(10)}(\mathbf{p}, \mathbf{p}_0, \xi_3) \right. \\ & \left. + \tilde{\Phi}^{(30)}(\mathbf{p}, \mathbf{p}_0, \xi_1, \xi_2, \xi_3) + \tilde{\Phi}_2^{(30)}(\mathbf{p}, \mathbf{p}_0, \xi_1, \xi_2, \xi_3) \right\} h_1(\xi_1) h_1(\xi_2) h_1(\xi_3) \end{aligned} \right] \quad (174)$$

$$\left[ \begin{aligned} & \left\{ -\frac{i}{3!}(\alpha_0(\mathbf{p}) + \alpha_0(\mathbf{p}_0))^3 \tilde{\Phi}_d^{(0)}(\mathbf{p}, \mathbf{p}_0) - \frac{1}{2!}(\alpha_0(\mathbf{p}) + \alpha_0(\mathbf{p}_0))^2 \tilde{\Phi}^{(01)}(\mathbf{p}, \mathbf{p}_0, \xi_3) \right. \\ & \left. + \tilde{\Phi}^{(03)}(\mathbf{p}, \mathbf{p}_0, \xi_1, \xi_2, \xi_3) + \tilde{\Phi}_2^{(03)}(\mathbf{p}, \mathbf{p}_0, \xi_1, \xi_2, \xi_3) \right\} h_2(\xi_1) h_2(\xi_2) h_2(\xi_3) \end{aligned} \right] \quad (175)$$

$$\left[ \begin{aligned} & \left\{ -\frac{i}{3!}(\alpha_0(\mathbf{p}) + \alpha_0(\mathbf{p}_0))^3 \left[ \tilde{\Phi}_u^{(0)}(\mathbf{p}, \mathbf{p}_0) + \tilde{\Phi}_d^{(0)}(\mathbf{p}, \mathbf{p}_0) \right] \right. \\ & - \frac{1}{2!}(\alpha_0(\mathbf{p}) + \alpha_0(\mathbf{p}_0))^2 \left[ \tilde{\Phi}^{(10)}(\mathbf{p}, \mathbf{p}_0, \xi_3) + \tilde{\Phi}^{(01)}(\mathbf{p}, \mathbf{p}_0, \xi_3) \right] \\ & \left. + \tilde{\Phi}^{(21)112}(\mathbf{p}, \mathbf{p}_0, \xi_1, \xi_2, \xi_3) + \tilde{\Phi}_2^{(21)112}(\mathbf{p}, \mathbf{p}_0, \xi_1, \xi_2, \xi_3) \right\} h_1(\xi_1) h_1(\xi_2) h_2(\xi_3) \end{aligned} \right] \quad (176)$$

$$\left[ \begin{aligned} & \left\{ -\frac{i}{3!}(\alpha_0(\mathbf{p}) + \alpha_0(\mathbf{p}_0))^3 \left[ \tilde{\Phi}_u^{(0)}(\mathbf{p}, \mathbf{p}_0) + \tilde{\Phi}_d^{(0)}(\mathbf{p}, \mathbf{p}_0) \right] \right. \\ & - \frac{1}{2!}(\alpha_0(\mathbf{p}) + \alpha_0(\mathbf{p}_0))^2 \tilde{\Phi}^{(10)}(\mathbf{p}, \mathbf{p}_0, \xi_3) \\ & \left. + \tilde{\Phi}^{(21)121}(\mathbf{p}, \mathbf{p}_0, \xi_1, \xi_2, \xi_3) + \tilde{\Phi}_2^{(21)121}(\mathbf{p}, \mathbf{p}_0, \xi_1, \xi_2, \xi_3) \right\} h_1(\xi_1) h_2(\xi_3) h_1(\xi_2) \end{aligned} \right] \quad (177)$$

$$\left[ \begin{aligned} & \left\{ -\frac{i}{3!}(\alpha_0(\mathbf{p}) + \alpha_0(\mathbf{p}_0))^3 \left[ \tilde{\Phi}_u^{(0)}(\mathbf{p}, \mathbf{p}_0) + \tilde{\Phi}_d^{(0)}(\mathbf{p}, \mathbf{p}_0) \right] \right. \\ & - \frac{1}{2!}(\alpha_0(\mathbf{p}) + \alpha_0(\mathbf{p}_0))^2 \left[ \tilde{\Phi}^{(10)}(\mathbf{p}, \mathbf{p}_0, \xi_3) + \tilde{\Phi}^{(01)}(\mathbf{p}, \mathbf{p}_0, \xi_3) \right] \\ & \left. + \tilde{\Phi}^{(21)211}(\mathbf{p}, \mathbf{p}_0, \xi_1, \xi_2, \xi_3) + \tilde{\Phi}_2^{(21)211}(\mathbf{p}, \mathbf{p}_0, \xi_1, \xi_2, \xi_3) \right\} h_2(\xi_3) h_1(\xi_1) h_1(\xi_2) \end{aligned} \right] \quad (178)$$

$$\left[ \begin{aligned} & \left\{ -\frac{i}{3!}(\alpha_0(\mathbf{p}) + \alpha_0(\mathbf{p}_0))^3 \left[ \tilde{\Phi}_u^{(0)}(\mathbf{p}, \mathbf{p}_0) + \tilde{\Phi}_d^{(0)}(\mathbf{p}, \mathbf{p}_0) \right] \right. \\ & - \frac{1}{2!}(\alpha_0(\mathbf{p}) + \alpha_0(\mathbf{p}_0))^2 \tilde{\Phi}^{(01)}(\mathbf{p}, \mathbf{p}_0, \xi_3) \\ & \left. + \tilde{\Phi}^{(12)212}(\mathbf{p}, \mathbf{p}_0, \xi_1, \xi_2, \xi_3) + \tilde{\Phi}_2^{(12)212}(\mathbf{p}, \mathbf{p}_0, \xi_1, \xi_2, \xi_3) \right\} h_2(\xi_1) h_1(\xi_3) h_2(\xi_2) \end{aligned} \right] \quad (179)$$

$$\left[ \begin{aligned} & \left\{ -\frac{i}{3!}(\alpha_0(\mathbf{p}) + \alpha_0(\mathbf{p}_0))^3 \left[ \tilde{\Phi}_u^{(0)}(\mathbf{p}, \mathbf{p}_0) + \tilde{\Phi}_d^{(0)}(\mathbf{p}, \mathbf{p}_0) \right] \right. \\ & - \frac{1}{2!}(\alpha_0(\mathbf{p}) + \alpha_0(\mathbf{p}_0))^2 \left[ \tilde{\Phi}^{(10)}(\mathbf{p}, \mathbf{p}_0, \xi_3) + \tilde{\Phi}^{(01)}(\mathbf{p}, \mathbf{p}_0, \xi_3) \right] \\ & \left. + \tilde{\Phi}^{(12)221}(\mathbf{p}, \mathbf{p}_0, \xi_1, \xi_2, \xi_3) + \tilde{\Phi}_2^{(12)221}(\mathbf{p}, \mathbf{p}_0, \xi_1, \xi_2, \xi_3) \right\} h_2(\xi_1) h_2(\xi_2) h_1(\xi_3) \end{aligned} \right] \quad (180)$$

$$\left[ \begin{aligned} & \left\{ -\frac{i}{3!}(\alpha_0(\mathbf{p}) + \alpha_0(\mathbf{p}_0))^3 \left[ \tilde{\Phi}_u^{(0)}(\mathbf{p}, \mathbf{p}_0) + \tilde{\Phi}_d^{(0)}(\mathbf{p}, \mathbf{p}_0) \right] \right. \\ & - \frac{1}{2!}(\alpha_0(\mathbf{p}) + \alpha_0(\mathbf{p}_0))^2 \left[ \tilde{\Phi}^{(10)}(\mathbf{p}, \mathbf{p}_0, \xi_3) + \tilde{\Phi}^{(01)}(\mathbf{p}, \mathbf{p}_0, \xi_3) \right] \\ & \left. + \tilde{\Phi}^{(12)122}(\mathbf{p}, \mathbf{p}_0, \xi_1, \xi_2, \xi_3) + \tilde{\Phi}_2^{(12)122}(\mathbf{p}, \mathbf{p}_0, \xi_1, \xi_2, \xi_3) \right\} h_1(\xi_3) h_2(\xi_1) h_2(\xi_2) \right] . \quad (181)$$

In order to identify the different terms with the operators  $\overline{\mathbf{R}}^{(nm)}$  (see Eqs. (34-40) in Ref [25]) of the perturbative development we make the variable substitutions  $\boldsymbol{\xi}_1 = \mathbf{p} - \mathbf{p}_1$ ,  $\boldsymbol{\xi}_2 = \mathbf{p}_1 - \mathbf{p}_2$  and integrate the delta functions. Next, following the Voronovich method, we identify  $\tilde{\Phi}^{(30)}$  with  $\overline{\mathbf{R}}^{(30)}$  obtained in the SPM method and then deduce  $\tilde{\Phi}^{(20)}$ , similarly for  $\tilde{\Phi}^{(03)}$ . The terms of  $\tilde{\Phi}^{(21)}$  have to be identified to  $\overline{\mathbf{R}}^{(21)}$  and according to their heights values contribute to  $\tilde{\Phi}^{(20)}$  or  $\tilde{\Phi}^{(11)}$ , similarly for  $\tilde{\Phi}^{(12)}$ .

So in a first step we obtain :

$$\begin{aligned}\tilde{\Phi}^{(30)} &= \alpha_0(\mathbf{p}_0)\overline{\mathbf{X}}^{(30)} - \tilde{\Phi}_2^{(30)} + \frac{1}{2!}(\alpha_0(\mathbf{p}) + \alpha_0(\mathbf{p}_0))^2\tilde{\Phi}^{(10)} \\ &\quad + \frac{i}{3!}(\alpha_0(\mathbf{p}) + \alpha_0(\mathbf{p}_0))^3\tilde{\Phi}_u^{(0)},\end{aligned}\tag{182}$$

$$\begin{aligned}\tilde{\Phi}^{(03)} &= \alpha_0(\mathbf{p}_0)\overline{\mathbf{X}}^{(03)} - \tilde{\Phi}_2^{(03)} + \frac{1}{2!}(\alpha_0(\mathbf{p}) + \alpha_0(\mathbf{p}_0))^2\tilde{\Phi}^{(01)} \\ &\quad + \frac{i}{3!}(\alpha_0(\mathbf{p}) + \alpha_0(\mathbf{p}_0))^3\tilde{\Phi}_d^{(0)},\end{aligned}\tag{183}$$

$$\begin{aligned}\tilde{\Phi}^{(21)112} &= \alpha_0(\mathbf{p}_0)\overline{\mathbf{X}}^{(21)112} - \tilde{\Phi}_2^{(21)112} + \frac{1}{2!}(\alpha_0(\mathbf{p}) + \alpha_0(\mathbf{p}_0))^2\left[\tilde{\Phi}^{(10)} + \tilde{\Phi}^{(01)}\right] \\ &\quad + \frac{i}{3!}(\alpha_0(\mathbf{p}) + \alpha_0(\mathbf{p}_0))^3\left[\tilde{\Phi}_u^{(0)} + \tilde{\Phi}_d^{(0)}\right],\end{aligned}\tag{184}$$

$$\begin{aligned}\tilde{\Phi}^{(21)121} &= \alpha_0(\mathbf{p}_0)\overline{\mathbf{X}}^{(21)121} - \tilde{\Phi}_2^{(21)121} + \frac{1}{2!}(\alpha_0(\mathbf{p}) + \alpha_0(\mathbf{p}_0))^2\tilde{\Phi}^{(10)} \\ &\quad + \frac{i}{3!}(\alpha_0(\mathbf{p}) + \alpha_0(\mathbf{p}_0))^3\left[\tilde{\Phi}_u^{(0)} + \tilde{\Phi}_d^{(0)}\right],\end{aligned}\tag{185}$$

$$\begin{aligned}\tilde{\Phi}^{(21)211} &= \alpha_0(\mathbf{p}_0)\overline{\mathbf{X}}^{(21)211} - \tilde{\Phi}_2^{(21)211} + \frac{1}{2!}(\alpha_0(\mathbf{p}) + \alpha_0(\mathbf{p}_0))^2\left[\tilde{\Phi}^{(10)} + \tilde{\Phi}^{(01)}\right] \\ &\quad + \frac{i}{3!}(\alpha_0(\mathbf{p}) + \alpha_0(\mathbf{p}_0))^3\left[\tilde{\Phi}_u^{(0)} + \tilde{\Phi}_d^{(0)}\right],\end{aligned}\tag{186}$$

$$\begin{aligned}\tilde{\Phi}^{(12)212} &= \alpha_0(\mathbf{p}_0)\overline{\mathbf{X}}^{(12)212} - \tilde{\Phi}_2^{(12)212} + \frac{1}{2!}(\alpha_0(\mathbf{p}) + \alpha_0(\mathbf{p}_0))^2\tilde{\Phi}^{(01)} \\ &\quad + \frac{i}{3!}(\alpha_0(\mathbf{p}) + \alpha_0(\mathbf{p}_0))^3\left[\tilde{\Phi}_u^{(0)} + \tilde{\Phi}_d^{(0)}\right],\end{aligned}\tag{187}$$

$$\begin{aligned}\tilde{\Phi}^{(12)221} &= \alpha_0(\mathbf{p}_0)\overline{\mathbf{X}}^{(12)221} - \tilde{\Phi}_2^{(12)221} + \frac{1}{2!}(\alpha_0(\mathbf{p}) + \alpha_0(\mathbf{p}_0))^2\left[\tilde{\Phi}^{(10)} + \tilde{\Phi}^{(01)}\right] \\ &\quad + \frac{i}{3!}(\alpha_0(\mathbf{p}) + \alpha_0(\mathbf{p}_0))^3\left[\tilde{\Phi}_u^{(0)} + \tilde{\Phi}_d^{(0)}\right],\end{aligned}\tag{188}$$

$$\begin{aligned}\tilde{\Phi}^{(12)122} &= \alpha_0(\mathbf{p}_0)\overline{\mathbf{X}}^{(12)122} - \tilde{\Phi}_2^{(12)122} + \frac{1}{2!}(\alpha_0(\mathbf{p}) + \alpha_0(\mathbf{p}_0))^2\left[\tilde{\Phi}^{(10)} + \tilde{\Phi}^{(01)}\right] \\ &\quad + \frac{i}{3!}(\alpha_0(\mathbf{p}) + \alpha_0(\mathbf{p}_0))^3\left[\tilde{\Phi}_u^{(0)} + \tilde{\Phi}_d^{(0)}\right],\end{aligned}\tag{189}$$

A second step consists to solve the above equations, giving the order 2 terms :

$$\begin{aligned}
\tilde{\Phi}^{(11)12}(\mathbf{p}, \mathbf{p}_0, \boldsymbol{\xi}_1, \boldsymbol{\xi}_2) = & \frac{i\alpha_0(\mathbf{p}_0)}{\alpha_0(\mathbf{p}) + \alpha_0(\mathbf{p}_0)} \left\{ \frac{1}{4} \left[ \overline{\mathbf{X}}^{(21)112}(\mathbf{p}|\boldsymbol{\xi}_1|\boldsymbol{\xi}_2|\mathbf{p}_0) + \overline{\mathbf{X}}^{(21)121}(\mathbf{p}|\boldsymbol{\xi}_1|\boldsymbol{\xi}_2|\mathbf{p}_0) \right. \right. \\
& \left. \left. + \overline{\mathbf{X}}^{(12)212}(\mathbf{p}|\boldsymbol{\xi}_1|\boldsymbol{\xi}_2|\mathbf{p}_0) + \overline{\mathbf{X}}^{(12)122}(\mathbf{p}|\boldsymbol{\xi}_1|\boldsymbol{\xi}_2|\mathbf{p}_0) \right] \right. \\
& + i(\alpha_0(\mathbf{p}) + \alpha_0(\mathbf{p}_0)) \left[ \frac{5}{8} \left( \overline{\mathbf{X}}^{(20)}(\mathbf{p}|\boldsymbol{\xi}_1|\mathbf{p}_0) + \overline{\mathbf{X}}^{(02)}(\mathbf{p}|\boldsymbol{\xi}_1|\mathbf{p}_0) \right) \right. \\
& \left. \left. + \overline{\mathbf{X}}^{(11)12}(\mathbf{p}|\boldsymbol{\xi}_1|\mathbf{p}_0) + \frac{1}{2}\overline{\mathbf{X}}^{(11)21}(\mathbf{p}|\boldsymbol{\xi}_1|\mathbf{p}_0) \right] \right. \\
& \left. - \frac{59}{48}(\alpha_0(\mathbf{p}) + \alpha_0(\mathbf{p}_0))^2 \left( \overline{\mathbf{X}}_u^{(1)}(\mathbf{p}|\mathbf{p}_0) + \overline{\mathbf{X}}_d^{(1)}(\mathbf{p}|\mathbf{p}_0) \right) \right\}, \quad (190)
\end{aligned}$$

$$\begin{aligned}
\tilde{\Phi}^{(11)21}(\mathbf{p}, \mathbf{p}_0, \boldsymbol{\xi}_1, \boldsymbol{\xi}_2) = & \frac{i\alpha_0(\mathbf{p}_0)}{\alpha_0(\mathbf{p}) + \alpha_0(\mathbf{p}_0)} \left\{ \frac{1}{4} \left[ \overline{\mathbf{X}}^{(21)121}(\mathbf{p}|\boldsymbol{\xi}_1|\boldsymbol{\xi}_2|\mathbf{p}_0) + \overline{\mathbf{X}}^{(21)211}(\mathbf{p}|\boldsymbol{\xi}_1|\boldsymbol{\xi}_2|\mathbf{p}_0) \right. \right. \\
& \left. \left. + \overline{\mathbf{X}}^{(12)221}(\mathbf{p}|\boldsymbol{\xi}_1|\boldsymbol{\xi}_2|\mathbf{p}_0) + \overline{\mathbf{X}}^{(12)212}(\mathbf{p}|\boldsymbol{\xi}_1|\boldsymbol{\xi}_2|\mathbf{p}_0) \right] \right. \\
& + i(\alpha_0(\mathbf{p}) + \alpha_0(\mathbf{p}_0)) \left[ \frac{5}{8} \left( \overline{\mathbf{X}}^{(20)}(\mathbf{p}|\boldsymbol{\xi}_1|\mathbf{p}_0) + \overline{\mathbf{X}}^{(02)}(\mathbf{p}|\boldsymbol{\xi}_1|\mathbf{p}_0) \right) \right. \\
& \left. \left. + \frac{1}{2}\overline{\mathbf{X}}^{(11)12}(\mathbf{p}|\boldsymbol{\xi}_1|\mathbf{p}_0) + \overline{\mathbf{X}}^{(11)21}(\mathbf{p}|\boldsymbol{\xi}_1|\mathbf{p}_0) \right] \right. \\
& \left. - \frac{59}{48}(\alpha_0(\mathbf{p}) + \alpha_0(\mathbf{p}_0))^2 \left( \overline{\mathbf{X}}_u^{(1)}(\mathbf{p}|\mathbf{p}_0) + \overline{\mathbf{X}}_d^{(1)}(\mathbf{p}|\mathbf{p}_0) \right) \right\}, \quad (191)
\end{aligned}$$

$$\begin{aligned}
\tilde{\Phi}^{(20)}(\mathbf{p}, \mathbf{p}_0, \boldsymbol{\xi}_1, \boldsymbol{\xi}_2) = & \frac{i\alpha_0(\mathbf{p}_0)}{\alpha_0(\mathbf{p}) + \alpha_0(\mathbf{p}_0)} \left\{ \overline{\mathbf{X}}^{(30)}(\mathbf{p}|\boldsymbol{\xi}_1|\boldsymbol{\xi}_2|\mathbf{p}_0) + i\frac{3}{2}(\alpha_0(\mathbf{p}) + \alpha_0(\mathbf{p}_0))\overline{\mathbf{X}}^{(20)}(\mathbf{p}|\boldsymbol{\xi}_1|\mathbf{p}_0) \right. \\
& \left. - \frac{11}{12}(\alpha_0(\mathbf{p}) + \alpha_0(\mathbf{p}_0))^2\overline{\mathbf{X}}_u^{(1)}(\mathbf{p}|\mathbf{p}_0) \right\}, \quad (192)
\end{aligned}$$

$$\begin{aligned}
\tilde{\Phi}^{(02)}(\mathbf{p}, \mathbf{p}_0, \boldsymbol{\xi}_1, \boldsymbol{\xi}_2) = & \frac{i\alpha_0(\mathbf{p}_0)}{\alpha_0(\mathbf{p}) + \alpha_0(\mathbf{p}_0)} \left\{ \overline{\mathbf{X}}^{(03)}(\mathbf{p}|\boldsymbol{\xi}_1|\boldsymbol{\xi}_2|\mathbf{p}_0) + i\frac{3}{2}(\alpha_0(\mathbf{p}) + \alpha_0(\mathbf{p}_0))\overline{\mathbf{X}}^{(02)}(\mathbf{p}|\boldsymbol{\xi}_1|\mathbf{p}_0) \right. \\
& \left. - \frac{11}{12}(\alpha_0(\mathbf{p}) + \alpha_0(\mathbf{p}_0))^2\overline{\mathbf{X}}_d^{(1)}(\mathbf{p}|\mathbf{p}_0) \right\}. \quad (193)
\end{aligned}$$

The expressions (190-193) contain the operators  $\overline{\mathbf{X}}$  already calculated.

In addition, Eqs. (182-189) will contribute also to the 4th order through the terms :

$$\tilde{\Phi}_3^{(22)1122} = -i(\alpha_0(\mathbf{p}) + \alpha_0(\mathbf{p}_0)) \left[ \tilde{\Phi}^{(21)112} + \tilde{\Phi}^{(12)122} \right], \quad (194)$$

$$\tilde{\Phi}_3^{(22)1221} = -i(\alpha_0(\mathbf{p}) + \alpha_0(\mathbf{p}_0)) \left[ \tilde{\Phi}^{(12)221} + \tilde{\Phi}^{(12)122} \right], \quad (195)$$

$$\tilde{\Phi}_3^{(22)1212} = -i(\alpha_0(\mathbf{p}) + \alpha_0(\mathbf{p}_0)) \left[ \tilde{\Phi}^{(21)121} + \tilde{\Phi}^{(12)212} \right], \quad (196)$$

$$\tilde{\Phi}_3^{(22)2112} = -i(\alpha_0(\mathbf{p}) + \alpha_0(\mathbf{p}_0)) \left[ \tilde{\Phi}^{(21)211} + \tilde{\Phi}^{(21)112} \right], \quad (197)$$

$$\tilde{\Phi}_3^{(22)2211} = -i(\alpha_0(\mathbf{p}) + \alpha_0(\mathbf{p}_0)) \left[ \tilde{\Phi}^{(21)211} + \tilde{\Phi}^{(12)221} \right], \quad (198)$$

$$\tilde{\Phi}_3^{(22)2121} = -i(\alpha_0(\mathbf{p}) + \alpha_0(\mathbf{p}_0)) \left[ \tilde{\Phi}^{(21)121} + \tilde{\Phi}^{(12)212} \right], \quad (199)$$

$$\tilde{\Phi}_3^{(13)1222} = -i(\alpha_0(\mathbf{p}) + \alpha_0(\mathbf{p}_0)) \left[ \tilde{\Phi}^{(12)122} + \tilde{\Phi}^{(03)} \right], \quad (200)$$

$$\tilde{\Phi}_3^{(13)2122} = -i(\alpha_0(\mathbf{p}) + \alpha_0(\mathbf{p}_0)) \left[ \tilde{\Phi}^{(12)212} + \tilde{\Phi}^{(12)122} \right], \quad (201)$$

$$\tilde{\Phi}_3^{(13)2212} = -i(\alpha_0(\mathbf{p}) + \alpha_0(\mathbf{p}_0)) \left[ \tilde{\Phi}^{(12)212} + \tilde{\Phi}^{(12)221} \right], \quad (202)$$

$$\tilde{\Phi}_3^{(13)2221} = -i(\alpha_0(\mathbf{p}) + \alpha_0(\mathbf{p}_0)) \left[ \tilde{\Phi}^{(12)221} + \tilde{\Phi}^{(03)} \right], \quad (203)$$

$$\tilde{\Phi}_3^{(31)1112} = -i(\alpha_0(\mathbf{p}) + \alpha_0(\mathbf{p}_0)) \left[ \tilde{\Phi}^{(21)112} + \tilde{\Phi}^{(30)} \right], \quad (204)$$

$$\tilde{\Phi}_3^{(31)1121} = -i(\alpha_0(\mathbf{p}) + \alpha_0(\mathbf{p}_0)) \left[ \tilde{\Phi}^{(21)121} + \tilde{\Phi}^{(21)112} \right], \quad (205)$$

$$\tilde{\Phi}_3^{(31)1211} = -i(\alpha_0(\mathbf{p}) + \alpha_0(\mathbf{p}_0)) \left[ \tilde{\Phi}^{(21)121} + \tilde{\Phi}^{(21)211} \right], \quad (206)$$

$$\tilde{\Phi}_3^{(31)2111} = -i(\alpha_0(\mathbf{p}) + \alpha_0(\mathbf{p}_0)) \left[ \tilde{\Phi}^{(21)211} + \tilde{\Phi}^{(30)} \right], \quad (207)$$

$$\tilde{\Phi}_3^{(40)} = -i(\alpha_0(\mathbf{p}) + \alpha_0(\mathbf{p}_0)) \tilde{\Phi}^{(30)}, \quad (208)$$

$$\tilde{\Phi}_3^{(04)} = -i(\alpha_0(\mathbf{p}) + \alpha_0(\mathbf{p}_0)) \tilde{\Phi}^{(03)}, \quad (209)$$

we recall that the lower index 3 refers to the original order of the terms.

#### 9.1.4. Order $\mathbf{n} + \mathbf{m} = 4$

This order will produce the expression of the operators to the order 3, namely,  $\tilde{\Phi}^{(21)}$ ,  $\tilde{\Phi}^{(12)}$ ,  $\tilde{\Phi}^{(30)}$ ,  $\tilde{\Phi}^{(03)}$ . In the  $\tilde{\Phi}$  expansion Eqs. (92-122) we have to retain the terms with  $n + m = 0, 1, 2, 4$ , and in Eq. (91) make a development in powers  $h_1 h_2$  up to 4, and also take into account contributions Eqs. (194-209) obtained from the previous order.

All together, we derive the expression :

$$\begin{aligned}
& \int d^2\xi_1 d^2\xi_2 d^2\xi_3 d^2\xi_4 \delta(\mathbf{p} - \mathbf{p}_0 - \xi_1 - \xi_2 - \xi_3 - \xi_4) \left\{ \right. \\
& \frac{1}{4!} (\alpha_0(\mathbf{p}) + \alpha_0(\mathbf{p}_0))^4 \left[ \left( \tilde{\Phi}_u^{(0)}(\mathbf{p}, \mathbf{p}_0) + \tilde{\Phi}_d^{(0)}(\mathbf{p}, \mathbf{p}_0) \right) \right. \\
& \left[ h_1(\xi_1)h_1(\xi_2)h_1(\xi_3)h_2(\xi_4) + h_1(\xi_1)h_1(\xi_2)h_2(\xi_3)h_1(\xi_4) \right. \\
& + h_1(\xi_1)h_2(\xi_2)h_1(\xi_3)h_1(\xi_4) + h_2(\xi_1)h_1(\xi_2)h_1(\xi_3)h_1(\xi_4) + h_1(\xi_1)h_1(\xi_2)h_2(\xi_3)h_2(\xi_4) \\
& + h_1(\xi_1)h_2(\xi_2)h_1(\xi_3)h_2(\xi_4) + h_2(\xi_1)h_1(\xi_2)h_1(\xi_3)h_2(\xi_4) + h_1(\xi_1)h_2(\xi_2)h_2(\xi_3)h_1(\xi_4) \\
& + h_2(\xi_1)h_1(\xi_2)h_2(\xi_3)h_1(\xi_4) + h_2(\xi_1)h_2(\xi_2)h_1(\xi_3)h_1(\xi_4) + h_1(\xi_1)h_2(\xi_2)h_2(\xi_3)h_2(\xi_4) \\
& + h_2(\xi_1)h_1(\xi_2)h_2(\xi_3)h_2(\xi_4) + h_2(\xi_1)h_2(\xi_2)h_1(\xi_3)h_2(\xi_4) + h_2(\xi_1)h_2(\xi_2)h_2(\xi_3)h_1(\xi_4) \left. \right] \\
& \left. + h_1(\xi_1)h_1(\xi_2)h_1(\xi_3)h_1(\xi_4)\tilde{\Phi}_u^{(0)}(\mathbf{p}, \mathbf{p}_0) + h_2(\xi_1)h_2(\xi_2)h_2(\xi_3)h_2(\xi_4)\tilde{\Phi}_d^{(0)}(\mathbf{p}, \mathbf{p}_0) \right] \quad (210)
\end{aligned}$$

$$\begin{aligned}
& + \frac{i}{3!} (\alpha_0(\mathbf{p}) + \alpha_0(\mathbf{p}_0))^3 \tilde{\Phi}^{(10)}(\mathbf{p}, \mathbf{p}_0, \xi_1) \\
& \left[ h_1(\xi_1)h_1(\xi_2)h_1(\xi_3)h_1(\xi_4) + h_1(\xi_1)h_1(\xi_2)h_1(\xi_3)h_2(\xi_4) + h_1(\xi_1)h_1(\xi_2)h_2(\xi_3)h_1(\xi_4) \right. \\
& + h_1(\xi_1)h_2(\xi_2)h_1(\xi_3)h_1(\xi_4) + h_2(\xi_1)h_1(\xi_2)h_1(\xi_3)h_1(\xi_4) + h_1(\xi_1)h_1(\xi_2)h_2(\xi_3)h_2(\xi_4) \\
& + h_1(\xi_1)h_2(\xi_2)h_1(\xi_3)h_2(\xi_4) + h_2(\xi_1)h_1(\xi_2)h_2(\xi_3)h_1(\xi_4) + h_1(\xi_1)h_2(\xi_2)h_2(\xi_3)h_1(\xi_4) \\
& \left. + h_2(\xi_1)h_2(\xi_2)h_1(\xi_3)h_1(\xi_4) + h_1(\xi_1)h_2(\xi_2)h_2(\xi_3)h_2(\xi_4) + h_2(\xi_1)h_2(\xi_2)h_2(\xi_3)h_1(\xi_4) \right] \quad (211)
\end{aligned}$$

$$\begin{aligned}
& + \frac{i}{3!} (\alpha_0(\mathbf{p}) + \alpha_0(\mathbf{p}_0))^3 \tilde{\Phi}^{(01)}(\mathbf{p}, \mathbf{p}_0, \xi_1) \\
& \left[ h_2(\xi_1)h_2(\xi_2)h_2(\xi_3)h_2(\xi_4) + h_2(\xi_1)h_2(\xi_2)h_2(\xi_3)h_1(\xi_4) + h_1(\xi_1)h_1(\xi_2)h_1(\xi_3)h_2(\xi_4) \right. \\
& + h_2(\xi_1)h_1(\xi_2)h_1(\xi_3)h_1(\xi_4) + h_1(\xi_1)h_1(\xi_2)h_2(\xi_3)h_2(\xi_4) + h_1(\xi_1)h_2(\xi_2)h_1(\xi_3)h_2(\xi_4) \\
& + h_2(\xi_1)h_1(\xi_2)h_1(\xi_3)h_2(\xi_4) + h_2(\xi_1)h_2(\xi_2)h_1(\xi_3)h_2(\xi_4) + h_2(\xi_1)h_1(\xi_2)h_2(\xi_3)h_1(\xi_4) \\
& \left. + h_2(\xi_1)h_2(\xi_2)h_1(\xi_3)h_1(\xi_4) + h_1(\xi_1)h_2(\xi_2)h_2(\xi_3)h_2(\xi_4) + h_2(\xi_1)h_1(\xi_2)h_2(\xi_3)h_2(\xi_4) \right] \quad (212)
\end{aligned}$$

$$\begin{aligned}
& - \frac{1}{2} (\alpha_0(\mathbf{p}) + \alpha_0(\mathbf{p}_0))^2 \tilde{\Phi}^{(11)12}(\mathbf{p}, \mathbf{p}_0, \xi_1, \xi_2) \\
& \left[ h_1(\xi_1)h_1(\xi_2)h_1(\xi_3)h_2(\xi_4) + h_2(\xi_1)h_1(\xi_2)h_2(\xi_3)h_1(\xi_4) + h_1(\xi_1)h_2(\xi_2)h_1(\xi_3)h_1(\xi_4) \right. \\
& + h_1(\xi_1)h_1(\xi_2)h_2(\xi_3)h_2(\xi_4) + h_1(\xi_1)h_2(\xi_2)h_1(\xi_3)h_2(\xi_4) + h_2(\xi_1)h_1(\xi_2)h_1(\xi_3)h_2(\xi_4) \\
& \left. + h_1(\xi_1)h_2(\xi_2)h_2(\xi_3)h_1(\xi_4) + h_1(\xi_1)h_2(\xi_2)h_2(\xi_3)h_2(\xi_4) + h_2(\xi_1)h_2(\xi_2)h_1(\xi_3)h_2(\xi_4) \right] \quad (213)
\end{aligned}$$





In the previous formula we collect the terms according to the ordered appearance of  $h_1$  and  $h_2$ , they are 16 such combinations. For the purpose to make the formulas shorter, we introduce the notations :

$$\begin{aligned}\Omega^0(\mathbf{p}, \mathbf{p}_0) &= \Omega_u^0(\mathbf{p}, \mathbf{p}_0) + \Omega_d^0(\mathbf{p}, \mathbf{p}_0) \\ &= \frac{1}{4!}(\alpha_0(\mathbf{p}) + \alpha_0(\mathbf{p}_0))^4 \left[ \tilde{\Phi}_u^{(0)}(\mathbf{p}, \mathbf{p}_0) + \tilde{\Phi}_d^{(0)}(\mathbf{p}, \mathbf{p}_0) \right],\end{aligned}\quad (233)$$

$$\Omega^{(10)}(\mathbf{p}, \mathbf{p}_0, \boldsymbol{\xi}_1) = \frac{i}{3!}(\alpha_0(\mathbf{p}) + \alpha_0(\mathbf{p}_0))^3 \tilde{\Phi}^{(10)}(\mathbf{p}, \mathbf{p}_0, \boldsymbol{\xi}_1), \quad (234)$$

$$\Omega^{(01)}(\mathbf{p}, \mathbf{p}_0, \boldsymbol{\xi}_1) = \frac{i}{3!}(\alpha_0(\mathbf{p}) + \alpha_0(\mathbf{p}_0))^3 \tilde{\Phi}^{(01)}(\mathbf{p}, \mathbf{p}_0, \boldsymbol{\xi}_1), \quad (235)$$

$$\Omega^{(11)12}(\mathbf{p}, \mathbf{p}_0, \boldsymbol{\xi}_1, \boldsymbol{\xi}_2) = \frac{1}{2}(\alpha_0(\mathbf{p}) + \alpha_0(\mathbf{p}_0))^2 \tilde{\Phi}^{(11)12}(\mathbf{p}, \mathbf{p}_0, \boldsymbol{\xi}_1, \boldsymbol{\xi}_2), \quad (236)$$

$$\Omega^{(11)21}(\mathbf{p}, \mathbf{p}_0, \boldsymbol{\xi}_1, \boldsymbol{\xi}_2) = \frac{1}{2}(\alpha_0(\mathbf{p}) + \alpha_0(\mathbf{p}_0))^2 \tilde{\Phi}^{(11)21}(\mathbf{p}, \mathbf{p}_0, \boldsymbol{\xi}_1, \boldsymbol{\xi}_2), \quad (237)$$

$$\Omega^{(20)}(\mathbf{p}, \mathbf{p}_0, \boldsymbol{\xi}_1, \boldsymbol{\xi}_2) = \frac{1}{2}(\alpha_0(\mathbf{p}) + \alpha_0(\mathbf{p}_0))^2 \tilde{\Phi}^{(20)}(\mathbf{p}, \mathbf{p}_0, \boldsymbol{\xi}_1, \boldsymbol{\xi}_2), \quad (238)$$

$$\Omega^{(02)}(\mathbf{p}, \mathbf{p}_0, \boldsymbol{\xi}_1, \boldsymbol{\xi}_2) = \frac{1}{2}(\alpha_0(\mathbf{p}) + \alpha_0(\mathbf{p}_0))^2 \tilde{\Phi}^{(02)}(\mathbf{p}, \mathbf{p}_0, \boldsymbol{\xi}_1, \boldsymbol{\xi}_2), \quad (239)$$

and we omit the dependance upon the variables in Eqs. (210-232)

$$\int \frac{d^2 \xi_1}{(2\pi)^2} \frac{d^2 \xi_2}{(2\pi)^2} \frac{d^2 \xi_3}{(2\pi)^2} \frac{d^2 \xi_4}{(2\pi)^2} \delta(\mathbf{p} - \mathbf{p}_0 - \xi_1 - \xi_2 - \xi_3 - \xi_4) \left[ \right. \\ \left. \left\{ \tilde{\Phi}^{(22)1122} + \tilde{\Phi}_3^{(22)1122} - \Omega^{(20)} - \Omega^{(02)} - \Omega^{(11)12} - \Omega^{(01)} - \Omega^{(10)} + \Omega^{(0)} \right\} h_1 h_1 h_2 h_2 \right. \quad (240)$$

$$+ \left\{ \tilde{\Phi}^{(22)1221} + \tilde{\Phi}_3^{(22)1221} - \Omega^{(11)21} - \Omega^{(11)12} - \Omega^{(10)} + \Omega^{(0)} \right\} h_1 h_2 h_2 h_1 \quad (241)$$

$$+ \left\{ \tilde{\Phi}^{(22)1212} + \tilde{\Phi}_3^{(22)1212} - \Omega^{(11)21} - \Omega^{(11)12} - \Omega^{(01)} - \Omega^{(10)} + \Omega^{(0)} \right\} h_1 h_2 h_1 h_2 \quad (242)$$

$$+ \left\{ \tilde{\Phi}^{(22)2112} + \tilde{\Phi}_3^{(22)2112} - \Omega^{(11)21} - \Omega^{(11)12} - \Omega^{(01)} + \Omega^{(0)} \right\} h_2 h_1 h_1 h_2 \quad (243)$$

$$+ \left\{ \tilde{\Phi}^{(22)2121} + \tilde{\Phi}_3^{(22)2121} - \Omega^{(11)21} - \Omega^{(11)12} - \Omega^{(01)} - \Omega^{(10)} + \Omega^{(0)} \right\} h_2 h_1 h_2 h_1 \quad (244)$$

$$+ \left\{ \tilde{\Phi}^{(22)2211} + \tilde{\Phi}_3^{(22)2211} - \Omega^{(20)} - \Omega^{(02)} - \Omega^{(11)21} - \Omega^{(01)} - \Omega^{(10)} + \Omega^{(0)} \right\} h_2 h_2 h_1 h_1 \quad (245)$$

$$+ \left\{ \tilde{\Phi}^{(13)1222} + \tilde{\Phi}_3^{(13)1222} - \Omega^{(02)} - \Omega^{(11)12} - \Omega^{(01)} - \Omega^{(10)} + \Omega^{(0)} \right\} h_1 h_2 h_2 h_2 \quad (246)$$

$$+ \left\{ \tilde{\Phi}^{(13)2122} + \tilde{\Phi}_3^{(13)2122} - \Omega^{(02)} - \Omega^{(11)21} - \Omega^{(11)12} - \Omega^{(01)} + \Omega^{(0)} \right\} h_2 h_1 h_2 h_2 \quad (247)$$

$$+ \left\{ \tilde{\Phi}^{(13)2212} + \tilde{\Phi}_3^{(13)2212} - \Omega^{(02)} - \Omega^{(11)12} - \Omega^{(01)} + \Omega^{(0)} \right\} h_2 h_2 h_1 h_2 \quad (248)$$

$$+ \left\{ \tilde{\Phi}^{(13)2221} + \tilde{\Phi}_3^{(13)2221} - \Omega^{(02)} - \Omega^{(11)21} - \Omega^{(01)} - \Omega^{(10)} + \Omega^{(0)} \right\} h_2 h_2 h_2 h_1 \quad (249)$$

$$+ \left\{ \tilde{\Phi}^{(31)1112} + \tilde{\Phi}_3^{(31)1112} - \Omega^{(20)} - \Omega^{(11)12} - \Omega^{(01)} - \Omega^{(10)} + \Omega^{(0)} \right\} h_1 h_1 h_1 h_2 \quad (250)$$

$$+ \left\{ \tilde{\Phi}^{(31)1121} + \tilde{\Phi}_3^{(31)1121} - \Omega^{(20)} - \Omega^{(11)21} - \Omega^{(10)} + \Omega^{(0)} \right\} h_1 h_1 h_2 h_1 \quad (251)$$

$$+ \left\{ \tilde{\Phi}^{(31)1211} + \tilde{\Phi}_3^{(31)1211} - \Omega^{(20)} - \Omega^{(11)21} - \Omega^{(11)12} - \Omega^{(10)} + \Omega^{(0)} \right\} h_1 h_2 h_1 h_1 \quad (252)$$

$$+ \left\{ \tilde{\Phi}^{(31)2111} + \tilde{\Phi}_3^{(31)2111} - \Omega^{(20)} - \Omega^{(11)21} - \Omega^{(01)} - \Omega^{(10)} + \Omega^{(0)} \right\} h_2 h_1 h_1 h_1 \quad (253)$$

$$+ \left\{ \tilde{\Phi}^{(40)} + \tilde{\Phi}_3^{(40)} - \Omega^{(20)} - \Omega^{(10)} + \Omega_u^{(0)} \right\} h_1 h_1 h_1 h_1 \quad (254)$$

$$+ \left\{ \tilde{\Phi}^{(04)} + \tilde{\Phi}_3^{(04)} - \Omega^{(02)} - \Omega^{(01)} + \Omega_d^{(0)} \right\} h_2 h_2 h_2 h_2 \left. \right]. \quad (255)$$

In this formula we have to identify the terms  $\tilde{\Phi}^{(22)ijkl}$  with the corresponding terms  $\overline{\mathbf{X}}^{(22)ijkl}$  in SPM. In the same way  $\tilde{\Phi}^{(13)ijkl}$  and  $\tilde{\Phi}^{(31)ijkl}$  are identified with  $\overline{\mathbf{X}}^{(13)ijkl}$  and  $\overline{\mathbf{X}}^{(31)ijkl}$  respectively, also,  $\tilde{\Phi}^{(40)}$ ,  $\tilde{\Phi}^{(04)}$  with  $\overline{\mathbf{X}}^{(40)}$ ,  $\overline{\mathbf{X}}^{(04)}$ <sup>6</sup>. The terms  $\tilde{\Phi}_3$  are given by Eqs. (194-209).

---

6. The calculation of the operators  $\overline{\mathbf{X}}$  to the fourth order is in progress

We introduce new definitions

$$\begin{aligned}
\overline{X}_u^{(1)} &= \overline{X}_u^{(1)}(\mathbf{p}|\mathbf{p}_0), \\
\overline{X}_d^{(1)} &= \overline{X}_d^{(1)}(\mathbf{p}|\mathbf{p}_0), \\
\overline{X}^{(11)ij} &= \overline{X}^{(11)ij}(\mathbf{p}|\xi_1|\mathbf{p}_0), \\
\overline{X}^{(02),(20)} &= \overline{X}^{(02),(20)}(\mathbf{p}|\xi_1|\mathbf{p}_0), \\
\overline{X}^{(21)ijk} &= \overline{X}^{(21)ijk}(\mathbf{p}|\xi_1|\xi_2|\mathbf{p}_0), \\
\overline{X}^{(12)ijk} &= \overline{X}^{(12)ijk}(\mathbf{p}|\xi_1|\xi_2|\mathbf{p}_0), \\
\overline{X}^{(03),(30)} &= \overline{X}^{(03),(30)}(\mathbf{p}|\xi_1|\xi_2|\mathbf{p}_0), \\
\overline{X}^{(21)ijkl} &= \overline{X}^{(21)ijkl}(\mathbf{p}|\xi_1|\xi_2|\xi_3|\mathbf{p}_0), \\
\overline{X}^{(13),(31)} &= \overline{X}^{(13),(31)}(\mathbf{p}|\xi_1|\xi_2|\xi_3|\mathbf{p}_0), \\
\overline{X}^{(04),(40)} &= \overline{X}^{(04),(40)}(\mathbf{p}|\xi_1|\xi_2|\xi_3|\mathbf{p}_0).
\end{aligned}$$

After some calculations,<sup>7</sup> we find for the operators of order 3,  $\tilde{\Phi}^{(12)}$ ,  $\tilde{\Phi}^{(21)}$ ,  $\tilde{\Phi}^{(30)}$  and  $\tilde{\Phi}^{(03)}$ :

$$\begin{aligned}
\tilde{\Phi}^{(12)221}(\mathbf{p}, \mathbf{p}_0, \xi_1, \xi_2, \xi_3) &= \frac{i\alpha_0(\mathbf{p}_0)}{\alpha_0(\mathbf{p}) + \alpha_0(\mathbf{p}_0)} \left\{ \right. \\
&\frac{1}{5} \left[ \overline{X}^{(22)1221} + \overline{X}^{(22)2121} + \overline{X}^{(22)2211} + \overline{X}^{(13)2221} + \overline{X}^{(13)2212} \right] \\
&+ i \frac{1}{240} (\alpha_0(\mathbf{p}) + \alpha_0(\mathbf{p}_0)) \left[ 72\overline{X}^{(21)211} + 90\overline{X}^{(21)121} + 18\overline{X}^{(21)112} + 138\overline{X}^{(12)212} \right. \\
&\left. + 66\overline{X}^{(12)122} + 216\overline{X}^{(12)221} + 24\overline{X}^{(30)} + 120\overline{X}^{(03)} \right] \\
&- \frac{1}{240} (\alpha_0(\mathbf{p}) + \alpha_0(\mathbf{p}_0))^2 \left[ 312\overline{X}^{(11)12} + 516\overline{X}^{(11)21} + 749\overline{X}^{(02)} + 389\overline{X}^{(20)} \right] \\
&\left. - i \frac{1}{480} (\alpha_0(\mathbf{p}) + \alpha_0(\mathbf{p}_0))^3 \left( 1445\overline{X}_u^{(1)} + 1837\overline{X}_d^{(1)} \right) \right\}, \tag{256}
\end{aligned}$$

$$\begin{aligned}
\tilde{\Phi}^{(12)212}(\mathbf{p}, \mathbf{p}_0, \xi_1, \xi_2, \xi_3) &= \frac{i\alpha_0(\mathbf{p}_0)}{\alpha_0(\mathbf{p}) + \alpha_0(\mathbf{p}_0)} \left\{ \right. \\
&\frac{1}{5} \left[ \overline{X}^{(22)2121} + \overline{X}^{(22)1212} + \overline{X}^{(22)2112} + \overline{X}^{(13)2122} + \overline{X}^{(13)2212} \right] \\
&+ i \frac{1}{240} (\alpha_0(\mathbf{p}) + \alpha_0(\mathbf{p}_0)) \left[ 72\overline{X}^{(21)211} + 78\overline{X}^{(21)112} + 150\overline{X}^{(21)121} + 246\overline{X}^{(12)212} \right. \\
&\left. + 72\overline{X}^{(12)221} + 78\overline{X}^{(12)122} + 48\overline{X}^{(03)} \right] \\
&- \frac{1}{240} (\alpha_0(\mathbf{p}) + \alpha_0(\mathbf{p}_0))^2 \left[ 535\overline{X}^{(02)} + 391\overline{X}^{(20)} + 552\overline{X}^{(11)12} + 540\overline{X}^{(11)21} \right] \\
&\left. - i \frac{1}{480} (\alpha_0(\mathbf{p}) + \alpha_0(\mathbf{p}_0))^3 \left( 1735\overline{X}_u^{(1)} + 1895\overline{X}_d^{(1)} \right) \right\}, \tag{257}
\end{aligned}$$

---

7. For all these calculations we have used the MAPLE software, Waterloo Maple Inc..

$$\begin{aligned}
\tilde{\Phi}^{(12)122}(\mathbf{p}, \mathbf{p}_0, \boldsymbol{\xi}_1, \boldsymbol{\xi}_2, \boldsymbol{\xi}_3) &= \frac{i\alpha_0(\mathbf{p}_0)}{\alpha_0(\mathbf{p}) + \alpha_0(\mathbf{p}_0)} \left\{ \right. \\
&\frac{1}{5} \left[ \overline{\mathbf{X}}^{(22)1221} + \overline{\mathbf{X}}^{(22)1212} + \overline{\mathbf{X}}^{(22)1122} + \overline{\mathbf{X}}^{(13)2122} + \overline{\mathbf{X}}^{(13)1222} \right] \\
&+ i \frac{1}{240} (\alpha_0(\mathbf{p}) + \alpha_0(\mathbf{p}_0)) \left[ 78\overline{\mathbf{X}}^{(21)112} + 18\overline{\mathbf{X}}^{(21)211} + 96\overline{\mathbf{X}}^{(21)121} + 144\overline{\mathbf{X}}^{(12)212} \right. \\
&\left. + 222\overline{\mathbf{X}}^{(12)122} + 66\overline{\mathbf{X}}^{(12)221} + 24\overline{\mathbf{X}}^{(30)} + 120\overline{\mathbf{X}}^{(03)} \right] \\
&- \frac{1}{240} (\alpha_0(\mathbf{p}) + \alpha_0(\mathbf{p}_0))^2 \left[ 540\overline{\mathbf{X}}^{(11)12} + 324\overline{\mathbf{X}}^{(11)21} + 764\overline{\mathbf{X}}^{(02)} + 404\overline{\mathbf{X}}^{(20)} \right] \\
&\left. - i \frac{1}{480} (\alpha_0(\mathbf{p}) + \alpha_0(\mathbf{p}_0))^3 \left( 1504\overline{\mathbf{X}}_u^{(1)} + 1896\overline{\mathbf{X}}_d^{(1)} \right) \right\}, \tag{258}
\end{aligned}$$

$$\begin{aligned}
\tilde{\Phi}^{(21)112}(\mathbf{p}, \mathbf{p}_0, \boldsymbol{\xi}_1, \boldsymbol{\xi}_2, \boldsymbol{\xi}_3) &= \frac{i\alpha_0(\mathbf{p}_0)}{\alpha_0(\mathbf{p}) + \alpha_0(\mathbf{p}_0)} \left\{ \right. \\
&\frac{1}{5} \left[ \overline{\mathbf{X}}^{(22)2112} + \overline{\mathbf{X}}^{(22)1212} + \overline{\mathbf{X}}^{(22)1122} + \overline{\mathbf{X}}^{(31)1121} + \overline{\mathbf{X}}^{(31)1112} \right] \\
&+ i \frac{1}{240} (\alpha_0(\mathbf{p}) + \alpha_0(\mathbf{p}_0)) \left[ 216\overline{\mathbf{X}}^{(21)112} + 138\overline{\mathbf{X}}^{(21)121} + 66\overline{\mathbf{X}}^{(21)211} + 90\overline{\mathbf{X}}^{(12)212} \right. \\
&\left. + 18\overline{\mathbf{X}}^{(12)221} + 72\overline{\mathbf{X}}^{(12)122} + 120\overline{\mathbf{X}}^{(30)} + 24\overline{\mathbf{X}}^{(03)} \right] \\
&- \frac{1}{240} (\alpha_0(\mathbf{p}) + \alpha_0(\mathbf{p}_0))^2 \left[ 516\overline{\mathbf{X}}^{(11)12} + 312\overline{\mathbf{X}}^{(11)21} + 389\overline{\mathbf{X}}^{(02)} + 749\overline{\mathbf{X}}^{(20)} \right] \\
&\left. - i \frac{1}{480} (\alpha_0(\mathbf{p}) + \alpha_0(\mathbf{p}_0))^3 \left( 1445\overline{\mathbf{X}}_u^{(1)} + 1837\overline{\mathbf{X}}_d^{(1)} \right) \right\}, \tag{259}
\end{aligned}$$

$$\begin{aligned}
\tilde{\Phi}^{(21)121}(\mathbf{p}, \mathbf{p}_0, \boldsymbol{\xi}_1, \boldsymbol{\xi}_2, \boldsymbol{\xi}_3) &= \frac{i\alpha_0(\mathbf{p}_0)}{\alpha_0(\mathbf{p}) + \alpha_0(\mathbf{p}_0)} \left\{ \right. \\
&\frac{1}{5} \left[ \overline{\mathbf{X}}^{(22)1221} + \overline{\mathbf{X}}^{(22)1212} + \overline{\mathbf{X}}^{(22)2121} + \overline{\mathbf{X}}^{(31)1121} + \overline{\mathbf{X}}^{(31)1211} \right] \\
&+ i \frac{1}{240} (\alpha_0(\mathbf{p}) + \alpha_0(\mathbf{p}_0)) \left[ 78\overline{\mathbf{X}}^{(21)211} + 72\overline{\mathbf{X}}^{(21)112} + 246\overline{\mathbf{X}}^{(21)121} + 72\overline{\mathbf{X}}^{(12)122} \right. \\
&\left. + 150\overline{\mathbf{X}}^{(12)212} + 78\overline{\mathbf{X}}^{(12)221} + 48\overline{\mathbf{X}}^{(30)} \right] \\
&- \frac{1}{240} (\alpha_0(\mathbf{p}) + \alpha_0(\mathbf{p}_0))^2 \left[ 540\overline{\mathbf{X}}^{(11)12} + 552\overline{\mathbf{X}}^{(11)21} + 391\overline{\mathbf{X}}^{(02)} + 535\overline{\mathbf{X}}^{(20)} \right] \\
&\left. - i \frac{1}{480} (\alpha_0(\mathbf{p}) + \alpha_0(\mathbf{p}_0))^3 \left( 1895\overline{\mathbf{X}}_u^{(1)} + 1735\overline{\mathbf{X}}_d^{(1)} \right) \right\}, \tag{260}
\end{aligned}$$

$$\begin{aligned}
\tilde{\Phi}^{(21)211}(\mathbf{p}, \mathbf{p}_0, \boldsymbol{\xi}_1, \boldsymbol{\xi}_2, \boldsymbol{\xi}_3) &= \frac{i\alpha_0(\mathbf{p}_0)}{\alpha_0(\mathbf{p}) + \alpha_0(\mathbf{p}_0)} \left\{ \right. \\
&\frac{1}{5} \left[ \overline{\mathbf{X}}^{(22)2112} + \overline{\mathbf{X}}^{(22)2211} + \overline{\mathbf{X}}^{(22)2121} + \overline{\mathbf{X}}^{(31)2111} + \overline{\mathbf{X}}^{(31)1211} \right] \\
&+ i \frac{1}{240} (\alpha_0(\mathbf{p}) + \alpha_0(\mathbf{p}_0)) \left[ 222\overline{\mathbf{X}}^{(21)211} + 66\overline{\mathbf{X}}^{(21)112} + 144\overline{\mathbf{X}}^{(21)121} + 96\overline{\mathbf{X}}^{(12)212} \right. \\
&\left. + 18\overline{\mathbf{X}}^{(12)122} + 78\overline{\mathbf{X}}^{(12)221} + 120\overline{\mathbf{X}}^{(30)} + 24\overline{\mathbf{X}}^{(03)} \right] \\
&- \frac{1}{240} (\alpha_0(\mathbf{p}) + \alpha_0(\mathbf{p}_0))^2 \left[ 324\overline{\mathbf{X}}^{(11)12} + 540\overline{\mathbf{X}}^{(11)21} + 404\overline{\mathbf{X}}^{(02)} + 764\overline{\mathbf{X}}^{(20)} \right] \\
&\left. - i \frac{1}{480} (\alpha_0(\mathbf{p}) + \alpha_0(\mathbf{p}_0))^3 \left( 1896\overline{\mathbf{X}}_u^{(1)} + 1504\overline{\mathbf{X}}_d^{(1)} \right) \right\}, \tag{261}
\end{aligned}$$

$$\begin{aligned} \tilde{\Phi}^{(30)}(\mathbf{p}, \mathbf{p}_0, \boldsymbol{\xi}_1, \boldsymbol{\xi}_2, \boldsymbol{\xi}_3) &= \frac{i\alpha_0(\mathbf{p}_0)}{\alpha_0(\mathbf{p}) + \alpha_0(\mathbf{p}_0)} \left\{ \overline{\mathbf{X}}^{(40)} + i\frac{3}{2}(\alpha_0(\mathbf{p}) + \alpha_0(\mathbf{p}_0)) \overline{\mathbf{X}}^{(30)} \right. \\ &\left. - \frac{29}{12}(\alpha_0(\mathbf{p}) + \alpha_0(\mathbf{p}_0))^2 \overline{\mathbf{X}}^{(20)} - i\frac{3}{2}(\alpha_0(\mathbf{p}) + \alpha_0(\mathbf{p}_0))^3 \overline{\mathbf{X}}_u^{(1)} \right\}, \end{aligned} \quad (262)$$

$$\begin{aligned} \tilde{\Phi}^{(03)}(\mathbf{p}, \mathbf{p}_0, \boldsymbol{\xi}_1, \boldsymbol{\xi}_2, \boldsymbol{\xi}_3) &= \frac{i\alpha_0(\mathbf{p}_0)}{\alpha_0(\mathbf{p}) + \alpha_0(\mathbf{p}_0)} \left\{ \overline{\mathbf{X}}^{(04)} + i\frac{3}{2}(\alpha_0(\mathbf{p}) + \alpha_0(\mathbf{p}_0)) \overline{\mathbf{X}}^{(03)} \right. \\ &\left. - \frac{29}{12}(\alpha_0(\mathbf{p}) + \alpha_0(\mathbf{p}_0))^2 \overline{\mathbf{X}}^{(02)} - i\frac{3}{2}(\alpha_0(\mathbf{p}) + \alpha_0(\mathbf{p}_0))^3 \overline{\mathbf{X}}_d^{(1)} \right\}. \end{aligned} \quad (263)$$

We have checked that the numerical coefficients in front of the operators  $\overline{\mathbf{X}}$  are equal when the symmetry  $h_1 \leftrightarrow h_2$  is applied, so we verify through this symmetry the correspondence:  $\tilde{\Phi}^{(12)122} \leftrightarrow \tilde{\Phi}^{(21)211}$ ,  $\tilde{\Phi}^{(12)221} \leftrightarrow \tilde{\Phi}^{(21)112}$ ,  $\tilde{\Phi}^{(12)212} \leftrightarrow \tilde{\Phi}^{(21)121}$ ,  $\tilde{\Phi}^{(30)} \leftrightarrow \tilde{\Phi}^{(03)}$ .

## 9.2. Expressions of the scattering matrices

Once we have calculated the functionals  $\tilde{\Phi}^{(ij)}$  up to the order 3, we are in a position to deduce the expressions of the scattering matrices which are defined in section 3. We define a new integration operator  $\mathcal{J}^{(n)}$

$$\begin{aligned} \mathcal{J}^{(n)} &= \int d^2\mathbf{r} d^2\mathbf{r}' \frac{d^2\xi}{(2\pi)^2} \frac{d^2\xi'}{(2\pi)^2} \frac{d^2\xi_1}{(2\pi)^2} \cdots \frac{d^2\xi_n}{(2\pi)^2} \\ &\exp \left[ -i(\mathbf{p} - \mathbf{p}_0 - \boldsymbol{\xi}) \cdot \mathbf{r} - i(\mathbf{p} - \mathbf{p}_0 - \boldsymbol{\xi}') \cdot \mathbf{r}' - i(\alpha(\mathbf{p}) + \alpha(\mathbf{p}_0))(h_1(\mathbf{r}) + h_2(\mathbf{r}')) \right]. \end{aligned} \quad (264)$$

With this operator  $\overline{\mathbf{R}}^{(ij)}$  can be written (we give inside brackets the reference equation of the formulas obtained for  $\tilde{\Phi}$ )

$$\overline{\mathbf{R}}^{(10)}(\mathbf{p}|\mathbf{p}_0) = \mathcal{J}^{(1)} \tilde{\Phi}^{(10)}(\mathbf{p}, \mathbf{p}_0, \boldsymbol{\xi}_1) h_1(\boldsymbol{\xi}_1) \quad [\text{Eq. (139)}], \quad (265)$$

$$\overline{\mathbf{R}}^{(01)}(\mathbf{p}|\mathbf{p}_0) = \mathcal{J}^{(1)} \tilde{\Phi}^{(01)}(\mathbf{p}, \mathbf{p}_0, \boldsymbol{\xi}_1) h_2(\boldsymbol{\xi}_1) \quad [\text{Eq. (140)}], \quad (266)$$

$$\begin{aligned} \overline{\mathbf{R}}^{(11)}(\mathbf{p}|\mathbf{p}_0) &= \mathcal{J}^{(2)} \left[ \tilde{\Phi}^{(11)12}(\mathbf{p}, \mathbf{p}_0, \boldsymbol{\xi}_1, \boldsymbol{\xi}_2) h_1(\boldsymbol{\xi}_1) h_2(\boldsymbol{\xi}_2) \right. \\ &\left. + \tilde{\Phi}^{(11)21}(\mathbf{p}, \mathbf{p}_0, \boldsymbol{\xi}_1, \boldsymbol{\xi}_2) h_2(\boldsymbol{\xi}_2) h_1(\boldsymbol{\xi}_1) \right] \quad [\text{Eqs. (190,191)}], \end{aligned} \quad (267)$$

$$\overline{\mathbf{R}}^{(20)}(\mathbf{p}|\mathbf{p}_0) = \mathcal{J}^{(2)} \tilde{\Phi}^{(20)}(\mathbf{p}, \mathbf{p}_0, \boldsymbol{\xi}_1, \boldsymbol{\xi}_2, \boldsymbol{\xi}) h_1(\boldsymbol{\xi}_1) h_1(\boldsymbol{\xi}_2) \quad [\text{Eq. (192)}], \quad (268)$$

$$\overline{\mathbf{R}}^{(02)}(\mathbf{p}|\mathbf{p}_0) = \mathcal{J}^{(2)} \tilde{\Phi}^{(02)}(\mathbf{p}, \mathbf{p}_0, \boldsymbol{\xi}', \boldsymbol{\xi}_1, \boldsymbol{\xi}_2) h_2(\boldsymbol{\xi}_1) h_2(\boldsymbol{\xi}_2) \quad [\text{Eq. (193)}], \quad (269)$$

$$\begin{aligned} \overline{\mathbf{R}}^{(21)}(\mathbf{p}|\mathbf{p}_0) &= \mathcal{J}^{(3)} \left[ \tilde{\Phi}^{(21)112}(\mathbf{p}, \mathbf{p}_0, \boldsymbol{\xi}_1, \boldsymbol{\xi}_2, \boldsymbol{\xi}_3) h_1(\boldsymbol{\xi}_1) h_1(\boldsymbol{\xi}_2) h_2(\boldsymbol{\xi}_3) \right. \\ &+ \tilde{\Phi}^{(21)121}(\mathbf{p}, \mathbf{p}_0, \boldsymbol{\xi}_1, \boldsymbol{\xi}_2, \boldsymbol{\xi}_3) h_1(\boldsymbol{\xi}_1) h_2(\boldsymbol{\xi}_3) h_2(\boldsymbol{\xi}_2) \quad [\text{Eqs. (259-261)}] \\ &\left. + \tilde{\Phi}^{(21)211}(\mathbf{p}, \mathbf{p}_0, \boldsymbol{\xi}_1, \boldsymbol{\xi}_2, \boldsymbol{\xi}_3) h_2(\boldsymbol{\xi}_3) h_1(\boldsymbol{\xi}_1) h_1(\boldsymbol{\xi}_2) \right], \end{aligned} \quad (270)$$

$$\begin{aligned} \overline{\mathbf{R}}^{(12)}(\mathbf{p}|\mathbf{p}_0) &= \mathcal{J}^{(3)} \left[ \tilde{\Phi}^{(12)221}(\mathbf{p}, \mathbf{p}_0, \boldsymbol{\xi}_1, \boldsymbol{\xi}_2, \boldsymbol{\xi}_3) h_2(\boldsymbol{\xi}_1) h_2(\boldsymbol{\xi}_2) h_1(\boldsymbol{\xi}_3) \right. \\ &+ \tilde{\Phi}^{(12)212}(\mathbf{p}, \mathbf{p}_0, \boldsymbol{\xi}_1, \boldsymbol{\xi}_2, \boldsymbol{\xi}_3) h_2(\boldsymbol{\xi}_1) h_1(\boldsymbol{\xi}_3) h_2(\boldsymbol{\xi}_2) \quad [\text{Eqs. (256-258)}] \\ &\left. + \tilde{\Phi}^{(12)122}(\mathbf{p}, \mathbf{p}_0, \boldsymbol{\xi}_1, \boldsymbol{\xi}_2, \boldsymbol{\xi}_3) h_1(\boldsymbol{\xi}_3) h_2(\boldsymbol{\xi}_1) h_2(\boldsymbol{\xi}_2) \right], \end{aligned} \quad (271)$$

$$\overline{\mathbf{R}}^{(30)}(\mathbf{p}|\mathbf{p}_0) = \mathcal{J}^{(3)} \tilde{\Phi}^{(30)}(\mathbf{p}, \mathbf{p}_0, \boldsymbol{\xi}_1, \boldsymbol{\xi}_2, \boldsymbol{\xi}_3) h_1(\boldsymbol{\xi}_1) h_1(\boldsymbol{\xi}_2) h_1(\boldsymbol{\xi}_3) \quad [\text{Eq. (262)}], \quad (272)$$

$$\overline{\mathbf{R}}^{(03)}(\mathbf{p}|\mathbf{p}_0) = \mathcal{J}^{(3)} \tilde{\Phi}^{(03)}(\mathbf{p}, \mathbf{p}_0, \boldsymbol{\xi}_1, \boldsymbol{\xi}_2, \boldsymbol{\xi}_3) h_2(\boldsymbol{\xi}_1) h_2(\boldsymbol{\xi}_2) h_2(\boldsymbol{\xi}_3) \quad [\text{Eq. (263)}]. \quad (273)$$

Using the same notations as in the SPM case, the average [30] over the surface realizations are given by :

$$\begin{aligned}
\langle \overline{\mathbf{R}}^{(10)}(\mathbf{p}|\mathbf{p}_0) \odot \overline{\mathbf{R}}^{(10)}(\mathbf{p}|\mathbf{p}_0) \rangle &= \frac{-\alpha_0(\mathbf{p}_0)\alpha_0(\mathbf{p})}{(\alpha_0(\mathbf{p}) + \alpha_0(\mathbf{p}_0))^2} \exp[-(\alpha_0(\mathbf{p})+\alpha_0(\mathbf{p}_0))^2 \sigma_1^2/2] \\
&\int d^2\mathbf{r} \int d^2\mathbf{r}' \exp[-i(\mathbf{p}-\mathbf{p}_0)\cdot(\mathbf{r}-\mathbf{r}')] \exp[(\alpha_0(\mathbf{p})+\alpha_0(\mathbf{p}_0))^2 W_{11}(\mathbf{r}-\mathbf{r}')] \\
&\left\{ \left[ \overline{\mathbf{X}}_u^{(1)}(\mathbf{p}, \mathbf{p}_0) - \frac{i(\alpha_0(\mathbf{p}) + \alpha_0(\mathbf{p}_0))}{2} \int \frac{d^2\xi}{(2\pi)^2} W_{11}(\xi) (\exp^{i\xi\cdot(\mathbf{r}-\mathbf{r}')}-1) \overline{\Sigma}_u(\mathbf{p}|\mathbf{p}_0|\xi) \right] \odot \right. \\
&\left. \left[ \overline{\mathbf{X}}_u^{(1)}(\mathbf{p}, \mathbf{p}_0) - \frac{i(\alpha_0(\mathbf{p}) + \alpha_0(\mathbf{p}_0))}{2} \int \frac{d^2\xi}{(2\pi)^2} W_{11}(\xi) (\exp^{i\xi\cdot(\mathbf{r}-\mathbf{r}')}-1) \overline{\Sigma}_u(\mathbf{p}|\mathbf{p}_0|\xi) \right]^* \right. \\
&\left. + \frac{1}{4} \int \frac{d^2\xi}{(2\pi)^2} W_{11}(\xi) \overline{\Sigma}_u(\mathbf{p}|\mathbf{p}_0|\xi) \odot \overline{\Sigma}_u(\mathbf{p}|\mathbf{p}_0|\xi) \right\}, \quad (274)
\end{aligned}$$

$$\begin{aligned}
\langle \overline{\mathbf{R}}^{(01)}(\mathbf{p}|\mathbf{p}_0) \odot \overline{\mathbf{R}}^{(01)}(\mathbf{p}|\mathbf{p}_0) \rangle &= \frac{-\alpha_0(\mathbf{p}_0)\alpha_0(\mathbf{p})}{(\alpha_0(\mathbf{p}) + \alpha_0(\mathbf{p}_0))^2} \exp[-(\alpha_0(\mathbf{p})+\alpha_0(\mathbf{p}_0))^2 \sigma_2^2/2] \\
&\int d^2\mathbf{r} \int d^2\mathbf{r}' \exp[-i(\mathbf{p}-\mathbf{p}_0)\cdot(\mathbf{r}-\mathbf{r}')] \exp[(\alpha_0(\mathbf{p})+\alpha_0(\mathbf{p}_0))^2 W_{22}(\mathbf{r}-\mathbf{r}')] \\
&\left\{ \left[ \overline{\mathbf{X}}_d^{(1)}(\mathbf{p}, \mathbf{p}_0) - \frac{i(\alpha_0(\mathbf{p}) + \alpha_0(\mathbf{p}_0))}{2} \int \frac{d^2\xi}{(2\pi)^2} W_{22}(\xi) (\exp^{i\xi\cdot(\mathbf{r}-\mathbf{r}')}-1) \overline{\Sigma}_d(\mathbf{p}|\mathbf{p}_0|\xi) \right] \odot \right. \\
&\left. \left[ \overline{\mathbf{X}}_d^{(1)}(\mathbf{p}, \mathbf{p}_0) - \frac{i(\alpha_0(\mathbf{p}) + \alpha_0(\mathbf{p}_0))}{2} \int \frac{d^2\xi}{(2\pi)^2} W_{22}(\xi) (\exp^{i\xi\cdot(\mathbf{r}-\mathbf{r}')}-1) \overline{\Sigma}_d(\mathbf{p}|\mathbf{p}_0|\xi) \right]^* \right. \\
&\left. + \frac{1}{4} \int \frac{d^2\xi}{(2\pi)^2} W_{22}(\xi) \overline{\Sigma}_d(\mathbf{p}|\mathbf{p}_0|\xi) \odot \overline{\Sigma}_d(\mathbf{p}|\mathbf{p}_0|\xi) \right\}, \quad (275)
\end{aligned}$$

$$\begin{aligned}
\langle \overline{\mathbf{R}}^{(11)}(\mathbf{p}|\mathbf{p}_0) \odot \overline{\mathbf{R}}^{(11)}(\mathbf{p}|\mathbf{p}_0) \rangle &= \exp[-(\alpha_0(\mathbf{p})+\alpha_0(\mathbf{p}_0))^2/2(W_{11}(0)+W_{22}(0))] \times \\
&\int d^2\mathbf{x}_1 d^2\mathbf{x}_2 d^2\mathbf{x}_3 \exp^{-i((\mathbf{p}-\mathbf{p}_0)(\mathbf{x}_1-\mathbf{x}_3))} \exp^{-i((\mathbf{p}-\mathbf{p}_0)(\mathbf{x}_2-\mathbf{x}_3))} \times \\
&\exp[(\alpha_0(\mathbf{p})+\alpha_0(\mathbf{p}_0))^2(W_{11}(\mathbf{x}_1-\mathbf{x}_3)+W_{22}(\mathbf{x}_2-\mathbf{x}_3))] \int \frac{d^2\xi_1}{(2\pi)^2} \int \frac{d^2\xi_2}{(2\pi)^2} \exp[i\xi_1(\mathbf{x}_1-\mathbf{x}_3)] \exp[i\xi_2(\mathbf{x}_2-\mathbf{x}_3)] \times \\
&\int \frac{d^2\xi_3}{(2\pi)^2} \left[ \overline{\Phi}^{(11)12}(\mathbf{p}, \mathbf{p}_0, \xi_3, \xi_1 + \xi_2 - \xi_3) + \overline{\Phi}^{(11)21}(\mathbf{p}, \mathbf{p}_0, \xi_1 + \xi_2 - \xi_3, \xi_3) \right] \odot \\
&\left[ \overline{\Phi}^{(11)12}(\mathbf{p}, \mathbf{p}_0, \xi_3, \xi_1 + \xi_2 - \xi_3) + \overline{\Phi}^{(11)21}(\mathbf{p}, \mathbf{p}_0, \xi_1 + \xi_2 - \xi_3, \xi_3) \right]^* \times \\
&W_{11}(\xi_3)W_{22}(\xi_1 + \xi_2 - \xi_3), \quad (276)
\end{aligned}$$

$$\begin{aligned}
\langle \overline{\mathbf{R}}^{(20)}(\mathbf{p}|\mathbf{p}_0) \odot \overline{\mathbf{R}}^{(20)}(\mathbf{p}|\mathbf{p}_0) \rangle &= \exp[-(\alpha_0(\mathbf{p})+\alpha_0(\mathbf{p}_0))^2/2W_{11}(0)] \times \\
&\int d^2\mathbf{x}_1 d^2\mathbf{x}_2 \exp[-i(\mathbf{p}-\mathbf{p}_0)(\mathbf{x}_1-\mathbf{x}_2)] \exp[(\alpha_0(\mathbf{p})+\alpha_0(\mathbf{p}_0))^2 W_{11}(\mathbf{x}_1-\mathbf{x}_2)] \times \\
&\left\{ \int \frac{d^2\xi_1}{(2\pi)^2} \overline{\Phi}^{(20)}(\mathbf{p}, \mathbf{p}_0, \xi_1, -\xi_1) W_{11}(\xi_1) \odot \int \frac{d^2\xi_2}{(2\pi)^2} \overline{\Phi}^{(20)*}(\mathbf{p}, \mathbf{p}_0, \xi_2, -\xi_2) W_{11}(\xi_2) \right. \\
&+ 2 \int \frac{d^2\xi_1}{(2\pi)^2} \exp[i\xi_1(\mathbf{x}_1-\mathbf{x}_2)] \int \frac{d^2\xi_2}{(2\pi)^2} \overline{\Phi}^{(20)}(\mathbf{p}, \mathbf{p}_0, \xi_2, \xi_1 - \xi_2) \odot \\
&\left. \overline{\Phi}^{(20)*}(\mathbf{p}, \mathbf{p}_0, \xi_2, \xi_1 - \xi_2) W_{11}(\xi_2) W_{11}(\xi_1 - \xi_2) \right\}, \quad (277)
\end{aligned}$$

$$\begin{aligned}
& \langle \overline{\mathbf{R}}^{(02)}(\mathbf{p}|\mathbf{p}_0) \odot \overline{\mathbf{R}}^{(02)}(\mathbf{p}|\mathbf{p}_0) \rangle = \exp[-(\alpha_0(\mathbf{p})+\alpha_0(\mathbf{p}_0))^2/2W_{22}(0)] \times \\
& \int d^2\mathbf{x}_1 d^2\mathbf{x}_2 \exp[-i(\mathbf{p}-\mathbf{p}_0)(\mathbf{x}_1-\mathbf{x}_2)] \exp[(\alpha_0(\mathbf{p})+\alpha_0(\mathbf{p}_0))^2 W_{22}(\mathbf{x}_1-\mathbf{x}_2)] \times \\
& \left\{ \int \frac{d^2\xi_1}{(2\pi)^2} \overline{\Phi}^{(02)}(\mathbf{p}, \mathbf{p}_0, \xi_1, -\xi_1) W_{22}(\xi_1) \odot \int \frac{d^2\xi_2}{(2\pi)^2} \overline{\Phi}^{(02)*}(\mathbf{p}, \mathbf{p}_0, \xi_2, -\xi_2) W_{22}(\xi_2) \right. \\
& + 2 \int \frac{d^2\xi_1}{(2\pi)^2} \exp[i\xi_1(\mathbf{x}_1-\mathbf{x}_2)] \int \frac{d^2\xi_2}{(2\pi)^2} \overline{\Phi}^{(02)}(\mathbf{p}, \mathbf{p}_0, \xi_2, \xi_1 - \xi_2) \odot \\
& \left. \overline{\Phi}^{(02)*}(\mathbf{p}, \mathbf{p}_0, \xi_2, \xi_1 - \xi_2) W_{22}(\xi_2) W_{22}(\xi_1 - \xi_2) \right\}, \tag{278}
\end{aligned}$$

$$\begin{aligned}
& \langle \overline{\mathbf{R}}^{(30)}(\mathbf{p}|\mathbf{p}_0) \odot \overline{\mathbf{R}}^{(10)}(\mathbf{p}|\mathbf{p}_0) \rangle = \exp[-(\alpha_0(\mathbf{p})+\alpha_0(\mathbf{p}_0))^2/2W_{11}(0)] \times \\
& \int d^2\mathbf{x}_1 d^2\mathbf{x}_2 \exp[-i(\mathbf{p}-\mathbf{p}_0)(\mathbf{x}_1-\mathbf{x}_2)] \exp[(\alpha_0(\mathbf{p})+\alpha_0(\mathbf{p}_0))^2 W_{11}(\mathbf{x}_1-\mathbf{x}_2)] \times \\
& \int \frac{d^2\xi}{(2\pi)^2} \exp[i\xi(\mathbf{x}_1-\mathbf{x}_2)] W_{11}(\xi) \int \frac{d^2\xi_2}{(2\pi)^2} W_{11}(\xi_2) \left[ \overline{\Phi}^{(30)}(\mathbf{p}, \mathbf{p}_0, \xi, \xi_2, -\xi_2) \odot \overline{\Phi}^{(10)*}(\mathbf{p}, \mathbf{p}_0, \xi) \right. \\
& + \overline{\Phi}^{(30)}(\mathbf{p}, \mathbf{p}_0, \xi_2, \xi, -\xi_2) \odot \overline{\Phi}^{(10)*}(\mathbf{p}, \mathbf{p}_0, \xi) \\
& \left. + \overline{\Phi}^{(30)}(\mathbf{p}, \mathbf{p}_0, \xi_2, -\xi_2, \xi) \odot \overline{\Phi}^{(10)*}(\mathbf{p}, \mathbf{p}_0, \xi) \right], \tag{279}
\end{aligned}$$

$$\begin{aligned}
& \langle \overline{\mathbf{R}}^{(03)}(\mathbf{p}|\mathbf{p}_0) \odot \overline{\mathbf{R}}^{(01)}(\mathbf{p}|\mathbf{p}_0) \rangle = \exp[-(\alpha_0(\mathbf{p})+\alpha_0(\mathbf{p}_0))^2/2W_{22}(0)] \times \\
& \int d^2\mathbf{x}_1 d^2\mathbf{x}_2 \exp[-i(\mathbf{p}-\mathbf{p}_0)(\mathbf{x}_1-\mathbf{x}_2)] \exp[(\alpha_0(\mathbf{p})+\alpha_0(\mathbf{p}_0))^2 W_{22}(\mathbf{x}_1-\mathbf{x}_2)] \times \\
& \int \frac{d^2\xi}{(2\pi)^2} \exp[i\xi(\mathbf{x}_1-\mathbf{x}_2)] W_{22}(\xi) \int \frac{d^2\xi_2}{(2\pi)^2} W_{22}(\xi_2) \left[ \overline{\Phi}^{(03)}(\mathbf{p}, \mathbf{p}_0, \xi, \xi_2, -\xi_2) \odot \overline{\Phi}^{(01)*}(\mathbf{p}, \mathbf{p}_0, \xi) \right. \\
& + \overline{\Phi}^{(03)}(\mathbf{p}, \mathbf{p}_0, \xi_2, \xi, -\xi_2) \odot \overline{\Phi}^{(01)*}(\mathbf{p}, \mathbf{p}_0, \xi) \\
& \left. + \overline{\Phi}^{(03)}(\mathbf{p}, \mathbf{p}_0, \xi_2, -\xi_2, \xi) \odot \overline{\Phi}^{(01)*}(\mathbf{p}, \mathbf{p}_0, \xi) \right], \tag{280}
\end{aligned}$$

$$\begin{aligned}
& \langle \overline{\mathbf{R}}^{(12)}(\mathbf{p}|\mathbf{p}_0) \odot \overline{\mathbf{R}}^{(10)}(\mathbf{p}|\mathbf{p}_0) \rangle = \exp[-(\alpha_0(\mathbf{p})+\alpha_0(\mathbf{p}_0))^2/2(W_{11}(0)+W_{22}(0))] \times \\
& \int d^2\mathbf{x} \exp[-i(\mathbf{p}-\mathbf{p}_0)\mathbf{x}] \int \frac{d^2\xi}{(2\pi)^2} \exp[i\xi\mathbf{x}] W_{11}(\mathbf{p}-\mathbf{p}_0+\xi) \times \\
& \int \frac{d^2\xi_1}{(2\pi)^2} W_{22}(\xi_1) \left[ \overline{\Phi}^{(12)122}(\mathbf{p}, \mathbf{p}_0, \mathbf{p}-\mathbf{p}_0+\xi, \xi_1, -\xi_1) + \overline{\Phi}^{(12)212}(\mathbf{p}, \mathbf{p}_0, \xi_1, \mathbf{p}-\mathbf{p}_0+\xi, -\xi_1) \right. \\
& \left. + \overline{\Phi}^{(12)221}(\mathbf{p}, \mathbf{p}_0, \xi_1, -\xi_1, \mathbf{p}-\mathbf{p}_0+\xi) \right] \odot \overline{\Phi}^{(10)*}(\mathbf{p}, \mathbf{p}_0, \mathbf{p}-\mathbf{p}_0+\xi) \times \\
& \int d^2\mathbf{x}_1 \exp[-i\xi\mathbf{x}_1] \exp[(\alpha_0(\mathbf{p})+\alpha_0(\mathbf{p}_0))^2 W_{11}(\mathbf{x}-\mathbf{x}_1)], \tag{281}
\end{aligned}$$

$$\begin{aligned}
& \langle \overline{\mathbf{R}}^{(10)}(\mathbf{p}|\mathbf{p}_0) \odot \overline{\mathbf{R}}^{(12)}(\mathbf{p}|\mathbf{p}_0) \rangle = \exp[-(\alpha_0(\mathbf{p})+\alpha_0(\mathbf{p}_0))^2/2(W_{11}(0)+W_{22}(0))] \times \\
& \int d^2\mathbf{x} \exp[-i(\mathbf{p}-\mathbf{p}_0)\mathbf{x}] \int \frac{d^2\xi}{(2\pi)^2} \exp[i\xi\mathbf{x}] W_{11}(\mathbf{p}-\mathbf{p}_0+\xi) \overline{\Phi}^{(10)}(\mathbf{p}, \mathbf{p}_0, \mathbf{p}-\mathbf{p}_0+\xi) \odot \\
& \int \frac{d^2\xi_1}{(2\pi)^2} W_{22}(\xi_1) \left[ \overline{\Phi}^{(12)122}(\mathbf{p}, \mathbf{p}_0, \mathbf{p}-\mathbf{p}_0+\xi, \xi_1, -\xi_1) + \overline{\Phi}^{(12)212}(\mathbf{p}, \mathbf{p}_0, \xi_1, \mathbf{p}-\mathbf{p}_0+\xi, -\xi_1) \right. \\
& \left. + \overline{\Phi}^{(12)221}(\mathbf{p}, \mathbf{p}_0, \xi_1, -\xi_1, \mathbf{p}-\mathbf{p}_0+\xi) \right]^* \int d^2\mathbf{x}_1 \exp[-i\xi\mathbf{x}_1] \exp[(\alpha_0(\mathbf{p})+\alpha_0(\mathbf{p}_0))^2 W_{11}(\mathbf{x}-\mathbf{x}_1)], \tag{282}
\end{aligned}$$



$$\begin{aligned}
\langle \overline{\mathbf{R}}^{(21)}(\mathbf{p}|\mathbf{p}_0) \odot \overline{\mathbf{R}}^{(01)}(\mathbf{p}|\mathbf{p}_0) \rangle &= \exp[-(\alpha_0(\mathbf{p})+\alpha_0(\mathbf{p}_0))^2/2(W_{11}(0)+W_{22}(0))] \times \\
&\int d^2\mathbf{x} \exp[-i(\mathbf{p}-\mathbf{p}_0)\mathbf{x}] \int \frac{d^2\xi}{(2\pi)^2} \exp[i\xi\mathbf{x}] W_{22}(\mathbf{p}-\mathbf{p}_0+\xi) \times \\
&\int \frac{d^2\xi_1}{(2\pi)^2} W_{11}(\xi_1) \left[ \overline{\Phi}^{(21)112}(\mathbf{p}, \mathbf{p}_0, \mathbf{p}-\mathbf{p}_0+\xi, \xi_1, -\xi_1) + \overline{\Phi}^{(21)121}(\mathbf{p}, \mathbf{p}_0, \xi_1, \mathbf{p}-\mathbf{p}_0+\xi, -\xi_1) \right. \\
&+ \left. \overline{\Phi}^{(21)211}(\mathbf{p}, \mathbf{p}_0, \xi_1, -\xi_1, \mathbf{p}-\mathbf{p}_0+\xi) \right] \odot \overline{\Phi}^{(01)*}(\mathbf{p}, \mathbf{p}_0, \mathbf{p}-\mathbf{p}_0+\xi) \times \\
&\int d^2\mathbf{x}_1 \exp[-i\xi\mathbf{x}_1] \exp[(\alpha_0(\mathbf{p})+\alpha_0(\mathbf{p}_0))^2 W_{22}(\mathbf{x}-\mathbf{x}_1)], \tag{283}
\end{aligned}$$

$$\begin{aligned}
\langle \overline{\mathbf{R}}^{(01)}(\mathbf{p}|\mathbf{p}_0) \odot \overline{\mathbf{R}}^{(21)}(\mathbf{p}|\mathbf{p}_0) \rangle &= \exp[-(\alpha_0(\mathbf{p})+\alpha_0(\mathbf{p}_0))^2/2(W_{11}(0)+W_{22}(0))] \times \\
&\int d^2\mathbf{x} \exp[-i(\mathbf{p}-\mathbf{p}_0)\mathbf{x}] \int \frac{d^2\xi}{(2\pi)^2} \exp[i\xi\mathbf{x}] W_{22}(\mathbf{p}-\mathbf{p}_0+\xi) \overline{\Phi}^{(01)}(\mathbf{p}, \mathbf{p}_0, \mathbf{p}-\mathbf{p}_0+\xi) \odot \\
&\int \frac{d^2\xi_1}{(2\pi)^2} W_{11}(\xi_1) \left[ \overline{\Phi}^{(21)112}(\mathbf{p}, \mathbf{p}_0, \mathbf{p}-\mathbf{p}_0+\xi, \xi_1, -\xi_1) + \overline{\Phi}^{(21)121}(\mathbf{p}, \mathbf{p}_0, \xi_1, \mathbf{p}-\mathbf{p}_0+\xi, -\xi_1) \right. \\
&+ \left. \overline{\Phi}^{(21)211}(\mathbf{p}, \mathbf{p}_0, \xi_1, -\xi_1, \mathbf{p}-\mathbf{p}_0+\xi) \right]^* \int d^2\mathbf{x}_1 \exp[-i\xi\mathbf{x}_1] \exp[(\alpha_0(\mathbf{p})+\alpha_0(\mathbf{p}_0))^2 W_{22}(\mathbf{x}-\mathbf{x}_1)]. \tag{284}
\end{aligned}$$

In these formulas  $W$  is given by Eqs. (4,9).

To compute the coherent cross-sections we need the following averages :

$$\begin{aligned}
\langle \overline{\mathbf{R}}^{(10)}(\mathbf{p}|\mathbf{p}_0) \rangle &= i \frac{\alpha_0(\mathbf{p}_0)}{\alpha_0(\mathbf{p}) + \alpha_0(\mathbf{p}_0)} \exp[-(\alpha_0(\mathbf{p})+\alpha_0(\mathbf{p}_0))^2/2W_{11}(0)] \int d^2\mathbf{r} \exp[-i(\mathbf{p}-\mathbf{p}_0)\mathbf{r}] \times \\
&\left\{ \overline{\mathbf{X}}_u^{(1)}(\mathbf{p}, \mathbf{p}_0) + \frac{(\alpha_0(\mathbf{p}) + \alpha_0(\mathbf{p}_0))}{2} \int \frac{d^2\xi}{(2\pi)^2} \overline{\Sigma}_u(\mathbf{p}|\mathbf{p}_0|\xi) W_{11}(\xi) \right\}, \tag{285}
\end{aligned}$$

$$\begin{aligned}
\langle \overline{\mathbf{R}}^{(20)}(\mathbf{p}|\mathbf{p}_0) \rangle &= \exp[-(\alpha_0(\mathbf{p})+\alpha_0(\mathbf{p}_0))^2/2W_{11}(0)] \times \\
&\int d^2\mathbf{r} \exp[-i(\mathbf{p}-\mathbf{p}_0)\mathbf{r}] \int \frac{d^2\xi}{(2\pi)^2} \overline{\Phi}^{(20)}(\mathbf{p}, \mathbf{p}_0, \xi, -\xi) W_{11}(\xi), \tag{286}
\end{aligned}$$

$$\begin{aligned}
\langle \overline{\mathbf{R}}^{(30)}(\mathbf{p}|\mathbf{p}_0) \rangle &= \exp[-(\alpha_0(\mathbf{p})+\alpha_0(\mathbf{p}_0))^2/2W_{11}(0)] \times \\
&\int d^2\mathbf{r} \exp[-i(\mathbf{p}-\mathbf{p}_0)\mathbf{r}] \int \frac{d^2\xi_1}{(2\pi)^2} W_{11}(\xi_1) \int \frac{d^2\xi_2}{(2\pi)^2} W_{11}(\xi_2) \times \\
&\left[ \overline{\Phi}^{(30)}(\mathbf{p}, \mathbf{p}_0, \xi_1, \xi_2, -\xi_2) + \overline{\Phi}^{(30)}(\mathbf{p}, \mathbf{p}_0, \xi_2, \xi_1, -\xi_2) + \overline{\Phi}^{(30)}(\mathbf{p}, \mathbf{p}_0, \xi_2, -\xi_2, \xi_1) \right], \tag{287}
\end{aligned}$$

$$\begin{aligned}
\langle \overline{\mathbf{R}}^{(11)}(\mathbf{p}|\mathbf{p}_0) \rangle &= -(\alpha_0(\mathbf{p}) + \alpha_0(\mathbf{p}_0))^2 \exp[-(\alpha_0(\mathbf{p})+\alpha_0(\mathbf{p}_0))^2/2(W_{11}(0)+W_{22}(0))] \times \\
&\int d^2\mathbf{r} \exp[-2i(\mathbf{p}-\mathbf{p}_0)\mathbf{r}] \int \frac{d^2\xi_1}{(2\pi)^2} \int \frac{d^2\xi_2}{(2\pi)^2} \left[ \overline{\Phi}^{(11)12}(\mathbf{p}, \mathbf{p}_0, \mathbf{p}-\mathbf{p}_0+\xi_1, -(\mathbf{p}-\mathbf{p}_0+\xi_2)) \right. \\
&+ \left. \overline{\Phi}^{(11)21}(\mathbf{p}, \mathbf{p}_0, -(\mathbf{p}-\mathbf{p}_0+\xi_2), \mathbf{p}-\mathbf{p}_0+\xi_1) \right] W_{11}(\mathbf{p}-\mathbf{p}_0+\xi_1) W_{22}(\mathbf{p}-\mathbf{p}_0+\xi_2), \tag{288}
\end{aligned}$$

$$\begin{aligned}
\langle \overline{\mathbf{R}}^{(12)}(\mathbf{p}|\mathbf{p}_0) \rangle = & -i(\alpha_0(\mathbf{p}) + \alpha_0(\mathbf{p}_0)) \exp\left[-(\alpha_0(\mathbf{p}) + \alpha_0(\mathbf{p}_0))^2/2(W_{11}(0) + W_{22}(0))\right] \times \\
& \int d^2\mathbf{r} \exp[-2i(\mathbf{p} - \mathbf{p}_0)\mathbf{r}] \int \frac{d^2\xi_1}{(2\pi)^2} \int \frac{d^2\xi_2}{(2\pi)^2} W_{11}(\mathbf{p} - \mathbf{p}_0 + \xi_1) W_{22}(\xi_2) \times \\
& \left[ \overline{\Phi}^{(12)221}(\mathbf{p}, \mathbf{p}_0, \xi_1, -\xi_1, \mathbf{p} - \mathbf{p}_0 + \xi_2) + \overline{\Phi}^{(12)212}(\mathbf{p}, \mathbf{p}_0, \xi_1, \mathbf{p} - \mathbf{p}_0 + \xi_2, -\xi_1) \right. \\
& \left. + \overline{\Phi}^{(12)122}(\mathbf{p}, \mathbf{p}_0, \mathbf{p} - \mathbf{p}_0 + \xi_2, \xi_1, -\xi_1) \right]. \tag{289}
\end{aligned}$$

### 9.3. Applications

As an example of application we take a slab of thickness  $H = 500 \text{ nm}$ , with an upper rough surface characterized by the parameters: rms height  $\sigma_1 = 15 \text{ nm}$ , correlation length  $l_1 = 100 \text{ nm}$ , and a lower rough surface:  $\sigma_2 = 5 \text{ nm}$ ,  $l_2 = 100 \text{ nm}$ . The permittivity of the successive media is:  $\epsilon_0 = 1$ ,  $\epsilon_1 = 2.6896 + i0.0075$ , and  $\epsilon_2 = -18.3 + i0.55$ . Incident angles:  $\theta_i = 0^\circ$ ,  $\phi_i = 0^\circ$ , wavelength  $\lambda = 632.8 \text{ nm}$ .

The incoherent bistatic cross-sections for the 4 polarization states as a function of the scattering angle are shown in Fig. 41. The calculations are performed with 16 Fourier modes. The results are qualitatively similar to those obtained in the SPM case (see Ref [25] Fig. 4), we notice for the polarization  $H - H$  that the maximum and minimum are larger. The Fig. 42 shows the enhancement of the backscattering for  $\theta = 0^\circ$  due to the order 2 contribution, this phenomena was also observed in the SPM case [25]. In order to get an estimate of the magnitude of the different order contributions, we show in Fig. 43 the cross-sections for the different polarizations states according to the order. We notice that the cross-section values decrease with increasing order, giving a justification of a perturbative development, although, no proof of convergence exists. The order 1 polarizations TE-TE, TM-TM are dominant, the polarizations TE-TM, TM-TE give smaller contributions and the order 1 and 2 are close. The order 3 polarizations are 40dB lower compared to order 1 or 2.

In the calculations of the cross-sections the number of Fourier modes plays a significant role on their magnitude. A calculation with 256 modes at the order 1, is given in Fig. 44, the results show a better agreement with the SPM case. We have studied the contributions given by the upper and lower surfaces separately. In Fig. 45 are drawn for the 4 states of polarization the corresponding cross-sections limited to order 1, the lower surface contributes less than the upper one for the polarizations TE-TE, TM-TM, while for TE-TM, TM-TE we observe the opposite effect.

## 10. CONCLUSIONS

In this paper, we have presented very new results on the small-slope approximation. In the development of the SSA series, we have taken into account the third-order SPM (small-perturbation method) kernel. We have generalized the Voronovich ansatz to a layer bounded with two randomly rough surfaces. The functional introduced by Voronovich is expanded in a Taylor series in powers of the different heights  $h_1$  and  $h_2$  of the rough surfaces taking into account the translational invariance. We consider successively the terms of order  $n + m = 1, 2, 3, 4$  where  $n$  and  $m$  are the powers of  $h_1$  and respectively  $h_2$ . We have introduced

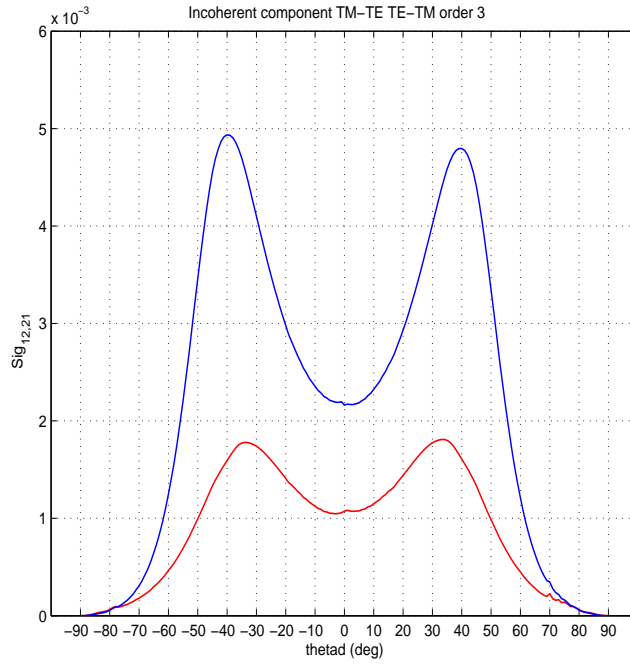
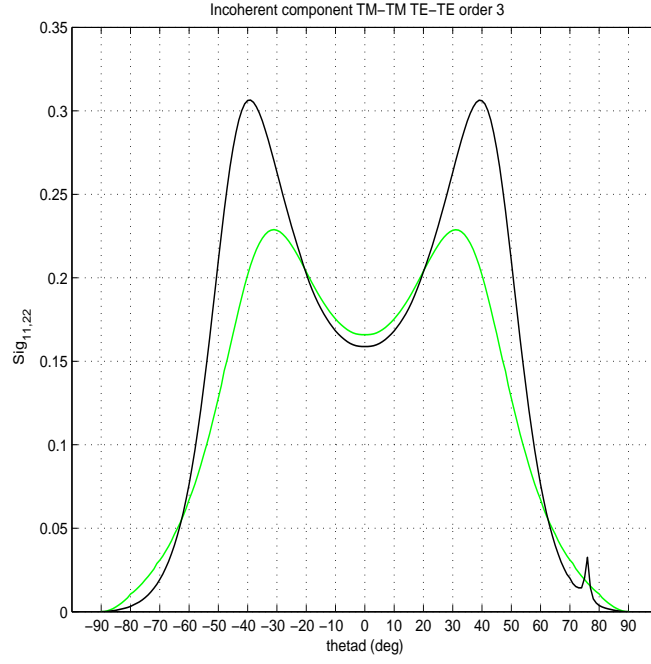


FIG. 41. Incoherent cross-sections to the order 3 for an incident polarized wave  $\lambda = 632.8 \text{ nm}$ . Permittivity of the media:  $\epsilon_0 = 1$ ,  $\epsilon_1 = 2.6896 + i0.0075$ ,  $\epsilon_2 = -18.3 + 0.55i$ . Slab thickness  $H = 500 \text{ nm}$ . Upper rough surface; height  $\sigma_1 = 15 \text{ nm}$ , correlation length  $l_1 = 100 \text{ nm}$ , lower rough surface:  $\sigma_2 = 5 \text{ nm}$ ,  $l_2 = 100 \text{ nm}$ . Angles:  $\theta_i = 0^\circ$ ,  $\phi_i = 0^\circ$ . Polarizations: VV (green curve), HH (black curve), HV (blue curve), VH (red curve). Calculations are done with 16 Fourier modes.

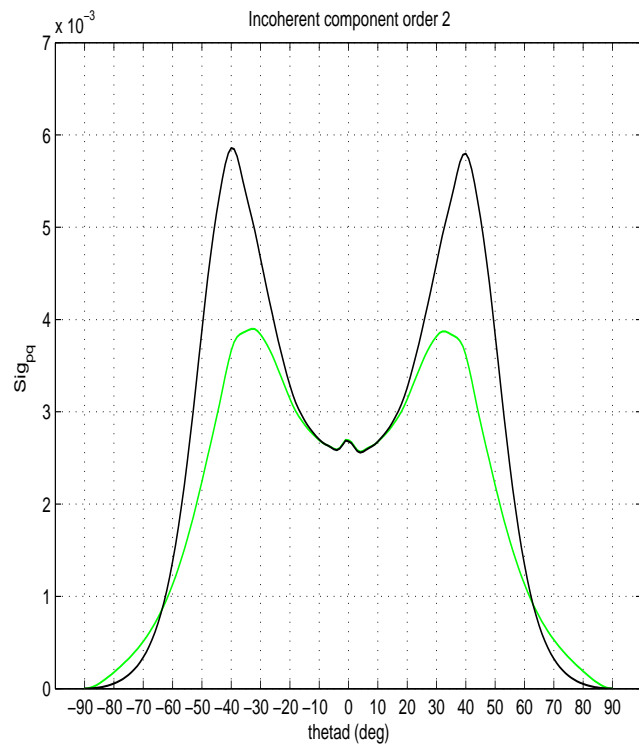


FIG. 42. Incoherent cross-sections contribution to order 2. Polarization  $TE - TE$  black curve,  $TM - TM$  green curve

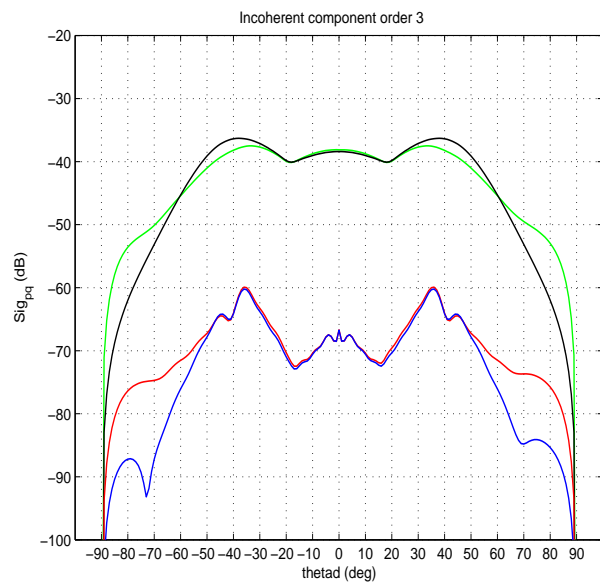
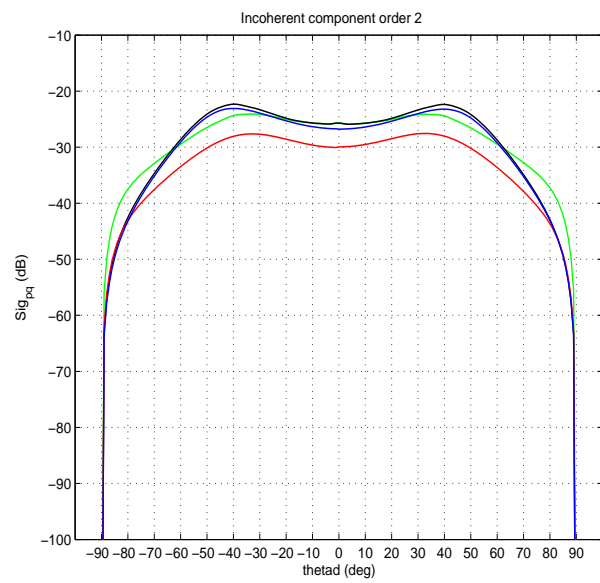
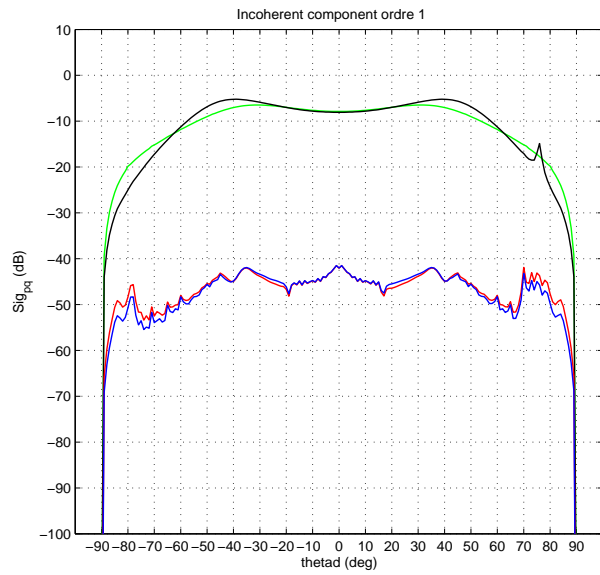


FIG. 43. Contributions to the polarizations for different orders, 1, 2, 3. Parameters and notations are the same as in Fig. 41.

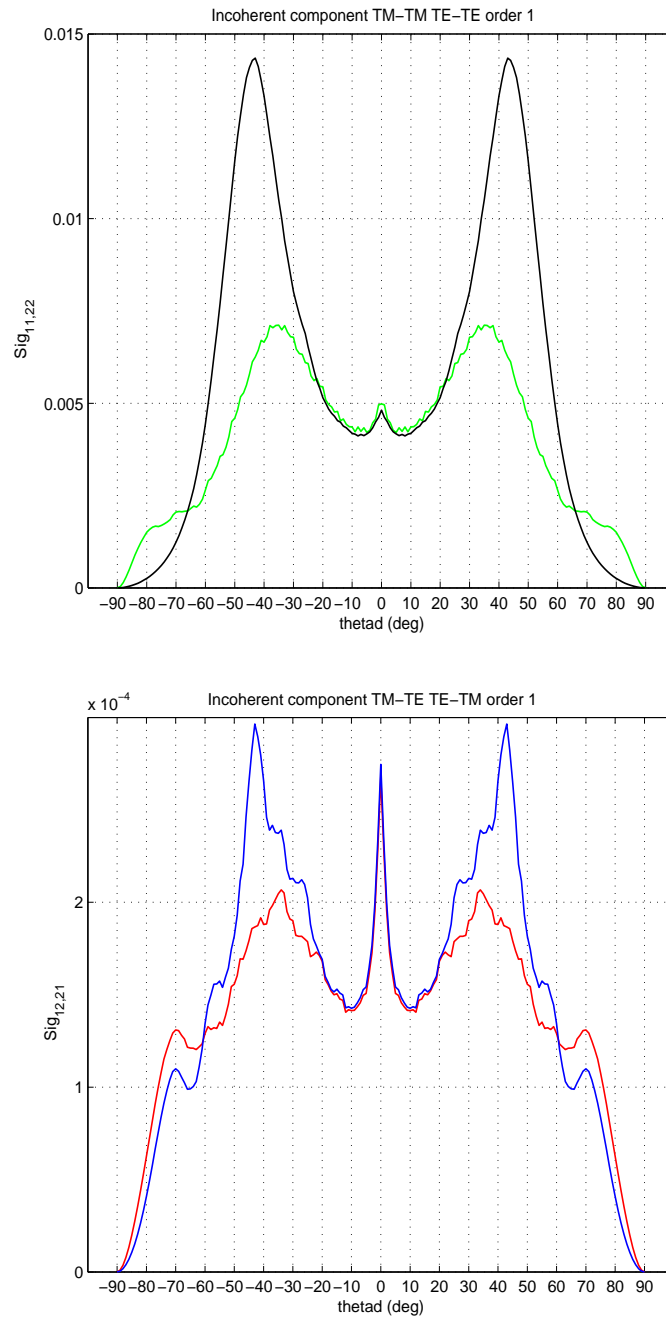


FIG. 44. Contribution of the order 1 with 256 Fourier modes. Parameters and notations are the same as in Fig. 41.

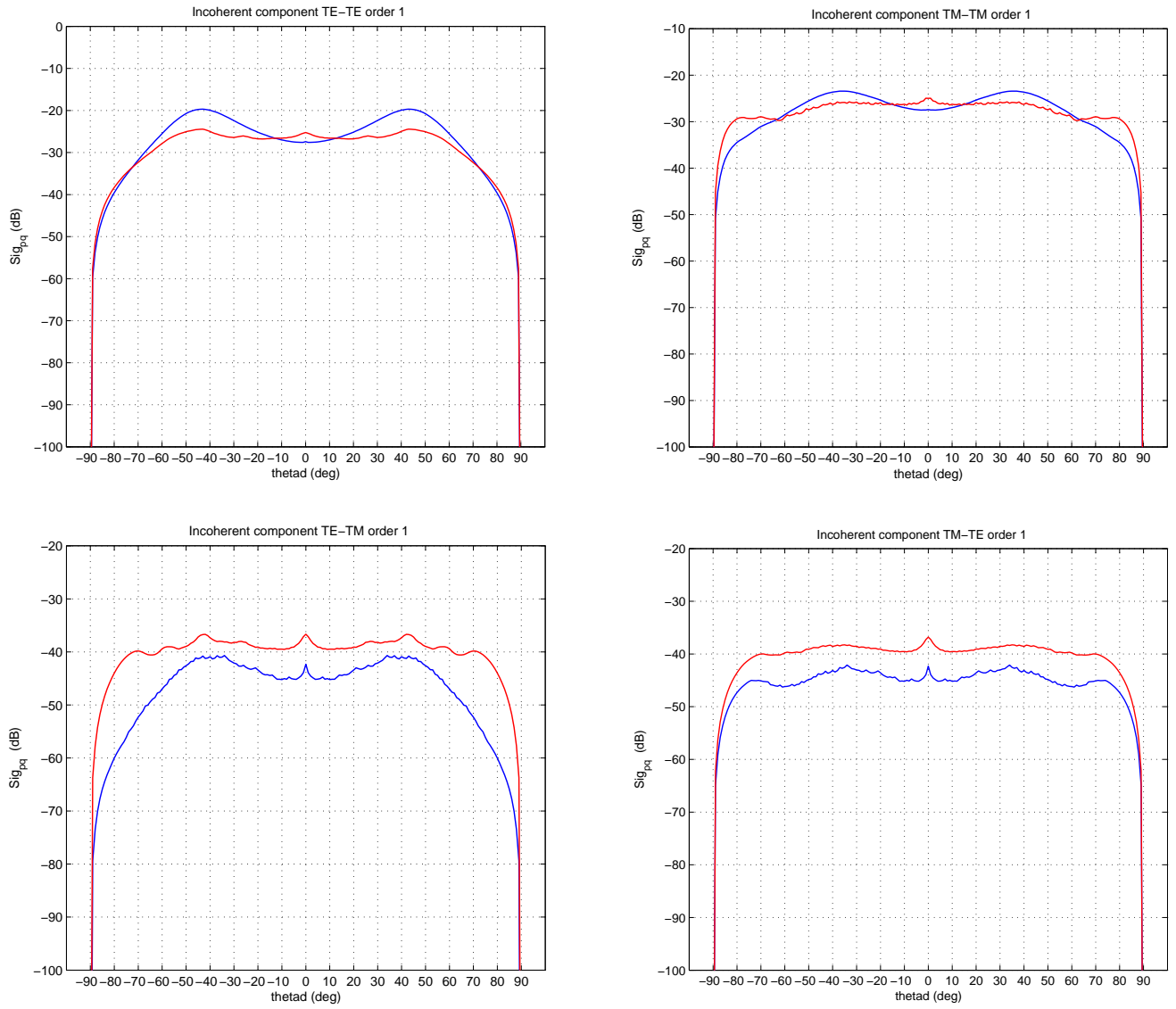


FIG. 45. Contribution of the order 1 to different polarizations states due to the upper rough surface (blue curve), the lower surface (red curve). Same parameters as in Fig. 44.

new terms in the SSA development to consider the coupling between the two rough surfaces. We have given the complete expressions of the scattering matrices and the expression of the needed cross-section for the different polarization states by introducing the Muller matrices. With this new formulation of the SSA, we have observed the backscattering enhancement for a slightly rough layer. We also have performed a comparison between our formulation of the small-slope approximation (SSA) and the formulation of the small-perturbation method (SPM) we have developed for different dielectric and metallic structures. Four types of structure are studied: a rough surface separating two infinite media, a slab with upper rough surface and a lower rough surface, and finally the general case where a slab is delimited by two rough surfaces. The calculation of the scattering amplitudes involves a knowledge of the SPM scattering matrices, we have used those obtained in Refs. [24]-[25].

We have calculated the scattered intensity up to the order 2 for the first 3 structures, and up to the order 3 for the last one. The global form of the intensity spectra for the 4 polarizations states are similar for both methods, however, some differences exist concerning the maxima and minima obtained, the SSA has a tendency to increase their values. In the case of a slab delimited by two rough surfaces, it was difficult to put in evidence the satellite peaks we observed in the SPM [25]. In fact, the SSA method combines different orders of the SPM, so the resulting contributions can hidden this effect. Further studies with more appropriate integration methods are required to address this issue. The numerical calculation of the intensities is performed by a FFT method and we have noticed a sensitivity of the results on the number of Fourier modes which are used.

This type of simulation computation can give some experimental conditions and specifications to realize highly integrated optical devices that use metallic or metallo-dielectric nano-scale structures.

## APPENDIX

In order to make the paper self-contained we give in the appendices a summary of the formulas derived in Ref [24] in the case of the small-perturbation method. Appendix A contains the scattering matrices for a rough surface separating two semi-infinite media, appendix B, for a rough surface on the bottom side of a slab, and appendix C for a rough surface on the upper side of a slab.

### APPENDIX A. DEFINITION OF THE SCATTERING MATRICES FOR A SINGLE ROUGH SURFACE

$$\overline{\mathbf{X}}_{s\epsilon_0,\epsilon_1}^{(0)}(\mathbf{p}_0) = \overline{\mathbf{D}}_{10}^-(\mathbf{p}_0) \cdot [\overline{\mathbf{D}}_{10}^+(\mathbf{p}_0)]^{-1}, \quad (\text{A.1})$$

$$\overline{\mathbf{X}}_{s\epsilon_0,\epsilon_1}^{(1)}(\mathbf{u}|\mathbf{p}_0) = 2i\overline{\mathbf{Q}}^+(\mathbf{u}|\mathbf{p}_0), \quad (\text{A.2})$$

$$\overline{\mathbf{X}}_{s\epsilon_0,\epsilon_1}^{(2)}(\mathbf{u}|\mathbf{p}_1|\mathbf{p}_0) = \alpha_1(\mathbf{u})\overline{\mathbf{Q}}^+(\mathbf{u}|\mathbf{p}_0) + \alpha_0(\mathbf{p}_0)\overline{\mathbf{Q}}^-(\mathbf{u}|\mathbf{p}_0) - 2\overline{\mathbf{P}}(\mathbf{u}|\mathbf{p}_1) \cdot \overline{\mathbf{Q}}^+(\mathbf{p}_1|\mathbf{p}_0), \quad (\text{A.3})$$

where

$$\overline{\mathbf{Q}}^\pm(\mathbf{u}|\mathbf{p}_0) \equiv \frac{\alpha_1(\mathbf{u}) - \alpha_0(\mathbf{u})}{2\alpha_0(\mathbf{p}_0)} [\overline{\mathbf{M}}^{1+,0+}(\mathbf{u}|\mathbf{u})]^{-1} \cdot [\overline{\mathbf{M}}^{1+,0-}(\mathbf{u}|\mathbf{p}_0) \pm \overline{\mathbf{M}}^{1+,0+}(\mathbf{u}|\mathbf{p}_0) \cdot \overline{\mathbf{X}}^{(0)}(\mathbf{p}_0)], \quad (\text{A.4})$$



or explicitly :

$$\begin{aligned} \overline{\mathbf{Q}}^+(\mathbf{u}|\mathbf{p}_0) &= (\epsilon_1 - \epsilon_0) [\overline{\mathbf{D}}_{10}^+(\mathbf{u})]^{-1} \cdot \begin{pmatrix} \epsilon_1 \|\mathbf{u}\| \|\mathbf{p}_0\| - \epsilon_0 \alpha_1(\mathbf{u}) \alpha_1(\mathbf{p}_0) \hat{\mathbf{u}} \cdot \hat{\mathbf{p}}_0 & -\epsilon_0^{\frac{1}{2}} K_0 \alpha_1(\mathbf{u}) (\hat{\mathbf{u}} \times \hat{\mathbf{p}}_0)_z \\ -\epsilon_0^{\frac{1}{2}} K_0 \alpha_1(\mathbf{p}_0) (\hat{\mathbf{u}} \times \hat{\mathbf{p}}_0)_z & \epsilon_0 K_0^2 \hat{\mathbf{u}} \cdot \hat{\mathbf{p}}_0 \end{pmatrix} \\ &\cdot [\overline{\mathbf{D}}_{10}^+(\mathbf{p}_0)]^{-1}, \end{aligned} \quad (\text{A.5})$$

$$\begin{aligned} \overline{\mathbf{Q}}^-(\mathbf{u}|\mathbf{p}_0) &= \frac{(\epsilon_1 - \epsilon_0)}{\alpha_0(\mathbf{p}_0)} [\overline{\mathbf{D}}_{10}^+(\mathbf{u})]^{-1} \cdot \\ &\begin{pmatrix} \epsilon_0 \alpha_1(\mathbf{p}_0) \|\mathbf{u}\| \|\mathbf{p}_0\| - \epsilon_1 \alpha_1(\mathbf{u}) \alpha_0^2(\mathbf{p}_0) \hat{\mathbf{u}} \cdot \hat{\mathbf{p}}_0 & -\epsilon_0^{\frac{1}{2}} K_0 \alpha_1(\mathbf{u}) \alpha_1(\mathbf{p}_0) (\hat{\mathbf{u}} \times \hat{\mathbf{p}}_0)_z \\ -\epsilon_0^{\frac{1}{2}} K_0 \epsilon_1 \alpha_0^2(\mathbf{p}_0) (\hat{\mathbf{u}} \times \hat{\mathbf{p}}_0)_z & \epsilon_0 K_0^2 \alpha_1(\mathbf{p}_0) \hat{\mathbf{u}} \cdot \hat{\mathbf{p}}_0 \end{pmatrix} \\ &\cdot [\overline{\mathbf{D}}_{10}^+(\mathbf{p}_0)]^{-1}, \end{aligned} \quad (\text{A.6})$$

$$\begin{aligned} \overline{\mathbf{P}}(\mathbf{u}|\mathbf{p}_1) &\equiv (\alpha_1(\mathbf{u}) - \alpha_0(\mathbf{u})) [\overline{\mathbf{M}}^{1+,0+}(\mathbf{u}|\mathbf{u})]^{-1} \overline{\mathbf{M}}^{1+,0+}(\mathbf{u}|\mathbf{p}_1) \\ &= (\epsilon_1 - \epsilon_0) [\overline{\mathbf{D}}_{10}^+(\mathbf{u})]^{-1} \cdot \begin{pmatrix} \|\mathbf{u}\| \|\mathbf{p}\| + \alpha_1(\mathbf{u}) \alpha_0(\mathbf{p}) \hat{\mathbf{u}} \cdot \hat{\mathbf{p}}_1 & -\epsilon_0^{\frac{1}{2}} K_0 \alpha_1(\mathbf{u}) (\hat{\mathbf{u}} \times \hat{\mathbf{p}}_1)_z \\ \epsilon_0^{-\frac{1}{2}} K_0 \alpha_0(\mathbf{p}) (\hat{\mathbf{u}} \times \hat{\mathbf{p}}_1)_z & K_0^2 \hat{\mathbf{u}} \cdot \hat{\mathbf{p}}_1 \end{pmatrix}, \end{aligned} \quad (\text{A.7})$$

where

$$\overline{\mathbf{D}}_{10}^\pm(\mathbf{p}_0) \equiv \begin{pmatrix} \epsilon_1 \alpha_0(\mathbf{p}_0) \pm \epsilon_0 \alpha_1(\mathbf{p}_0) & 0 \\ 0 & \alpha_0(\mathbf{p}_0) \pm \alpha_1(\mathbf{p}_0) \end{pmatrix}. \quad (\text{A.8})$$

## APPENDIX B. DEFINITION OF THE SCATTERING MATRICES FOR A SLAB WITH A ROUGH SURFACE ON THE BOTTOM SIDE

$$\overline{\mathbf{X}}_d^{(0)}(\mathbf{p}_0) = \left( \overline{\mathbf{V}}^{10}(\mathbf{p}_0) + \overline{\mathbf{V}}^{H21}(\mathbf{p}_0) \right) \left[ \overline{\mathbf{I}} + \overline{\mathbf{V}}^{10}(\mathbf{p}_0) \cdot \overline{\mathbf{V}}^{H21}(\mathbf{p}_0) \right]^{-1}, \quad (\text{B.1})$$

$$\overline{\mathbf{X}}_d^{(1)}(\mathbf{p}|\mathbf{p}_0) = \overline{\mathbf{T}}^{10}(\mathbf{p}) \cdot \overline{\mathbf{U}}^{(0)}(\mathbf{p}) \cdot \overline{\mathbf{X}}_{s\epsilon_1, \epsilon_2}^{H(1)}(\mathbf{p}|\mathbf{p}_0) \cdot \overline{\mathbf{U}}^{(0)}(\mathbf{p}_0) \cdot \overline{\mathbf{T}}^{10}(\mathbf{p}_0), \quad (\text{B.2})$$

$$\begin{aligned} \overline{\mathbf{X}}_d^{(2)}(\mathbf{p}|\mathbf{p}_1|\mathbf{p}_0) &= \overline{\mathbf{T}}^{10}(\mathbf{p}) \cdot \overline{\mathbf{U}}^{(0)}(\mathbf{p}) \cdot \left[ \overline{\mathbf{X}}_{s\epsilon_1, \epsilon_2}^{H(2)}(\mathbf{p}|\mathbf{p}_1|\mathbf{p}_0) \right. \\ &\quad \left. - \alpha_1(\mathbf{p}_1) \overline{\mathbf{X}}_{s\epsilon_1, \epsilon_2}^{H(1)}(\mathbf{p}|\mathbf{p}_1) \cdot \overline{\mathbf{U}}^{(0)}(\mathbf{p}_1) \cdot \overline{\mathbf{V}}^{10}(\mathbf{p}_1) \cdot \overline{\mathbf{X}}_{s\epsilon_1, \epsilon_2}^{H(1)}(\mathbf{p}_1|\mathbf{p}_0) \right] \cdot \overline{\mathbf{U}}^{(0)}(\mathbf{p}_0) \cdot \overline{\mathbf{T}}^{10}(\mathbf{p}_0). \end{aligned} \quad (\text{B.3})$$

In these formulas  $\overline{\mathbf{X}}_{s\epsilon_1, \epsilon_2}^{(i)}$  are defined in appendix A and

$$\overline{\mathbf{X}}_{s\epsilon_1, \epsilon_2}^{H(n)}(\mathbf{p}|\mathbf{p}_0) \equiv \exp(i(\alpha_1(\mathbf{p}) + \alpha_1(\mathbf{p}_0))H) \overline{\mathbf{X}}_{s\epsilon_1, \epsilon_2}^{(n)}(\mathbf{p}|\mathbf{p}_0), \quad (\text{B.4})$$

where we have replaced the permittivities  $\epsilon_0$  by  $\epsilon_1$ , and  $\epsilon_1$  by  $\epsilon_2$ .

The expressions of the other matrices are given by :

$$\overline{\mathbf{V}}^{10}(\mathbf{p}_0) \equiv \overline{\mathbf{D}}_{10}^-(\mathbf{p}_0) [\overline{\mathbf{D}}_{10}^+(\mathbf{p}_0)]^{-1}, \quad (\text{B.5})$$

and  $\overline{\mathbf{D}}_{10}$  is defined by (A.9).

$$\overline{\mathbf{V}}^{H21}(\mathbf{p}_0) \equiv \exp(2i\alpha_1(\mathbf{p}_0)H) \overline{\mathbf{D}}_{21}^-(\mathbf{p}_0) \left[ \overline{\mathbf{D}}_{21}^+(\mathbf{p}_0) \right]^{-1}, \quad (\text{B.6})$$

$$\overline{\mathbf{D}}_{21}^\pm(\mathbf{p}_0) \equiv \begin{pmatrix} \epsilon_2 \alpha_1(\mathbf{p}_0) \pm \epsilon_1 \alpha_2(\mathbf{p}_0) & 0 \\ 0 & \alpha_1(\mathbf{p}_0) \pm \alpha_2(\mathbf{p}_0) \end{pmatrix}, \quad (\text{B.7})$$

$$\overline{\mathbf{T}}^{10}(\mathbf{p}_0) = \alpha_1(\mathbf{p}_0) \begin{pmatrix} (\epsilon_0 \epsilon_1)^{\frac{1}{2}} & 0 \\ 0 & 1 \end{pmatrix} \cdot [\overline{\mathbf{D}}_{10}^+(\mathbf{p}_0)]^{-1}, \quad (\text{B.8})$$

$$\overline{\mathbf{U}}^{(0)}(\mathbf{p}_0) = \left[ \overline{\mathbf{I}} + \overline{\mathbf{V}}^{10}(\mathbf{p}_0) \cdot \overline{\mathbf{V}}^{H21}(\mathbf{p}_0) \right]^{-1}. \quad (\text{B.9})$$

### APPENDIX C. DEFINITION OF THE SCATTERING MATRICES FOR A SLAB WITH A ROUGH SURFACE ON THE UPPER SIDE

$$\begin{aligned} \overline{\mathbf{Q}}^{ba}(\mathbf{u}|\mathbf{p}_0) &\equiv \frac{i}{2\alpha_0(\mathbf{p}_0)} \left[ \frac{\overline{\mathbf{M}}^{1+,0+}(\mathbf{u}|\mathbf{u})}{\alpha_1(\mathbf{u}) - \alpha_0(\mathbf{u})} - \overline{\mathbf{r}}^{H21}(\mathbf{u}) \cdot \frac{\overline{\mathbf{M}}^{1-,0+}(\mathbf{u}|\mathbf{u})}{\alpha_1(\mathbf{u}) + \alpha_0(\mathbf{u})} \right]^{-1} \\ &\cdot \left[ \overline{\mathbf{M}}^{1+,0+}(\mathbf{u}|\mathbf{p}_0) \cdot \overline{\mathbf{X}}_{s\epsilon_0,\epsilon_1}^{(0)}(\mathbf{p}_0) + a \overline{\mathbf{M}}^{1+,0-}(\mathbf{u}|\mathbf{p}_0) \right. \\ &\left. + b \overline{\mathbf{r}}^{H21}(\mathbf{u}) \cdot \left( \overline{\mathbf{M}}^{1-,0+}(\mathbf{u}|\mathbf{p}_0) \cdot \overline{\mathbf{X}}_{s\epsilon_0,\epsilon_1}^{(0)}(\mathbf{p}_0) + a \overline{\mathbf{M}}^{1-,0-}(\mathbf{u}|\mathbf{p}_0) \right) \right], \quad (\text{C.1}) \end{aligned}$$

$$\begin{aligned} \overline{\mathbf{P}}^\pm(\mathbf{u}|\mathbf{p}_1) &\equiv \left[ \frac{\overline{\mathbf{M}}^{1+,0+}(\mathbf{u}|\mathbf{u})}{\alpha_1(\mathbf{u}) - \alpha_0(\mathbf{u})} - \overline{\mathbf{r}}^{H21}(\mathbf{u}) \cdot \frac{\overline{\mathbf{M}}^{1-,0+}(\mathbf{u}|\mathbf{u})}{\alpha_1(\mathbf{u}) + \alpha_0(\mathbf{u})} \right]^{-1} \\ &\cdot \left[ \overline{\mathbf{M}}^{1+,0+}(\mathbf{u}|\mathbf{p}_1) \pm \overline{\mathbf{r}}^{H21}(\mathbf{u}) \cdot \overline{\mathbf{M}}^{1-,0+}(\mathbf{u}|\mathbf{p}_1) \right], \quad (\text{C.2}) \end{aligned}$$

where  $a = \pm$ ,  $b = \pm$  are the indices related to the direction of propagation of the waves, - downward, + upward with respect to  $z > 0$  direction. After some calculations :

$$\begin{aligned} \overline{\mathbf{Q}}^{++}(\mathbf{u}|\mathbf{p}_0) &= (\epsilon_1 - \epsilon_0) [\overline{\mathbf{D}}_{10}^+(\mathbf{u})]^{-1} \cdot \\ &\begin{pmatrix} \epsilon_1 \overline{\mathbf{A}}^{++} - \epsilon_0 \alpha_1(\mathbf{u}) \alpha_1(\mathbf{p}_0) \overline{\mathbf{B}}^{--} & -\epsilon_0^{\frac{1}{2}} \alpha_1(\mathbf{u}) \overline{\mathbf{J}}^{-+} \\ -\epsilon_0^{\frac{1}{2}} \alpha_1(\mathbf{p}_0) \overline{\mathbf{G}}^{+-} & \epsilon_0 K_0^2 \overline{\mathbf{C}}^{++} \end{pmatrix} \cdot [\overline{\mathbf{D}}_{10}^+(\mathbf{p}_0)]^{-1}, \quad (\text{C.3}) \end{aligned}$$

$$\begin{aligned} \overline{\mathbf{Q}}^{-+}(\mathbf{u}|\mathbf{p}_0) &= (\epsilon_1 - \epsilon_0) [\overline{\mathbf{D}}_{10}^+(\mathbf{u})]^{-1} \cdot \\ &\begin{pmatrix} \epsilon_1 \overline{\mathbf{A}}^{-+} - \epsilon_0 \alpha_1(\mathbf{u}) \alpha_1(\mathbf{p}_0) F_V^+(\mathbf{u}) \overline{\mathbf{B}}^{+-} & -\epsilon_0^{\frac{1}{2}} \alpha_1(\mathbf{u}) \overline{\mathbf{J}}^{++} \\ -\epsilon_0^{\frac{1}{2}} \alpha_1(\mathbf{p}_0) \overline{\mathbf{G}}^{--} & \epsilon_0 K_0^2 \overline{\mathbf{C}}^{-+} \end{pmatrix} \cdot [\overline{\mathbf{D}}_{10}^+(\mathbf{p}_0)]^{-1}, \quad (\text{C.4}) \end{aligned}$$

$$\begin{aligned} \overline{\mathbf{Q}}^{+-}(\mathbf{u}|\mathbf{p}_0) &= \frac{(\epsilon_1 - \epsilon_0)}{\alpha_0(\mathbf{p}_0)} [\overline{\mathbf{D}}_{10}^+(\mathbf{u})]^{-1} \cdot \\ &\begin{pmatrix} \epsilon_0 \alpha_1(\mathbf{p}_0) \overline{\mathbf{A}}^{+-} - \epsilon_1 \alpha_1(\mathbf{u}) \alpha_0^2(\mathbf{p}_0) \overline{\mathbf{B}}^{-+} & -\epsilon_0^{\frac{1}{2}} \alpha_1(\mathbf{u}) \alpha_1(\mathbf{p}_0) \overline{\mathbf{J}}^{-+} \\ -\epsilon_0^{\frac{1}{2}} \epsilon_1 \alpha_0^2(\mathbf{p}_0) \overline{\mathbf{G}}^{++} & \epsilon_0 K_0^2 \alpha_1(\mathbf{p}_0) \overline{\mathbf{C}}^{+-} \end{pmatrix} \cdot [\overline{\mathbf{D}}_{10}^+(\mathbf{p}_0)]^{-1}, \quad (\text{C.5}) \end{aligned}$$

$$\begin{aligned} \overline{\mathbf{Q}}^{--}(\mathbf{u}|\mathbf{p}_0) &= \frac{(\epsilon_1 - \epsilon_0)}{\alpha_0(\mathbf{p}_0)} [\overline{\mathbf{D}}_{10}^+(\mathbf{u})]^{-1} \cdot \\ &\begin{pmatrix} \epsilon_0 \alpha_1(\mathbf{p}_0) \overline{\mathbf{A}}^{--} - \epsilon_1 \alpha_1(\mathbf{u}) \alpha_0^2(\mathbf{p}_0) \overline{\mathbf{B}}^{++} & -\epsilon_0^{\frac{1}{2}} \alpha_1(\mathbf{u}) \alpha_1(\mathbf{p}_0) \overline{\mathbf{J}}^{+-} \\ -\epsilon_0^{\frac{1}{2}} \epsilon_1 \alpha_0^2(\mathbf{p}_0) \overline{\mathbf{G}}^{-+} & \epsilon_0 K_0^2 \alpha_1(\mathbf{p}_0) \overline{\mathbf{C}}^{--} \end{pmatrix} \cdot [\overline{\mathbf{D}}_{10}^+(\mathbf{p}_0)]^{-1}, \quad (\text{C.6}) \end{aligned}$$

where

$$\overline{\mathbf{A}}^{a,b} = \|\mathbf{u}\| \|\mathbf{p}_0\| F_V^a(\mathbf{u}) F_V^b(\mathbf{p}_0), \quad (\text{C.7})$$

$$\overline{\mathbf{B}}^{a,b} = F_V^a(\mathbf{u}) F_V^b(\mathbf{p}_0) \hat{\mathbf{u}} \cdot \hat{\mathbf{p}}_0, \quad (\text{C.8})$$

$$\overline{\mathbf{C}}^{a,b} = F_H^a(\mathbf{u}) F_H^b(\mathbf{p}_0) \hat{\mathbf{u}} \cdot \hat{\mathbf{p}}_0, \quad (\text{C.9})$$

$$\overline{\mathbf{J}}^{a,b} = F_V^a(\mathbf{u}) F_H^b(\mathbf{p}_0) (\hat{\mathbf{u}} \times \hat{\mathbf{p}}_0)_z, \quad (\text{C.10})$$

$$\overline{\mathbf{G}}^{a,b} = F_H^a(\mathbf{u}) F_V^b(\mathbf{p}_0) (\hat{\mathbf{u}} \times \hat{\mathbf{p}}_0)_z, \quad (\text{C.11})$$

$$\begin{pmatrix} F_V^\pm(\mathbf{p}_0) & 0 \\ 0 & F_H^\pm(\mathbf{p}_0) \end{pmatrix} = \left( \overline{\mathbf{I}} \pm \overline{\mathbf{V}}^{H21}(\mathbf{p}_0) \right) \left( \overline{\mathbf{I}} + \overline{\mathbf{r}}^{10}(\mathbf{p}_0) \cdot \overline{\mathbf{V}}^{H21}(\mathbf{p}_0) \right)^{-1}, \quad (\text{C.12})$$

the matrix  $\overline{\mathbf{r}}^{10}$  represents the reflection coefficient of a planar surface located at  $z = 0$  and separating two media of permittivity  $\epsilon_0$  et  $\epsilon_1$ :<sup>8</sup>

$$\overline{\mathbf{r}}^{10}(\mathbf{p}_0) = \begin{pmatrix} \frac{\epsilon_1 \alpha_0(\mathbf{p}_0) - \epsilon_0 \alpha_1(\mathbf{p}_0)}{\epsilon_1 \alpha_0(\mathbf{p}_0) + \epsilon_0 \alpha_1(\mathbf{p}_0)} & 0 \\ 0 & \frac{\alpha_0(\mathbf{p}_0) - \alpha_1(\mathbf{p}_0)}{\alpha_0(\mathbf{p}_0) + \alpha_1(\mathbf{p}_0)} \end{pmatrix}, \quad (\text{C.13})$$

$\overline{\mathbf{V}}^{H21}$  is given by Eq. (B.6).

The explicit form of the matrices  $\overline{\mathbf{P}}^\pm$  is the following:

$$\begin{aligned} \overline{\mathbf{P}}^+(\mathbf{u}|\mathbf{p}_0) &= (\epsilon_1 - \epsilon_0) [\overline{\mathbf{D}}_{10}^+(\mathbf{u})]^{-1} \cdot \\ &\begin{pmatrix} \|\mathbf{u}\| \|\mathbf{p}\| F_V^+(\mathbf{u}) + \alpha_1(\mathbf{u}) \alpha_0(\mathbf{p}) F_V^-(\mathbf{u}) \hat{\mathbf{u}} \cdot \hat{\mathbf{p}}_1 & -\epsilon_0^{\frac{1}{2}} K_0 \alpha_1(\mathbf{u}) F_V^-(\mathbf{u}) (\hat{\mathbf{u}} \times \hat{\mathbf{p}}_1)_z \\ \epsilon_0^{-\frac{1}{2}} K_0 \alpha_0(\mathbf{p}) F_H^+(\mathbf{u}) (\hat{\mathbf{u}} \times \hat{\mathbf{p}}_1)_z & K_0^2 F_H^+(\mathbf{u}) \hat{\mathbf{u}} \cdot \hat{\mathbf{p}}_1 \end{pmatrix}, \quad (\text{C.14}) \end{aligned}$$

$$\begin{aligned} \overline{\mathbf{P}}^-(\mathbf{u}|\mathbf{p}_0) &= (\epsilon_1 - \epsilon_0) [\overline{\mathbf{D}}_{10}^+(\mathbf{u})]^{-1} \cdot \\ &\begin{pmatrix} \|\mathbf{u}\| \|\mathbf{p}\| F_V^-(\mathbf{u}) + \alpha_1(\mathbf{u}) \alpha_0(\mathbf{p}) F_V^+(\mathbf{u}) \hat{\mathbf{u}} \cdot \hat{\mathbf{p}}_1 & -\epsilon_0^{\frac{1}{2}} K_0 \alpha_1(\mathbf{u}) F_V^+(\mathbf{u}) (\hat{\mathbf{u}} \times \hat{\mathbf{p}}_1)_z \\ \epsilon_0^{-\frac{1}{2}} K_0 \alpha_0(\mathbf{p}) F_H^-(\mathbf{u}) (\hat{\mathbf{u}} \times \hat{\mathbf{p}}_1)_z & K_0^2 F_H^-(\mathbf{u}) \hat{\mathbf{u}} \cdot \hat{\mathbf{p}}_1 \end{pmatrix}. \quad (\text{C.15}) \end{aligned}$$

---

8. In Ref [24] Eqs. (150-151) have a misprint.

## REFERENCES

1. Beckmann, A., and A. Spizzichino, *The Scattering of Electromagnetic waves from Rough Surfaces*, Pergamon, Oxford, 1963.
2. Bass, F. G., and I. M. Fuks, *Waves Scattering from Statistically Rough Surfaces*, Pergamon, Oxford, 1979.
3. Ishimaru, A., *Waves Propagation and Scattering in Random Media*, Academic Press, New York, 1978.
4. Freiliker, V., E. Kanzieper, and A. A. Maradudin, "Coherent scattering enhancement in systems bounded by rough surfaces," *Phys. Rep.*, Vol. 288, 127-204, 1997.
5. Rice, S. O., "Reflection of electromagnetic waves from slightly rough surfaces," *Commun. Pure Appl. Math.*, Vol. 4, 351-378, 1951.
6. Nieto-Vesperinas, M., "Depolarisation of electromagnetic waves scattered from slightly rough random surfaces: a study by means of the extinction theorem," *J. Opt. Soc. Am.*, Vol 72, 539-547, 1982.
7. Tsang L., G. T. J. Kong, and R. Shin, "Theory of Microwave Remote Sensing," Wiley-Interscience, New York, 1985.
8. Johnson, J. T., "Third-order small-perturbation method for scattering from dielectric rough surfaces," *J. Opt. Soc. Am.*, Vol. A16, 2720-2736, 1999.
9. Ogilvy, J. A., *Theory of Wave Scattering From Random Rough Surfaces*, Adam Hilger, Bristol, 1991.
10. Bourlier, C., G. Berginc, and J. Saillard, "Theoretical study of the Kirchhoff integral from a two-dimensional randomly rough surface with shadowing effect: application to the backscattering coefficient for a perfectly-conducting surface," *Waves in Random Media*, Vol. 11, 91-118, 2001.
11. Kur'yanov, B. F., "The scattering of sound at a rough surface with two types of irregularity," *Sov. Phys. Acoust.*, Vol. 8, 252-257, 1963.
12. Brown, G. S., "A new approach to the analysis of rough surface scattering," *IEEE Trans. Antennas Propag.*, Vol. 39, 943-948, 1991.
13. Bahar, E., "Full wave solutions for the depolarization of the scattered radiation fields by rough surfaces of arbitrary slopes," *IEEE Trans. Antennas Propag.*, Vol.29, 443-454, 1981.
14. Shen, J., and A. A. Maradudin, "Multiple scattering of waves from random rough surfaces," *Phys. Rev.*, Vol. 22, 4234-4240, 1980.
15. Winebrenner, D. P., and A. Ishimaru, "Investigation of a surface-field phase-perturbation technique for scattering from rough surfaces," *Radio Sci.*, Vol. 20, 161-170, 1985.

16. Tatarskii, V. I., "The expansion of the solution of the rough-surface scattering problem in powers of quasi-slopes," *Waves in Random Media*, Vol. 3, 127-146, 1993.
17. Voronovich, A. G., "Small-slope approximation in wave scattering by rough surfaces," *Sov. Phys. JETP*, Vol. 62, 65-70, 1985.
18. Voronovich, A. G., "Small-slope approximation for electromagnetic wave scattering at a rough interface of two dielectric half-space," *Waves in Random Media*, Vol. 4, 337-367, 1994.
19. Voronovich, A. G., *Wave Scattering from Rough Surfaces*, Springer, Berlin, 1994.
20. Voronovich, A. G., "A two-scale model from the point of view of small-slope approximation," *Waves in Random Media*, Vol. 6, 73-83, 1996.
21. Voronovich, A. G., "Non-local small-slope approximation for wave scattering from rough surfaces," *Waves in Random Media*, Vol. 6, 151-167, 1996.
22. Fuks, I. M., and A. G. Voronovich, "Wave diffraction by rough interfaces in an arbitrary plane-layered medium," *Waves in Random Media*, Vol. 10, 253-272, 2000.
23. Gilbert, M.S., and J.T. Johnson, "A study of the higher-order small-slope approximation for scattering from a Gaussian rough surface," *Waves in Random Media*, Vol. 13, 137-149, 2003.
24. Berginc, G., A. Soubret, and C. Bourrely, "Application of reduced Rayleigh equations to electromagnetic wave scattering by two-dimensional randomly rough surfaces," *Phys. Rev.*, Vol. B63, 245411-1-20, 2001.
25. Berginc, G., A. Soubret, and C. Bourrely, "Backscattering enhancement of an electromagnetic wave scattered by two-dimensional rough layers", *J. Opt. Soc. Am.*, Vol. A18, 2778-2788, 2001.
26. Soubret, A., "Diffusion des ondes électromagnétiques par des milieux et des surfaces aléatoires : Etude des effets cohérents dans le champ diffusé", Ph.D thesis, Université de la Méditerranée, Décembre 2001.
27. Berginc, G., and C. Bourrely, "Scattering of an electromagnetic waves from 3-D rough layers: small amplitude method and small-slope approximation", *Progress In Electromagnetic Research Symposium*, Cambridge (MA) March 2006.
28. Calvo-Perez, O., "Diffusion des ondes électromagnétiques par un film diélectrique rugueux hétérogène. Etude expérimentale et modélisation," Ph. D. Thesis, Ecole Centrale de Paris, France, 1999.
29. Berginc, G., "Small-slope approximation method: a further study of vector wave scattering from two-dimensional surfaces and comparison with experimental data", *PIER*, Vol. 37, 251-287, 2002.
30. Perzen, E., *Stochastic Processes*, Holden-Day, San Francisco, 1962.