



HAL
open science

Quantum transport in quasicrystals and complex metallic alloys

Didier Mayou, Guy Trambly de Laissardière

► **To cite this version:**

Didier Mayou, Guy Trambly de Laissardière. Quantum transport in quasicrystals and complex metallic alloys. T. Fujiwara, Y. Ishii. Quasicrystals, Elsevier, Amsterdam, pp.209-265, 2008, Handbook of Metal Physics, <10.1016/S1570-002X(08)80022-5>. <hal-00126697>

HAL Id: hal-00126697

<https://hal.science/hal-00126697v1>

Submitted on 25 Jan 2007

HAL is a multi-disciplinary open access archive for the deposit and dissemination of scientific research documents, whether they are published or not. The documents may come from teaching and research institutions in France or abroad, or from public or private research centers.

L'archive ouverte pluridisciplinaire HAL, est destinée au dépôt et à la diffusion de documents scientifiques de niveau recherche, publiés ou non, émanant des établissements d'enseignement et de recherche français ou étrangers, des laboratoires publics ou privés.



HAL Authorization

*To appear in "Physics of Quasicrystals",
series "Handbook of Metal Physics",
Editors: T. Fujiwara, Y. Ishii (Elsevier Science, 2007)*

Quantum transport in quasicrystals and complex metallic alloys

Didier Mayou *

*Institut Néel, CNRS and Université Joseph Fourier, Bât D,
B.P. 166, 38042 Grenoble Cedex 9, France
Email: didier.mayou@grenoble.cnrs.fr*

Guy Trambly de Laissardière

*Laboratoire de Physique Théorique et Modélisation, CNRS and Université de
Cergy-Pontoise, St Martin, 95302 Cergy-Pontoise, France
Email: guy.trambly@u-cergy.fr*

Abstract

The semi-classical Bloch-Boltzmann theory is at the heart of our understanding of conduction in solids, ranging from metals to semi-conductors. Physical systems that are beyond the range of applicability of this theory are thus of fundamental interest. This is the case of disordered systems which present quantum interferences in the diffusive regime, i.e. Anderson localization effects. This is also the case, for example, of systems that present magnetic or electric breakdown when submitted to an electromagnetic field. These exceptions, for which a full quantum transport theory must be developed have been intensively studied in the past and are now well known.

It appears that in quasicrystals and related complex metallic alloys another type of breakdown of the semi-classical Bloch-Boltzmann theory operates. This type of quantum transport is related to the specific propagation mode of electrons in these systems. Indeed in quasicrystals and related complex phases the quantum diffusion law deviates from the standard ballistic law characteristic of perfect crystals in two possible ways. In a perfect quasicrystal the large time diffusion law is a power law instead of a ballistic one in perfect crystals. In a complex crystal the diffusion law is always ballistic at large time but it can deviate strongly from the ballistic law at sufficiently small times. We develop a theory of quantum transport that

applies to a normal ballistic law but also to these specific diffusion laws and we describe the behavior of conductivity that results from these specific laws. As we show phenomenological models based on this theory describe correctly the experimental transport properties. Ab-initio calculations performed on approximants confirm also the validity of this anomalous quantum diffusion scheme. This provides us with the first ab-initio model of conductivity in approximants such as the α -AlMnSi phase.

Although the present chapter focuses on electrons in quasicrystals and related complex metallic alloys the concept that are developed here can be useful for phonons in these systems. There is also a deep analogy between the type of quantum transport described here and the conduction properties of other systems where charge carriers are also slow, such as some heavy fermions or polaronic systems.

Key words:

PACS: 72.10.Bg, General formulation of transport theory

72.15.-v, Electronic conduction in metals and alloys

71.23.Ft Electronic structure of bulk materials: Quasicrystals

* Corresponding author

Email addresses: `didier.mayou@grenoble.cnrs.fr` (Didier Mayou),
`guy.trambly@u-cergy.fr` (Guy Trambly de Laissardière).

Contents

1	Introduction	4
2	Quantum formalism for electronic transport	6
2.1	Impulse response and analytical properties of the conductivity	6
2.2	Relation between low frequency conductivity and quantum diffusion	7
2.3	Relaxation time approximation (RTA)	10
2.4	Application to periodic Hamiltonians	12
2.5	Application to quasiperiodic Hamiltonians	16
3	Anomalous quantum diffusion and conductivity in periodic and quasiperiodic systems	24
3.1	Validity of the RTA and Anderson transition	27
3.2	Phenomenon of backscattering	30
3.3	Anomalous quantum diffusion and conductivity of periodic systems	34
3.4	Anomalous quantum diffusion and conductivity of quasiperiodic systems	39
4	Evidence of anomalous quantum diffusion in quasicrystals and approximants	43
4.1	Experimental transport properties of icosahedral and related approximant phases	43
4.2	Ab-initio electronic structure and quantum diffusion in perfect approximants	45
4.3	Ab-initio RTA model for the conductivity of approximants	52
4.4	Phenomenological model for the low frequency conductivity of AlCuFe quasicrystals	56
5	Conclusion	60
	References	61

1 Introduction

Immediately after the discovery by Shechtman et al. [1] of quasiperiodic intermetallics one major question was raised about the physical properties of phases with this new type of order. In particular, one expected that the electronic and thermal properties could be deeply affected. Indeed the description of electrons or phonons in periodic phases rests on the Bloch theorem which cannot be applied to a quasiperiodic structure. Within a decade a series of new quasiperiodic phases and approximant were discovered and intensively studied. These investigations learned us that indeed the electrons and the phonons properties could be deeply affected by this new type of order.

The first quasiperiodic alloys AlMn were metastable and contained many structural defects. As a consequence they had conduction properties similar to those of amorphous metals with resistivities in the range 100–500 $\mu\Omega\text{cm}$. In 1986 the first stable icosahedral phase was discovered in AlLiCu. This phase was still defective and although its resistivity was higher (800 $\mu\Omega\text{cm}$) it was still comparable to that of amorphous metals. The real breakthrough came with the discovery of the stable AlCuFe icosahedral phase, having a high structural order. The resistivity of these very well ordered systems were very high, of the order of 10 000 $\mu\Omega\text{cm}$, which gave a considerable interest in their conduction properties. Within a few years several important electronic characteristics of these phases were experimentally demonstrated. The density of states in AlCuFe was smaller than in Al, about one third of that of pure Al, but still largely metallic. The conductivity presented a set of characteristics that were either that of semi-conductors or that of normal metals. In particular weak-localization effects were observed that are typical of amorphous metals. Yet the conductivity was increasing with the number of defects just as in semi-conductors. Optical measurements showed that the Drude peak, characteristic of normal metals, was absent. In 1993 another breakthrough was the discovery of AlPdRe which had resistivities in the range of $10^6 \mu\Omega\text{cm}$ [2,3,4]. This system gave the possibility of studying a metal-insulator transition in a quasiperiodic phase. There are still many questions concerning electronic transport in AlPdRe phases. One difficulty concerns the homogeneity and the quality of samples which are crucial for transport properties but are difficult to determine exactly.

Since the discovery of Shechtman et al. [1] our view of the role of quasiperiodic order has evolved. For electronic or phonon properties of most known alloys it appears that the medium range order, on one or a few nanometers, is the real length scale that determines properties. This observation has lead the scientific community to adopt a larger point of view and consider quasicrystals as an example of a larger class. This new class of Complex Metallic Alloys contains quasicrystals, approximants and alloys with large and complex unit cells with

possibly hundreds of atoms in the unit cell.

In this chapter we shall concentrate on “the way electrons propagate” in a quasicrystal or in a complex metallic alloy. The main objective is to show that the non standard conduction properties of some quasicrystals and related complex metallic alloys result from purely quantum effects and cannot be interpreted through the semi-classical theory of transport. This is of great importance since the semi-classical Bloch-Boltzmann theory is at the heart of our understanding of conduction in solids, ranging from metals to semi-conductors. This new type of quantum transport is related to the specific propagation mode of electrons in these systems. Indeed in quasicrystals and related complex phases the quantum diffusion law deviates from the standard ballistic law characteristic of perfect crystals in two possible ways. In a perfect quasicrystal the large time diffusion law is a power law instead of a ballistic one in perfect crystals. In a complex crystal the diffusion law is always ballistic at large time but it can deviate strongly from the ballistic law at sufficiently small times. It is this specific character that provides a basis for the interpretation of the strange conduction properties of AlCuFe, AlPdMn and probably also for those of AlPdRe.

This chapter is organized as follows. Part 2 is the most technical part but it can be skipped by readers not interested by mathematical aspects. Part 3 presents a detailed physical interpretation of anomalous diffusion and low frequency conductivity laws in crystals and quasicrystals. Part 4 presents evidence of anomalous diffusion in experimental quasicrystalline and approximant phases.

In part 2 we give some definitions and present the mathematical relations that exist between the low frequency conductivity, including the dc conductivity, and quantum diffusion. We consider also the relaxation time approximation (RTA) that allows to treat the role of disorder on quantum diffusion and conductivity. We demonstrate general formulas for quantum diffusion and low frequency conductivity (within the RTA) in periodic and quasiperiodic models of potential.

In part 3 we focus on the physical interpretation and consequences of the formulas derived in part 2. On a general ground we discuss the limitations of the RTA and the possibility of a metal-insulator transition. We apply this to a general theory of low frequency conductivity and metal-insulator transition in crystals and quasicrystals.

In part 4 we present briefly the experimental transport properties of phases such as AlMnSi, AlPdMn and AlCuFe or AlPdRe. These experimental transport properties indicate a conduction mode which is neither metallic nor semi-conducting. For the α -AlMnSi phase, recent ab-initio computations are presented, which confirm the existence of an anomalous diffusion and allow for a

semi-quantitative ab-initio computation of conductivity. Concerning AlCuFe and related quasiperiodic phases, which cannot be addressed by band structure calculations, we present a phenomenological model. This model based on anomalous quantum diffusion provides a coherent interpretation of the strange electronic transport of these systems.

We conclude by a short summary. We discuss also briefly the link with other problems such as phonons in quasiperiodic systems or electrons in heavy Fermions systems or in polaronic systems.

2 Quantum formalism for electronic transport

In this section we give some definitions and recall general properties of the conductivity. We present the mathematical relations that exist between the low frequency conductivity, including the dc conductivity, and quantum diffusion. We consider also the relaxation time approximation (RTA) [5] that allows to treat the role of disorder on quantum diffusion and conductivity. We demonstrate general formulas for quantum diffusion and low frequency conductivity (within the RTA) in periodic and quasiperiodic models of potential.

2.1 Impulse response and analytical properties of the conductivity

Let us consider a system, at thermodynamical equilibrium, submitted to an impulse of electric field

$$E(t) = E\delta(t) \tag{1}$$

where $\delta(t)$ is the Dirac function. The resulting current density is $J(t)$ ($J(t) = 0$ for $t < 0$) and the response $j(t)$ is defined by

$$j(t) = \frac{J(t)}{E} \quad j(t) = 0 \quad \text{for } t < 0 \tag{2}$$

Then the complex conductivity $\sigma(\omega)$ and the response $j(t) = J(t)/E$ are related through

$$\sigma(\omega) = \int_0^{\infty} e^{i\omega t} j(t) dt \tag{3}$$

From (2), (3) one deduces that

$$\operatorname{Re} \sigma(\omega) = \operatorname{Re} \sigma(-\omega) \quad (4)$$

$$j(|t|) = \frac{1}{\pi} \int_{-\infty}^{+\infty} e^{i\omega t} \operatorname{Re} \sigma(\omega) d\omega \quad (5)$$

In (3) the integral over the time t runs over ($t > 0$) only due to causality ($j(t) = 0$ for $t < 0$). This implies that the conductivity $\sigma(\omega)$ is an analytical function of frequency ω in the upper half of the complex plane. From the analyticity of $\sigma(\omega)$ the Kramers-Krönig relations, that relate the real part and the imaginary part of the conductivity, can be deduced

$$\operatorname{Im} \sigma(\omega) = \frac{1}{\pi} \operatorname{PP} \int_{-\infty}^{\infty} \frac{\operatorname{Re} \sigma(u)}{\omega - u} du \quad (6)$$

$$\operatorname{Re} \sigma(\omega) = -\frac{1}{\pi} \operatorname{PP} \int_{-\infty}^{\infty} \frac{\operatorname{Im} \sigma(u)}{\omega - u} du \quad (7)$$

where PP means the principal part of the integral. This implies also the following spectral decomposition for z in the upper half complex plane:

$$\sigma(z) = \frac{i}{\pi} \int_{-\infty}^{+\infty} \frac{\operatorname{Re} \sigma(\omega')}{z - \omega'} d\omega' \quad (8)$$

Finally we recall that the conductivity obeys sum rules. For example the response $j(t = 0)$ is independent of the quantum character of electrons. It depends only on their concentration n , mass m and charge e through

$$j(t = 0) = \frac{ne^2}{m} \quad (9)$$

Combining with (4),(5) one get

$$\int_0^{+\infty} \operatorname{Re} \sigma(\omega) d\omega = \frac{\pi ne^2}{2m} \quad (10)$$

2.2 Relation between low frequency conductivity and quantum diffusion

The quantum diffusion of states having an energy E is defined as $\Delta X^2(E, t)$:

$$\Delta X^2(E, t) = \langle [X(t) - X(0)]^2 \rangle_E \quad (11)$$

where $\langle A \rangle_E$ means an average of the diagonal elements of the operator A over all states with energy E . $X(t)$ is the position operator along the axis x expressed in the Heisenberg representation. The velocity operator is defined as $V_x(t) = dX(t)/dt$, its correlation function $C(E, t)$ is defined as

$$C(E, t) = \langle V_x(t)V_x(0) + V_x(0)V_x(t) \rangle_E = 2 \operatorname{Re} \langle V_x(t)V_x(0) \rangle_E \quad (12)$$

and is related to quantum diffusion [6] through

$$\frac{d}{dt} \Delta X^2(E, t) = \int_0^t C(E, t') dt'. \quad (13)$$

As shown in [6], the real part of the low frequency conductivity is related to quantum diffusion. Indeed from the Kubo-Greenwood formula the real part of the conductivity is given by

$$\operatorname{Re} \sigma(\omega) = \int_{\mu-\hbar\omega}^{\mu} \frac{dE}{\hbar\omega} F(E, \omega). \quad (14)$$

where μ is the chemical potential. In (14) the Fermi-Dirac distribution function is taken equal to its zero temperature value. This is valid provided that the electronic properties vary smoothly on the thermal energy scale kT . For finite temperature, the effect of the Fermi-Dirac distribution function on the transport properties has been studied in the literature [7,8,9,10]. But, these analyzes could not explain the unconventional conduction of quasicrystals and related alloys (very high resistivity at low temperature, and conductivity that increases strongly when defects or temperature increases). Therefore in the following, the Fermi-Dirac distribution function is taken equal to its zero temperature value. But the effect of defects and temperature (scattering by phonons...) on the diffusivity is taken into account via the relaxation time approximation (section 2.3). The central quantity $F(E, \omega)$ is given by

$$F(E, \omega) = \frac{2\pi\hbar e^2}{\Omega} \operatorname{Tr} \langle \delta(E - H) V_x \delta(E + \hbar\omega - H) V_x \rangle \quad (15)$$

where Ω is the volume of the system and Tr means the Trace of an operator. Expressing the operator $\delta(E - H)$ as the Fourier transform of the evolution operator e^{-iHt} one shows that

$$\frac{2F(E, \omega)}{e^2 n(E)} = \int_{-\infty}^{\infty} dt e^{i\omega t} \langle V_x(t) V_x(0) \rangle_E \quad (16)$$

and

$$\frac{2F(E - \hbar\omega, \omega)}{e^2 n(E)} = \int_{-\infty}^{\infty} dt e^{i\omega t} \langle V_x(0) V_x(t) \rangle_E \quad (17)$$

where $n(E)$ is density of states per unit volume (summed over up and down spins which are assumed to have the same transport properties here). Then one finds

$$2 \operatorname{Re} \tilde{\sigma}(E, \omega) = F(E, \omega) + F(E - \hbar\omega, \omega) \quad (18)$$

where

$$\tilde{\sigma}(E, \omega) = e^2 \frac{n(E)}{2} \int_0^{\infty} e^{i\omega t} C(E, t) dt \quad (19)$$

Let us note that the function $\tilde{\sigma}(E, \omega)$ is analytical in the upper half of the complex plane. For large ω : $\tilde{\sigma}(E, \omega) \propto 1/\omega$ and the Kramers-Krönig relations are valid. Finally the usual sum rule is valid

$$\int_0^{\infty} \operatorname{Re} \tilde{\sigma}(E, \omega) d\omega = \frac{\pi e^2 n(E)}{2} C(E, t=0) = \frac{\pi e^2 n}{2m^*} \quad (20)$$

where m^* is the effective mass and n the density of conduction electrons.

If the variation of $F(E, \omega)$ with energy is small in the interval $[E_F - \hbar\omega, E_F + \hbar\omega]$ of values of E , one deduces from the previous set of equations that

$$\operatorname{Re} \sigma(\omega) \simeq e^2 \frac{n(E_F)}{2} \operatorname{Re} \int_0^{\infty} e^{i\omega t} C(E_F, t) dt \quad (21)$$

(21) is valid at sufficiently small values of ω . In particular at zero frequency the dc conductivity is given by the Einstein relation

$$\sigma(0) = e^2 n(E_F) D(E_F) \quad (22)$$

with

$$D(E_F) = \lim_{t \rightarrow \infty} \frac{1}{2} \frac{d}{dt} \Delta X^2(E_F, t) \quad (23)$$

Finally there is a simple relation between the velocity correlation function at the Fermi energy and the impulse response $j(t)$. Indeed comparing (21) and (3) one deduces the following equivalence at large time

$$j(t) \simeq e^{2\frac{n(E_F)}{2}} C(E_F, t) \quad (24)$$

2.3 Relaxation time approximation (RTA)

Within the relaxation time approximation one assumes that the response currents respectively with disorder $j(t)$ and without disorder $j_0(t)$ are related through

$$j(t) = j_0(t) e^{-|t|/\tau} \quad (25)$$

where τ is the relaxation time. So the relaxation time approximation (RTA) allows to treat the effect of disorder on quantum diffusion and conductivity. We give the relations satisfied by conductivity and quantum diffusion in this approximation. The conditions of validity of the RTA are discussed in part 3.

Using (3), and within the RTA, the conductivity with disorder $\sigma(\omega, \tau)$ and without disorder $\sigma_0(z)$ are related by

$$\sigma(\omega, \tau) = \sigma_0 \left(\omega + \frac{i}{\tau} \right) \quad (26)$$

The real part of conductivities with defects $\text{Re } \sigma(\omega, \tau)$ and without defects $\text{Re } \sigma_0(\omega)$ are related simply. Using (3), it is straightforward to get

$$\text{Re } \sigma(\omega, \tau) = \frac{1}{\pi\tau} \int_{-\infty}^{+\infty} \frac{\text{Re } \sigma_0(\omega')}{(\omega - \omega')^2 + \frac{1}{\tau^2}} d\omega' \quad (27)$$

which allows to compute the real part of the conductivity with defects.

We discuss now the RTA from the point of view of quantum diffusion. In all cases we consider that the influence of disorder is much stronger on the

quantum diffusion than on the density of states. We thus neglect the variation of $n(E)$ with disorder. From (24) one deduces that, for not too large disorder i.e. for sufficiently large relaxation time τ the RTA is equivalent to

$$C(E, t) = C_0(E, t) e^{-|t|/\tau} \quad (28)$$

where $C(E, t)$ and $C_0(E, t)$ are respectively the velocity correlation functions with and without disorder. After equation (13) one deduces that the long time propagation is diffusive with a diffusion coefficient defined as

$$D(E) = \frac{1}{2} \int_0^{+\infty} C_0(E, t) e^{-|t|/\tau} dt \quad (29)$$

which is equivalent to

$$D(E) = \frac{1}{2} \frac{d}{dt} \Delta X^2(E, t) \quad \text{if } t \gg \tau \quad (30)$$

At zero frequency the diffusivity can be written in the useful form

$$D(E_F, \tau) = \frac{L^2(E_F, \tau)}{2\tau} \quad (31)$$

Using the $t = 0$ conditions $\Delta X^2(E, t = 0) = 0$ and $\frac{d}{dt} \Delta X^2(E, t = 0) = 0$ and performing two integrations by part one get

$$L^2(E_F, \tau) = \frac{\int_0^{+\infty} \Delta X_0^2(E_F, t) e^{-t/\tau} dt}{\int_0^{+\infty} e^{-t/\tau} dt} = \left\langle \Delta X^2(E_F, t) \right\rangle_\tau \quad (32)$$

where $\langle \dots \rangle_\tau$ is a time average on a time scale τ . $\Delta X_0(E, t)$ is the spreading of states of energy E , in the perfect system i.e. without disorder.

More generally at low frequency, using (21) one can define a frequency dependent diffusivity $D(E_F, \omega)$ such that

$$\text{Re } \sigma(\omega) \simeq e^2 n(E_F) D(E_F, \omega) \quad (33)$$

and:

$$D(E_F, \omega) = \frac{1}{2} \operatorname{Re} \int_0^{\infty} e^{i\omega t} C(E_F, t) dt \quad (34)$$

within the RTA (34) writes

$$D(E_F, \omega) = \frac{1}{2} \operatorname{Re} \int_0^{+\infty} e^{(i\omega - 1/\tau)t} C_0(E, t) dt \quad (35)$$

It can be convenient to use the equivalent form which expresses the frequency dependent diffusivity $D(E_F, \omega)$ in terms of the quantum diffusion without disorder $\Delta X_0^2(E, t)$:

$$D(E_F, \omega) = \frac{1}{2} \operatorname{Re} \left\{ \left(\frac{1}{\tau} - i\omega \right)^2 \int_0^{+\infty} e^{(i\omega - 1/\tau)t} \Delta X_0^2(E, t) dt \right\} \quad (36)$$

2.4 Application to periodic Hamiltonians

In this section we analyze the quantum diffusion in a perfect crystal, then we derive formulas for the low frequency conductivity within the RTA.

Quantum diffusion

Due to the Bloch theorem an eigenstate of a periodic Hamiltonian is defined by its wave vector \vec{k} and by its band index n . The diagonal element of the velocity correlation operator on a state $n\vec{k}$ can be decomposed as follows:

$$C(n\vec{k}, t) = 2 \sum_m |V_{n,m}(\vec{k})|^2 \cos \left((E_n(\vec{k}) - E_m(\vec{k})) \frac{t}{\hbar} \right). \quad (37)$$

where V is the velocity operator (in the chosen direction X) and $V_{n,m}(\vec{k})$ is the matrix element between states $n\vec{k}$ and $m\vec{k}$.

At small time, $t \ll \hbar/W$ where W is a typical bandwidth, using (13), the quantum diffusion is always ballistic with:

$$\Delta X^2 = V_{tot}^2 t^2 \quad \text{if } t \ll \frac{\hbar}{W} \quad (38)$$

and

$$V_{tot}^2 = \left\langle \sum_m \left| \langle n\vec{k} | V_x | m\vec{k} \rangle \right|^2 \right\rangle_{E_n=E_F} \quad (39)$$

But in general the relevant time scale for electronic conductivity, which is the scattering time, is much larger than \hbar/W . The following decomposition is important.

Using (13) one shows that quite generally the quantum diffusion $\Delta X^2(E, t)$ can be decomposed in a ballistic contribution and a bounded part:

$$\Delta X^2(E, t) = V_B(E)^2 t^2 + \Delta X_{NB}^2(E, t). \quad (40)$$

The ballistic term $V_B(E)^2 t^2$ is due to the diagonal elements of the velocity correlation function (intra-band contribution), whereas $\Delta X_{NB}^2(E, t)$ is due to the off diagonal terms of the velocity correlation function (inter-band contribution). One has

$$V_B(E)^2 = \left\langle \left| \langle n\vec{k} | V_x | n\vec{k} \rangle \right|^2 \right\rangle_{E_n=E} \quad (41)$$

and

$$\Delta X_{NB}^2(E, t) \leq 2\Delta X_{\infty NB}^2(E) \quad (42)$$

An important relation exists between $\Delta X_{\infty NB}^2(E)$ and the square length of the unit cell in the chosen direction L^2 namely:

$$\Delta X_{\infty NB}^2(E) \leq \left(\frac{L}{2} \right)^2 \quad (43)$$

Indeed one shows easily that

$$\Delta X_{NB}^2(E_F, t) = 2\hbar^2 \left\langle \sum_{m(m \neq n)} \frac{1 - \cos\left((E_n - E_m)\frac{t}{\hbar}\right)}{(E_n - E_m)^2} \left| \langle n\vec{k} | V_x | m\vec{k} \rangle \right|^2 \right\rangle_{E_n=E_F} \quad (44)$$

the above expression is bounded by considering that all cosines are equal to -1 and we define $\Delta X_{\infty NB}^2(E)$ as

$$\Delta X_{\infty\text{NB}}^2(E) = 2\hbar^2 \left\langle \sum_{m(m \neq n)} \frac{|\langle n\vec{k}|V_x|m\vec{k}\rangle|^2}{(E_n - E_m)^2} \right\rangle_{E_n=E} \quad (45)$$

From the definition of the velocity operator

$$V_X = \frac{1}{i\hbar} [X, H] \quad (46)$$

and by considering the matrix elements of the position operator:

$$\langle n\vec{k}|X|m\vec{k}\rangle = \int_{\text{Cell}} u_{n\vec{k}}^*(\vec{r}) x u_{m\vec{k}}(\vec{r}) d\vec{r} \quad (47)$$

one get

$$\Delta X_{\infty\text{NB}}^2(E) = 2 \left\langle \sum_{m(m \neq n)} |\langle n\vec{k}|X|m\vec{k}\rangle|^2 \right\rangle_{E_n=E} \quad (48)$$

Let us define an operator X^- that is constant in each unit cell and gives the average position of each unit cell along the chosen X direction. Since this operator is constant in each unit cell the orthogonality of $m\vec{k}$ and $n\vec{k}$ with ($n \neq m$), implies:

$$\int_{\text{Cell}} u_{n\vec{k}}^*(\vec{r}) x^- u_{m\vec{k}}(\vec{r}) d\vec{r} = 0 \quad \text{for } n \neq m \quad (49)$$

Thus the operator $(X - X^-)$ has the same off diagonal elements as X between $m\vec{k}$ and $n\vec{k}$ with ($n \neq m$)

$$\langle n\vec{k}|X|m\vec{k}\rangle = \langle n\vec{k}|X - X^-|m\vec{k}\rangle = \int_{\text{Cell}} u_{n\vec{k}}^*(\vec{r}) (x - x^-) u_{m\vec{k}}(\vec{r}) d\vec{r} \quad (50)$$

The operator $X_P = (X - X^-)$ has also well defined diagonal elements $\langle n\vec{k}|X - X^-|n\vec{k}\rangle$ in the basis of Bloch states contrary to the operator X which has not well defined diagonal elements in this basis.

Thus one can write

$$\Delta X_{\infty\text{NB}}^2(E) = 2 \left\langle \sum_{m(m \neq n)} |\langle n\vec{k} | X_P | m\vec{k} \rangle|^2 \right\rangle_{E_n=E_F} \quad (51)$$

and

$$\Delta X_{\infty\text{NB}}^2(E) = \left\langle \langle n\vec{k} | X_P^2 | n\vec{k} \rangle - \langle n\vec{k} | X_P | n\vec{k} \rangle^2 \right\rangle_{E_n=E_F} \quad (52)$$

$$\Delta X_{\infty\text{NB}}^2(E) = \left\langle \langle n\vec{k} | (X_P - \langle n\vec{k} | X_P | n\vec{k} \rangle)^2 | n\vec{k} \rangle \right\rangle_{E_n=E_F} \quad (53)$$

The above expression depends only on the density probability of the Bloch wavefunction $|\Psi_{n\vec{k}}(\vec{r})|^2$. A bound of the above expression is easily established and according to the equation announced in (43) writes $\Delta X_{\infty\text{NB}}^2(E) \leq \left(\frac{L}{2}\right)^2$.

Low frequency conductivity in the RTA

Let us consider now the low frequency conductivity and diffusivity of a crystal within the RTA. Using (40) and (36) one has

$$D(E, \tau) = V_B(E)^2 \tau + \frac{L_{\text{NB}}^2(E, \tau)}{2\tau} \quad (54)$$

with

$$V_B(E)^2 = \left\langle |\langle n\vec{k} | V_x | n\vec{k} \rangle|^2 \right\rangle_{E_n=E} \quad (55)$$

and

$$L_{\text{NB}}^2(E, \tau) = \frac{\int_0^{+\infty} \Delta X_{\text{NB}}^2(t) e^{-t/\tau} dt}{\int_0^{+\infty} e^{-t/\tau} dt} \quad (56)$$

At low frequency, neglecting any variation of density of states with energy on a scale $\hbar\omega$, one can still write

$$\text{Re } \sigma(E_F, \omega) = e^2 n(E_F) D(E_F, \omega) \quad (57)$$

where the frequency dependent diffusivity can here also be decomposed in a Boltzmann and a Non Boltzmann contributions:

$$D(E_F, \omega) = D_B(E_F, \omega) + D_{NB}(E_F, \omega) \quad (58)$$

with the Boltzmann contribution $D_B(E_F, \omega)$ and the Non Boltzmann contribution $D_{NB}(E_F, \omega)$ given by

$$D_B(E_F, \omega) = \frac{1}{2} \operatorname{Re} \left\{ \left(\frac{1}{\tau} - i\omega \right)^2 \int_0^{+\infty} e^{(i\omega - 1/\tau)t} \Delta X_B^2(E_F, t) dt \right\} \quad (59)$$

or

$$D_B(E_F, \omega) = \frac{V^2 \tau}{1 + \omega^2 \tau^2} \quad (60)$$

and

$$D_{NB}(E_F, \omega) = \frac{1}{2} \operatorname{Re} \left\{ \left(\frac{1}{\tau} - i\omega \right)^2 \int_0^{+\infty} e^{(i\omega - 1/\tau)t} \Delta X_{NB}^2(E_F, t) dt \right\} \quad (61)$$

or equivalently

$$D_{NB}(E_F, \omega) = \frac{1}{2} \operatorname{Re} \left\{ \int_0^{+\infty} e^{(i\omega - 1/\tau)t} C_{NB}(E_F, t) dt \right\} \quad (62)$$

where $C_{NB}(E_F, t)$ is the Non Boltzmann contribution to the velocity correlation function i.e. the off diagonal contributions $n \neq m$ in (37).

2.5 Application to quasiperiodic Hamiltonians

In this section we describe briefly the nature of states in a perfect quasiperiodic system and the associated anomalous diffusion mode. Then we derive expressions of the conductivity within the RTA.

Critical eigenstates in quasiperiodic Hamiltonians

A first point is to define what a quasiperiodic Hamiltonian is [11,14]. Here we refer to the construction by the method of the acceptance zone in a crystal of higher dimension with a cut by a space with irrational slopes. We assume

also that the basic pattern, in the crystal of higher dimension, does not connect different unit cells as it is the case for some incommensurate phases. An important consequence is that a local environment of size L must be repeated exactly within a distance of order L .

Consider a general one dimensional tight-binding Hamiltonian H of the form

$$H = \sum_{\langle i,j \rangle} t|i\rangle\langle j| + \sum_i \epsilon_i|i\rangle\langle i| \quad (63)$$

where the first part corresponds to hopping between nearest neighbors $\langle i, j \rangle$ and the second part to on-site energies ϵ_i . For the Fibonacci chain:

$$\epsilon_i = V[i\varphi] \quad (64)$$

$$V(x) = V_0 \quad \text{for} \quad -\varphi < x \leq \varphi^3 \quad (65)$$

$$V(x) = V_1 \quad \text{for} \quad -\varphi^3 < x \leq \varphi^2 \quad (66)$$

where φ is the Golden mean. For this Hamiltonian all states are critical. A critical state is intermediate between spatially extended and exponentially localized. Its envelopp presents an algebraic decay with distance [12,13,14,15,16].

It is interesting to compare the eigenstates of the Fibonacci chain with those of two classical models: the 1D Anderson Hamiltonian and the Harper Hamiltonian. For the Anderson Hamiltonian the on-site energies ϵ_i are chosen randomly between two values $[-W, +W]$. In that case all states are exponentially localized with distance from some point. The localization length \mathcal{L} depends on the energy and on disorder (through the parameter W/t) and decreases when W/t increases. For the Harper Hamiltonian the on-site energies are of the form

$$\epsilon_i = \lambda \cos(2\pi\omega i) \quad (67)$$

For ω rational the structure is periodic and the eigenstates are Bloch states. For ω irrational the structure is aperiodic. Depending on the parameter λ the states are either extended ($\lambda < 2$), critical ($\lambda = 2$) or exponentially localized ($\lambda > 2$).

A remarkable difference between the Harper and the Fibonacci model is that in the second model the states are critical for any values of the parameters. It is clear that the exact repetition of a given environment has a strong influence on the long range correlations of eigenstates. Indeed in the Fibonacci model a given sequence of length L is repeated exactly within a distance of order L whereas in the Harper model (or in the Anderson model) this exact repetition does not exist.




Fig. 1. Critical eigenstate in a decagonal model. The wavefunction density probability is small on white spots and strong on black spots. From T. Fujiwara [17].

A major question is whether the critical states persist in higher dimension. Although there could be exceptions it seems that in general states are critical in 2 or 3 dimensions. There have been numerical studies of spectra in more than one dimension and figure 1 presents a state calculated for a large 2-dimensional model by T. Fujiwara et al. [17].

An argument proposed by C. Sire [18] is the following. If a wavefunction Ψ_{L_0} is mainly localized in a region of extension L_0 then it should live also on any similar environment. After Conway theorem, identical environments are located at a distance $2L_0$ at most. Introducing a tunneling factor z between the two local environments we write

$$\Psi_{2L_0} = z\Psi_{L_0} \quad \text{and} \quad \Psi_{2^n L_0} = z^n \Psi_{L_0} \quad (68)$$

Introducing $L = 2^n L_0$, we can write equivalently

$$\Psi_L = \left(\frac{L_0}{L}\right)^\alpha \Psi_{L_0} \quad \text{with} \quad \alpha = \frac{\log z}{\log 2} \quad (69)$$

This qualitative argument points out the importance of the exact repetition of an environment within a distance comparable to the size of this environment, which is typical of a quasicrystal.

Band scaling and anomalous diffusion

The critical states are associated to a fractal energy spectrum in quasicrystal. The nature of this spectrum can be understood by considering a series of approximants with unit cell of increasing size L . When going from one approximant to the following, the bands are broken into smaller pieces which gives a fractal spectrum for the quasiperiodic system.

Typically the width ΔE of a band varies like

$$\Delta E \simeq \frac{B}{L^\gamma} \quad (70)$$

where L is the length of the unit cell of the system. The exponent γ is greater than one due to the effect of the quasiperiodic potential. γ depends on the energy of the wavepacket and of course on the parameters of the Hamiltonian. This scaling law reflects also the critical character of eigenstates and their algebraic decrease with distance.

The band scaling has a direct consequence for the propagation of waves in quasiperiodic media. The spreading $L(t)$ of a wavepacket is neither ballistic (i.e. proportional to time t) as in crystals nor diffusive (i.e. proportional to the square root of time) as in disordered metals. In general it follows a power law and one can write after a time t :

$$L(t) \simeq At^\beta \quad (71)$$

β depends on the hamiltonian and on the energy of the wavepacket [19]. Indeed for an approximant with unit cell of size L the characteristic velocity $v(L)$ is given by

$$v(L) \propto \frac{1}{\hbar} \frac{dE(\vec{k})}{d\vec{k}} \propto \frac{L\Delta E}{\hbar} \propto \frac{B}{L^{\gamma-1}} \quad (72)$$

\vec{k} is a wave vector in reciprocal space. When the magnitude of $\Delta\vec{k}$ is of order $1/L$ (i.e. the size of the Brillouin zone) the magnitude of the energy variation is of order ΔE (i.e. the width of a band). The last equality in (72) is then obtained through equation (71). Since $\gamma > 1$ the typical velocity tends to zero when L increases.

Using the relation between the spreading of the wavepacket and the velocity at length scale L :

$$\frac{dL}{dt} = v(L) \propto \frac{B}{L^{\gamma-1}} \quad (73)$$

One integrates straightforwardly the above differential equation and obtains:

$$L(t) \simeq At^\beta \quad \text{with} \quad \beta = \frac{1}{\gamma} < 1 \quad (74)$$

Thus in a quasiperiodic system the asymptotic diffusion law is at sufficiently large t :

$$\Delta X_0^2(t) \simeq At^{2\beta} \quad (75)$$

but let us recall that at small time the propagation is necessarily ballistic. Indeed after (13) and (12) one has

$$\Delta X^2(E, t) \simeq \langle V_x(t=0)^2 \rangle_E t^2 \quad (76)$$

There is numerical evidence of anomalous diffusion in 1- or 2-dimensional systems (see figures 2, 3). It should be noted that these law are numerically approximate because in practice there is always fluctuations. As a rule, one expects that the fluctuations are less important when the dimensionality of the system increases.

Associated to this anomalous diffusion one observes also an anomalous transmission of waves through a finite part of a quasiperiodic tiling of length L . The transmission coefficient varies like a power law of the length L . There is also a power law variation of the resistance of a stripe of length L .

It is interesting to consider the propagation law $\Delta X_0^2(L, t)$ in an approximant of unit cell size L , in the limit of large L , and to relate it to the propagation in the quasicrystal $\Delta X_0^2(t)$.

In the periodic approximant of unit cell size L after equation (40):

$$\Delta X_0^2(L, t) = V(L)^2 t^2 + \Delta X_{\text{NB}}^2(L, t) \quad (77)$$

or equivalently

$$\Delta X_{\text{NB}}^2(L, t) = \Delta X_0^2(L, t) - V(L)^2 t^2 \quad (78)$$

Since the velocity $V(L)$ tends to zero at large L one gets

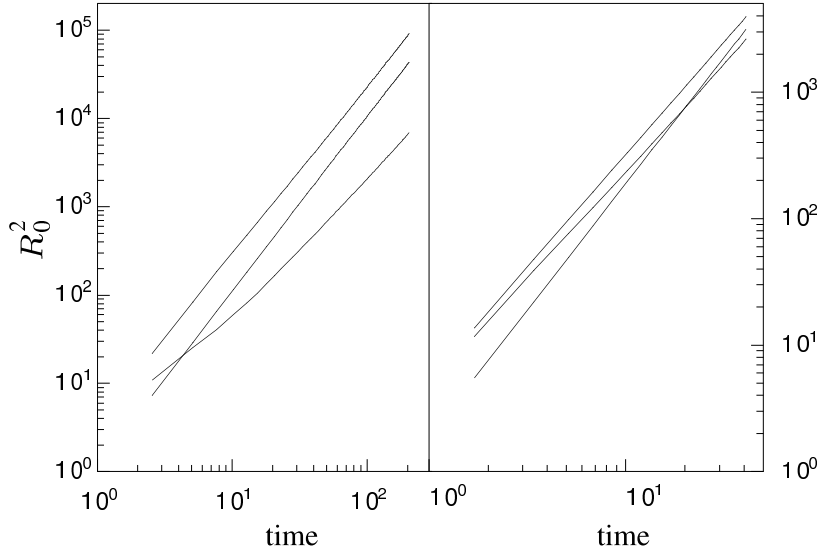


Fig. 2. Behaviour of $R_0^2(E, t) = \Delta X^2(E, t) + \Delta Y^2(E, t) + \Delta Z^2(E, t)$ for three energies in the 2- (left) and the 3-dimensional (right) generalized Rauzy tiling. From [20].

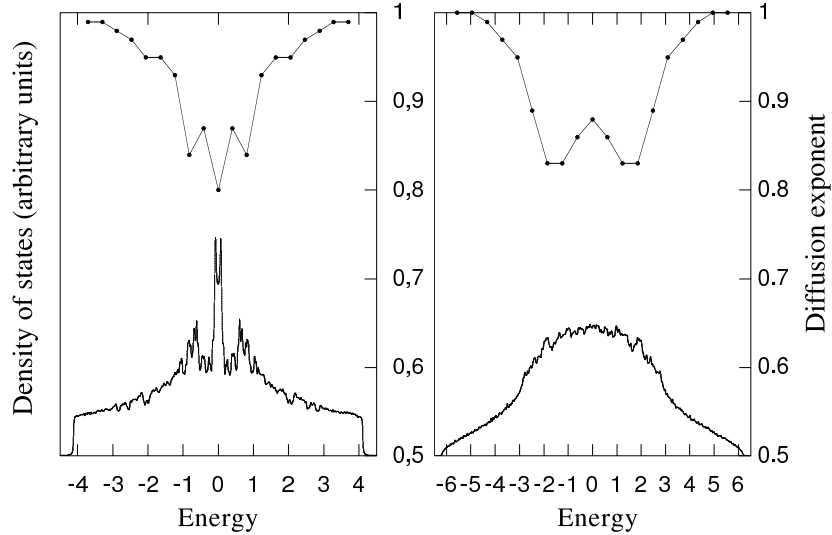


Fig. 3. Normalized density of states (lower curves) and diffusion exponents (upper curve) of the 2- (left) and the 3-dimensional (right) generalized Rauzy tiling. From [20].

$$\lim_{L \rightarrow \infty} \Delta X_{\text{NB}}^2(L, t) = \lim_{L \rightarrow \infty} \Delta X_0^2(L, t) = \Delta X_0^2(t) \quad (79)$$

Thus at a given time t the Non Boltzmann contribution to the spreading $\Delta X_{\text{NB}}^2(L, t)$, for an approximant of unit cell size L , tends to the anomalous diffusion law of quasicrystals $\Delta X_0^2(t)$ in the limit of large L .

Low frequency conductivity in the RTA

According to the anomalous law derived above and exemplified by numerical simulations we assume that at sufficiently large time $t \rightarrow \infty$ the diffusion law for a perfect quasicrystals is

$$\Delta X_0(E, t)^2 \simeq A(E)t^{2\beta(E)} \quad (80)$$

Let us recall that at small time t the diffusion law is ballistic (76). According to the general expression relating frequency dependent diffusivity and quantum diffusion (36) one has in the RTA:

$$\text{Re } \sigma(E_F, \omega) = \frac{e^2 n(E_F)}{2} \text{Re} \left\{ \left(\frac{1}{\tau} - i\omega \right)^2 \int_0^{+\infty} e^{(i\omega - 1/\tau)t} \Delta X_0^2(E, t) dt \right\} \quad (81)$$

If the asymptotic law (80) is applicable on the time scales τ and $1/\omega$ (which means a limit of small disorder and small frequency) then one can write

$$\text{Re } \sigma(E_F, \omega) = \text{Re } \tilde{\sigma}(E_F, \omega) \quad (82)$$

with

$$\tilde{\sigma}(E_F, \omega) = \frac{e^2 n(E_F)}{2} A \Gamma(2\beta + 1) \left(\frac{\tau}{1 - i\omega\tau} \right)^{2\beta - 1} \quad (83)$$

where Γ is the Euler Gamma function. The formula (82), (83) is a generalized Drude formula. Indeed if one considers the case $\beta = 1$ then one recovers exactly the Drude formula.

The generalized Drude formula is established for a given β in the limit of infinite scattering time $\tau \rightarrow \infty$ and low frequency $\omega \rightarrow 0$. Thus this formula cannot be applied for a given τ in the limit $\beta \rightarrow 0$. In order to treat the case of small β , for a fixed τ , we proceed in the following way. We start from the low frequency form (84) for the perfect system and treat the effect of disorder within the RTA. For the perfect system we assume the conductivity satisfies:

$$\text{Re } \sigma_0(\omega) = \sigma_0 \left(\frac{|\omega|}{\omega_1} \right)^{1-2\beta} \quad \text{for } |\omega| < \omega_1 \quad (84)$$

After (3), (25) the conductivity $\sigma(\omega, \tau)$ of the system with defects satisfies:

$$\sigma(\omega, \tau) \simeq \sigma_0 \left(\omega + \frac{i}{\tau} \right) \quad (85)$$

thus $\sigma(\omega, \tau)$ is determined once $\sigma_0(z)$ is known for $z = \omega + i/\tau$. In the limit of low frequency and long scattering time we need $\sigma_0(z)$ for small values of $|z|$.

Consider the two functions that are analytical in the upper half of the complex plane:

$$\tilde{\sigma}(z) = \frac{\sigma_0}{\sin(\beta\pi)} \left(\frac{z}{i\omega_1} \right)^{1-2\beta} \quad (86)$$

$$\sigma_x(z) = \frac{ix}{ix+z} \tilde{\sigma}(z) \quad \text{for } x > 0 \quad (87)$$

In (86), we choose the following determination for the power of a complex number. For a complex number $X = |X|e^{i\theta}$ with $-\pi < \theta \leq \pi$ we define $X^\alpha = |X|^\alpha e^{i\alpha\theta}$. From (84,86), $\text{Re } \sigma_0(\omega) = \text{Re } \tilde{\sigma}(\omega)$ for $|\omega| < \omega_1$.

For a function $f(z)$ which is analytical in the upper half of the complex plane, and which modulus tends to zero at large z one has

$$f(z) = \frac{i}{\pi} \int_{-\infty}^{+\infty} \frac{\text{Re } f(\omega)}{z - \omega} d\omega \quad (88)$$

The spectral representation (88) applies to both $\sigma_0(z)$ because it is the conductivity of a real system and to $\sigma_x(z)$ because of the factor $ix/(ix+z)$ which guarantees that the function $\sigma_x(z)$ is analytical in the upper half complex plane ($x > 0$) and decreases sufficiently quickly at large z . So

$$\sigma_0(z) = \sigma_x(z) + \frac{i}{\pi} \int_{-\infty}^{+\infty} \frac{\text{Re } \sigma_0(\omega) - \text{Re } \sigma_x(\omega)}{z - \omega} d\omega \quad (89)$$

Since $\text{Re } \sigma_0(\omega)$ and $\text{Re } \sigma_x(\omega)$ are pair functions of ω one can add together contributions of ω and $-\omega$ in (89). Using $\text{Re } \sigma_0(\omega) = \text{Re } \tilde{\sigma}(\omega)$ for $|\omega| < \omega_1$ and taking the limit $x \rightarrow +\infty$ one gets

$$\sigma_0(z) = \tilde{\sigma}(z) - \frac{2zi}{\pi} \int_{\omega_1}^{+\infty} \frac{\text{Re } \sigma_0(\omega) - \text{Re } \tilde{\sigma}(\omega)}{\omega^2(1 - z^2/\omega^2)} d\omega \quad (90)$$

Developping the integral in a power series of z and keeping only the term proportionnal to z one gets

$$\sigma_0(z) = \tilde{\sigma}(z) + \frac{iz\sigma_0}{\pi\omega_1\beta} - \frac{2iz\alpha\sigma_0}{\pi\omega_1} + O\left(\left(\frac{z}{\omega_1}\right)^3\right) \quad (91)$$

$$\alpha = \frac{\omega_1}{\sigma_0} \int_{\omega_1}^{+\infty} \frac{\text{Re } \sigma_0(\omega)}{\omega^2} d\omega \quad (92)$$

For a given $\beta \neq 0$ the first term in the right member of (91) dominates in the limit $z = 0$. In this limit, one recovers, as expected, the Generalized Drude formula (82), (83) and [6].

Yet it is interesting to look at the limit of $\beta \rightarrow 0$ for a given τ or given frequency ω i.e. for a given value of $z = \omega + i/\tau$. In this limit, not considered in [6], one gets from (91), (82) and (83):

$$\sigma_0(z) = \frac{2\sigma_1 z}{i\pi\omega_1} \left[\alpha - \log\left(\frac{z}{i\omega_1}\right) \right] + O\left((z/\omega_1)^3\right) \quad (93)$$

In (93) $\log(X) = \log|X| + i\theta$ for $X = |X|e^{i\theta}$ with $-\pi < \theta \leq \pi$. Introducing $A = 2\sigma_0/\pi\omega_1$ the dissipative part of conductivity, up to terms of order $(z/\omega_1)^3$, is given by

$$\text{Re } \sigma \simeq \frac{A}{\tau} \left[\alpha + \log\left(\frac{\omega_1\tau}{\sqrt{1 + (\omega\tau)^2}}\right) + \omega\tau \text{Arctg}(\omega\tau) \right] \quad (94)$$

Finally we note that the quantum diffusion associated to the conductivity law (94) is logarithmic. Indeed the zero frequency diffusivity is given by $D \propto \frac{A}{\tau}(\alpha + \log(\omega_1\tau))$ and after (31) the mean free path is $L^2(\tau) \propto (\alpha + \log(\omega_1\tau))$. Physically the mean free path represents the diffusion length between two scattering events in the perfect system.

3 Anomalous quantum diffusion and conductivity in periodic and quasiperiodic systems

In this part 3 we discuss first the limitations of the RTA and the possibility of a metal-insulator transition. Then we focus on the physical interpretation and consequences of the formulas derived in part 2. We apply this to a general theory of low frequency conductivity and metal-insulator transition in crystals and quasicrystals.

Let us recall first the main formulas derived in part 2 to treat low frequency conductivity.

In the impulse response formalism one considers the response of a system to an impulse of electric field $E(t) = E\delta(t)$ where $\delta(t)$ is the Dirac function. The

resulting current density is $J(t)$ ($J(t) = 0$ for $t < 0$) and the response $j(t)$ is defined by $j(t) = J(t)/E$. The complex conductivity $\sigma(\omega)$ and the response $j(t)$ are related through

$$\sigma(\omega) = \int_0^{\infty} e^{i\omega t} j(t) dt \quad (95)$$

The quantum diffusion of states of energy E is measured by the quantity $\Delta X^2(E, t)$:

$$\Delta X^2(E, t) = \langle [X(t) - X(0)]^2 \rangle_E \quad (96)$$

where $\langle A \rangle_E$ means an average of the diagonal elements of the operator A over all states with energy E . $X(t)$ is the position operator along the x axis in the Heisenberg representation. The velocity operator $V_x(t) = dX(t)/dt$ has a correlation function $C(E, t)$ defined as

$$C(E, t) = \langle V_x(t)V_x(0) + V_x(0)V_x(t) \rangle_E = 2 \operatorname{Re} \langle V_x(t)V_x(0) \rangle_E \quad (97)$$

and is related to quantum diffusion through

$$\frac{d}{dt} \Delta X^2(E, t) = \int_0^t C(E, t') dt' \quad (98)$$

The low frequency conductivity satisfies

$$\operatorname{Re} \sigma(\omega) \simeq e^2 n(E_F) D(E_F, \omega) \quad (99)$$

with $n(E)$ the total density of states and

$$D(E_F, \omega) = \frac{1}{2} \operatorname{Re} \int_0^{+\infty} e^{(i\omega)t} C(E_F, t) dt \quad (100)$$

In the limit of large time $j(t)$ and $C(E_F, t)$ are related by

$$j(t) \simeq e^2 \frac{n(E_F)}{2} C(E_F, t) \quad (101)$$

where E_F is the Fermi energy and $n(E_F)$ the density of states at the Fermi energy (summed over spin up and down).

Within the relaxation time approximation (RTA) one assumes that $j(t)$ and $C(E, t)$ with disorder are related to $j_0(t)$ and $C_0(E, t)$ without disorder through

$$j(t) = j_0(t) e^{-|t|/\tau} \quad (102)$$

$$C(E, t) = C_0(E, t) e^{-|t|/\tau} \quad (103)$$

Here the Fermi-Dirac distribution function is taken equal to its zero temperature value. This is valid provided that the electronic properties vary smoothly on the thermal energy scale kT . But in the RTA, the effect of defects and temperature (scattering by phonons...) is taken into account through the relaxation time τ . The diffusivity is given by

$$D(E_F, \omega) = \frac{1}{2} \text{Re} \int_0^{+\infty} e^{(i\omega - 1/\tau)t} C_0(E_F, t) dt \quad (104)$$

It can be convenient to use the following equivalent form which expresses the frequency dependent diffusivity $D(E_F, \omega)$ in term of the quantum diffusion in the system without disorder $\Delta X_0^2(E, t)$

$$D(E_F, \omega) = \frac{1}{2} \text{Re} \left\{ \left(\frac{1}{\tau} - i\omega \right)^2 \int_0^{+\infty} e^{(i\omega - 1/\tau)t} \Delta X_0^2(E_F, t) dt \right\} \quad (105)$$

Note that (100), (105) are valid at sufficiently small frequency. The condition is that the conductivity varies only slowly with E_F on the energy scale $\hbar\omega$. If this is not the case it is still possible to define an average of the conductivity over a range of values of the energy E_F . In that case the above formulas are applicable to the conductivity averaged on a scale of Fermi energies greater than $\hbar\omega$.

At zero frequency the above formula (105) is exact within the RTA and can be written as

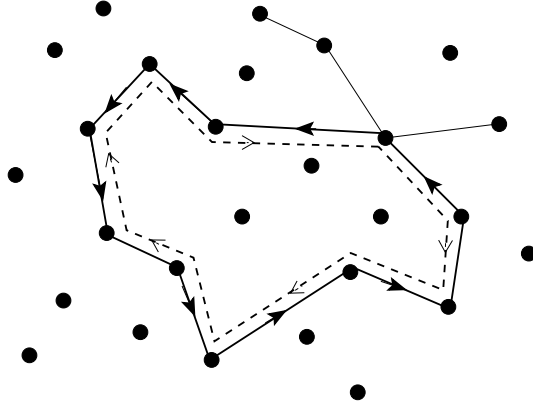


Fig. 4. Interference between a path (solid line) and its time reversal image (dashed line) for an electron which diffuses through a static disordered potential. The interference that occurs between two different paths after several scattering events cannot be described by the RTA.

$$D = \frac{L^2(E_F, \tau)}{2\tau} \quad (106)$$

with the mean free path $L(E_F, \tau)$ given by

$$L^2(E_F, \tau) = \frac{1}{\tau} \int_0^{+\infty} e^{-t/\tau} \Delta X_0^2(E_F, t) dt \quad (107)$$

3.1 Validity of the RTA and Anderson transition

Let us discuss now the conditions of validity of the RTA. We consider first the role of *elastic scattering* i.e. diffusion by a static potential. From the definition of the RTA it is clear that $j(t) = j_0(t) \exp(-|t|/\tau)$ is essentially zero beyond the the relation time $t > \tau$. However this is not the case in many disordered systems which present elastic scattering. For example in the case of free electrons scattered by static defects at random in a three dimensional system there are interferences between several scattering paths. This is represented in figure 4. As a consequence of these interferences the long time behavior of the response current $j(t)$, in the absence of a magnetic field, is

$$j(t) = -At^{-3/2} \quad \text{with } A > 0 \quad (108)$$

Thus interferences effects in the diffusive regime cannot be in general described properly by the RTA. Indeed in the RTA all quantum correlations are lost beyond the scattering time scale τ . Figure 4 shows a type of interference that

occurs on a time scale greater than the scattering time τ and thus cannot be described in the RTA.

Ultimately these interferences can lead to a localization of the states, provided that the disorder is sufficiently strong. This Anderson localization is schematically represented in figure 5. Of course a correct theory of the Anderson localization is also beyond the RTA.

For a 3-dimensional system the importance of quantum interferences depends on the ratio between the dc-conductivity of the system σ_{dc} and the Mott value $\sigma_{Mott} \simeq 600 (\Omega\text{cm})^{-1}/\Lambda$ where Λ is the mean-free path expressed in Angströms. If $R = \sigma_{dc}/\sigma_{Mott} \gg 1$ the effect of the quantum interferences on σ_{dc} is small. In that case the quantum interferences in the diffusive regime change only slightly the value of the conductivity and the RTA can describe the role of elastic scattering. If the ratio R is closer to one then the RTA cannot be used to describe the role of elastic scattering.

The case of *inelastic scattering* is different. It is generally assumed that inelastic scattering with a scattering time τ_{in} destroys quantum interferences on a time scale $t > \tau_{in}$. So the relaxation time approximation is expected to be valid in the case of inelastic scattering. Yet a condition is that the system contains a sufficiently large number of states so that the electron can find a state to scatter into close to the scattering event.

For this reason the hopping regime between localized states (either short range hopping or variable long range hopping) is not described by the relaxation time approximation. Indeed each hopping process requires an exchange of energy with phonons that provides to the electron the difference in energy between the initial and final localized states.

General case according to the scaling theory

We discuss now the case where there is both elastic scattering (characterized by τ_{el}) and inelastic scattering (characterized by τ_{in}) and assume that $\tau_{in} > \tau_{el}$. This often happens since τ_{in} diverges at low temperature whereas τ_{el} is temperature independent at sufficiently low temperature. In the case where $\tau_{in} < \tau_{el}$ the elastic scattering is expected to have a minor effect on transport, and one is back to the case of pure inelastic scattering.

Let us define $t(L)$ the time needed for a wavepacket to spread on a length scale L and $D(L) = L^2/2t(L)$ the diffusivity $D(L)$ at length scale L . Let us define also L_{in} which is such that $\tau_{in} = t(L_{in})$.

According to the scaling theory the diffusivity depends on the length scale due to the quantum interferences in the diffusive regime. One can distinguish three steps.

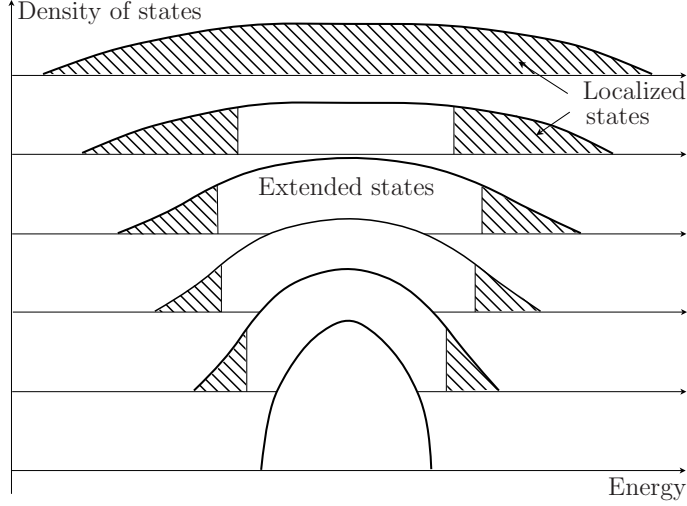


Fig. 5. Schematic band structure of an Anderson insulator, with increasing disorder from bottom to top. At zero temperature the system is metallic if the Fermi energy is in the extended states region. The system is insulating if the Fermi energy is in the localized states region.

1) Define the diffusivity at the length scale of the elastic mean free path. This can be done by using the RTA with a relaxation time equal to the elastic scattering time. This is valid because the quantum interferences do not act on length scales smaller than the elastic mean free path.

2) Consider the conductance $g(L)$ of a cube with size L .

$$g(L) = e^2 \frac{n(E)}{2} \frac{L^3}{t(L)} = e^2 n(E) D(L) L \quad (109)$$

and apply the scaling relation on length scales L such that $L_{in} > L > L_e$.

$$\frac{d \log(g)}{d \log(L)} = \beta(g) \quad (110)$$

$\beta(g)$ is represented schematically in figure 6. The relation (110) defines entirely the quantum diffusion and thus the velocity correlation function as a function of the length scale L or also as a function of time scale $t(L)$. Thus it allows to compute $C_{scaling}(E, t)$ where $C_{scaling}(E, t)$ is the velocity correlation function corresponding to the purely elastic scattering.

3) One stops the renormalization procedure at the length scale $L_{in} = L(\tau_{in})$, which means that the macroscopic diffusivity is simply $D = D(L_{in})$. Equivalently the role of inelastic scattering is simply to destroy the velocity correlation on the time scale τ_{in} i.e. one has

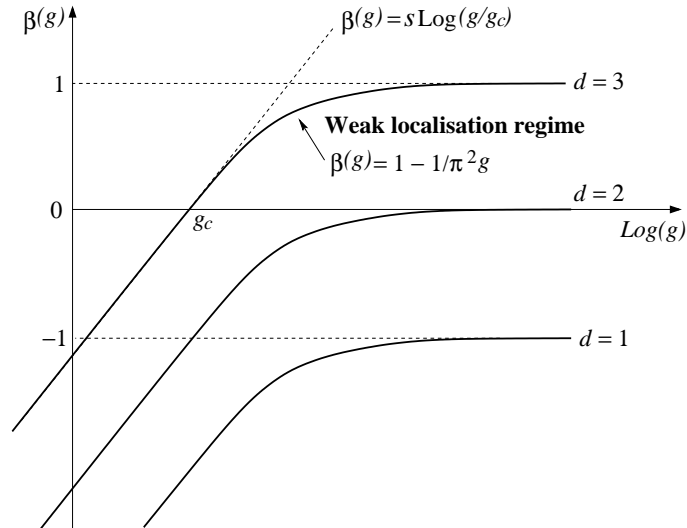


Fig. 6. Schematic representation of the $\beta(g)$ function for systems of dimension d .

$$C(E, t) = C_{scaling}(E, t) e^{-t/\tau_{in}} \quad (111)$$

The renormalization procedure determines entirely $C_{scaling}(E, t)$ and thus through (111) determines entirely the quantum diffusion of the system with inelastic scattering.

3.2 Phenomenon of backscattering

Let us consider the response $j(t)$ to an electric field $E\delta(t)$ applied to a system. During the impulsion the dynamics is dominated by the effect of the electric field. This implies that $j(0)$ is independent of the atomic forces applied to the electrons and is given by the classical response $j(0) = ne^2/m$. In particular $j(0)$ is positive. In the classical Drude model $j(t) = j(0) \exp(-t/\tau)$ tends to zero at larger times but is always positive. This is illustrated by figure 7.

Quantum effects can lead to a counter intuitive situation where $j(t)$ becomes negative in some time interval. This is the phenomenon of backscattering. This phenomenon occurs in a recurrent manner in the physics of quasicrystals and related complex intermetallics. So we give here an account of its characteristics and its consequences on conductivity.

We illustrate first the phenomenon of backscattering in two cases concerning disordered systems: the weak-localization and the strong localization regimes.

Inelastic scattering in the weak localization regime

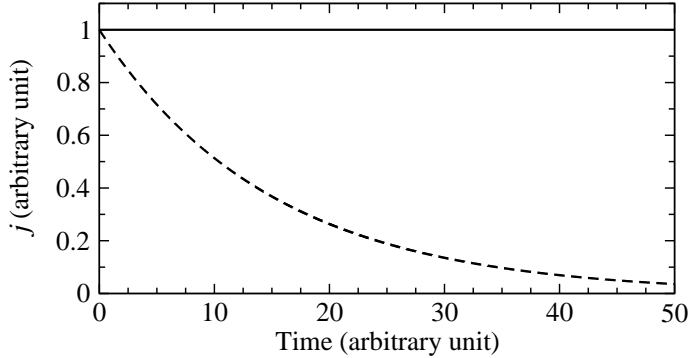


Fig. 7. Response current $j(t)$ within the Drude model. Without disorder (solid line) the response is constant $j = ne^2/m$. With disorder (dashed line) the response decays exponentially on the time scale τ .

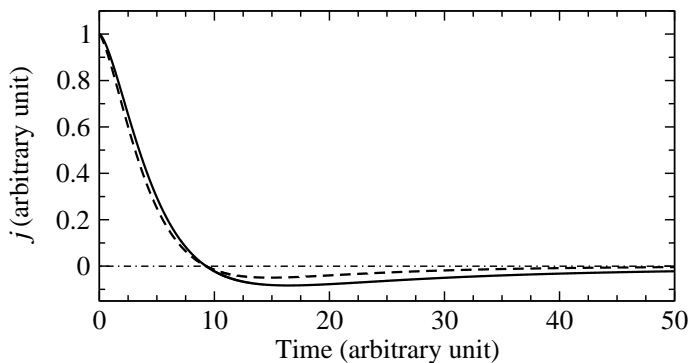


Fig. 8. Response function $j(t)$ in a disordered system with weak-localization effect, and thus backscattering at large time. Without inelastic scattering (solid line) and with inelastic scattering (dashed line).

We assume that the elastic scattering time τ_e is much shorter than the inelastic scattering time τ_{in} . On the time scale $\tau_e < t < \tau_{in}$ the interferences are insensitive to inelastic scattering and $j(t) = -At^{-3/2}$ (for a 3-dimensional system), but on the time scale $t > \tau_{in}$ the interferences are destroyed. Thus a general expression of $j(t)$ for $t > \tau_{el}$ is (figure 8):

$$j(t) = -At^{-3/2} e^{-t/\tau_{in}} \quad \text{with } A > 0 \quad (112)$$

In that case using equation (95) one finds for the dc conductivity:

$$\sigma_{dc} = \int_0^{\infty} j(t) dt = \sigma_0 + \frac{2A\sqrt{\pi}}{\sqrt{\tau_{in}}} \quad (113)$$

where σ_0 is the dc-conductivity in the absence of inelastic scattering. That is inelastic scattering tends to increase the conductivity. This paradoxal result

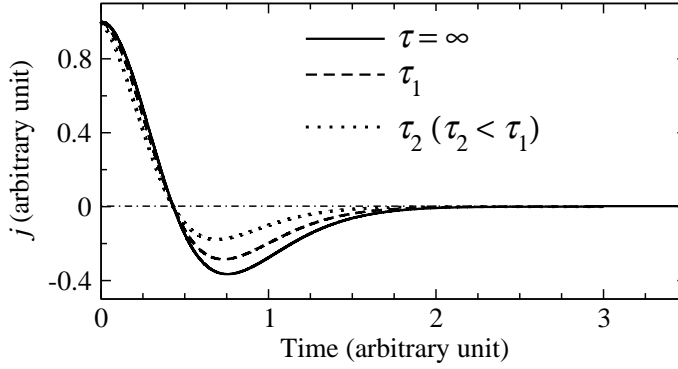


Fig. 9. Response function $j(t)$ for an insulator. Beyond a characteristic time ($T_c \simeq 2$ here) the response $j_0(t)$ is essentially zero. Without inelastic scattering (solid line) the conductivity is zero and the integral $\sigma_{dc} = \int_0^{\infty} j_0(t) dt = 0$. With inelastic scattering (dashed lines) the system is conducting and the integral $\sigma_{dc} = \int_0^{\infty} j_0(t) e^{-t/\tau_{in}} dt > 0$.

is directly related to the backscattering phenomena that occurs with static disorder. Indeed in the integral (113) with $j(t) = -At^{-3/2} e^{-t/\tau_{in}}$, τ_{in} can be considered as a cut-off which suppresses the negative contributions of $j(t) = -At^{-3/2}$ at $t > \tau_{in}$.

The role of a small frequency ω is comparable to that of inelastic scattering at a time scale $\tau_{in} \simeq 1/\omega$. It acts also as a cut-off. For example in the case of the weak localization one has for $\tau_{in} \rightarrow \infty$:

$$\text{Re } \sigma(\omega) = \sigma_0 + A\sqrt{2\pi\omega} \quad (114)$$

This means that $\text{Re } \sigma(\omega, \tau)$ increases with frequency at small frequencies. This is at the opposite of the standard behavior of metals, where the low frequency conductivity is dominated by the Drude peak.

The role of frequency can also be deduced from the relation (27) between the real parts of conductivity with scattering and without scattering. Indeed this relation (27) shows that σ_{dc} is the average of $\text{Re } \sigma_0(\omega)$ by a Lorentzian of width $1/\tau$ centered at zero frequency. σ_{dc} can increase with $1/\tau$ only if $\text{Re } \sigma_0(\omega)$ increases with ω .

Inelastic scattering for localized states : the Thouless regime

Let us consider a system that it is an insulator. In that case the zero frequency conductivity is zero:

$$\sigma(\omega = 0) = \int_0^{\infty} j(t) dt = 0 \quad (115)$$

Since the integral is zero, and since the small time response $j(t) > 0$ it means that there are times interval where $j(t) < 0$. Thus in an insulating system the backscattering phenomenon necessarily occurs. For Anderson localization one expects that $j(t) > 0$ at small times and $j(t) < 0$ at large time. Beyond a characteristic time T_c , the response $j(t)$ is essentially zero (see figure 9).

Provided that the RTA is applicable one get

$$\sigma(\omega = 0, \tau) = \int_0^{\infty} j_0(t) e^{-t/\tau} dt = 0 \quad (116)$$

If $\tau > T_c$ then the exponential differs significantly from 1 only in the large time region $t > T_c$. In that case one can replace $\exp(-t/\tau)$ by $1 - t/\tau$ in the range ($t < T_c$) where $j(t) \neq 0$. This gives

$$\sigma(\omega = 0, \tau) = -\frac{1}{\tau} \int_0^{\infty} j_0(t)t dt = 0 \quad (117)$$

Although $\int_0^{\infty} j_0(t) dt = 0$ the integral $\int_0^{\infty} j_0(t)t dt$ in (117) is negative because $j_0(t)$ is negative at large times and positive at small times.

The regime described here correspond to the Thouless regime, that can be described by analyzing the quantum diffusion. In the Thouless regime, the physical picture is that of electrons spreading during a time τ_{in} between two inelastic scattering events and then loosing completely their phase at each *inelastic* scattering event. According to the Thouless scenario, in the limit of large *inelastic* scattering time τ_{in} , the spreading of the electron wavefunction between two inelastic scattering events is bounded by the localization length ξ_E . Since the electron must wait till the next inelastic scattering event to loose phase memory and spread again the diffusivity is given by

$$D_{Thouless}(E) = \frac{\xi_E^2}{2\tau_{in}} \quad (118)$$

Within the RTA the diffusivity which is the square of the spreading during τ_{in} divided by τ_{in} is given by

$$D(E) = \frac{L^2(E, \tau_{in})}{2\tau_{in}} \quad (119)$$

with the mean free path $L^2(E, \tau_{in})$ given by (107) which is equivalent to

$$L^2(E, \tau_{in}) = \sum_{E' \neq E} \frac{(E - E')^2}{(E - E')^2 + (\hbar/\tau_{in})^2} X_{E,E'}^2 \quad (120)$$

with

$$X_{E,E'} = \langle E|X|E' \rangle \quad (121)$$

At large inelastic scattering time τ_{in} one gets $L^2(E) = \lim_{\tau_{in} \rightarrow \infty} L^2(E, \tau_{in})$ which can be written as

$$L^2(E) = \langle E|(X - \langle E|X|E \rangle)^2|E \rangle = \xi_E^2 \quad (122)$$

where ξ_E is the localization length of the state of energy E . After (119) the diffusivity is $D(E) = \xi_E^2/2\tau_{in}$, in agreement with the argument of Thouless.

One thus recovers the typical dependence on the scattering time τ i.e. $\sigma_{dc} \propto 1/\tau$ that was deduced from the analysis of the response $j(t)$ and the backscattering.

3.3 Anomalous quantum diffusion and conductivity of periodic systems

Conductivity within the RTA

The semi-classical theory of conduction in crystals is based on the concept of a charge carrier wave-packet propagating at a velocity $V = (1/\hbar)\partial E_n(k)/\partial k$, where “ $E_n(k)$ ” is the dispersion relation for band n and wavevector k . The validity of the wave-packet concept requires that the extension L_{wp} of the wave-packet of the charge carrier is smaller than the distance $V\tau$ of traveling on the time scale τ . On the contrary, if $V\tau < L_{wp}$, the semi-classical model breaks down. The quantum formalism presented here allows to treat on the same footing the standard regime where the semi-classical approach is valid and the small time regime $V\tau < L_{wp}$. As shown in part 2 the spreading of states with energy E in crystals is given by

$$\Delta X_0^2(E_F, t) = V^2 t^2 + \Delta X_{NB}^2(E_F, t) \quad (123)$$

The first term in the right hand side of (123), V^2t^2 , corresponds to the Boltzmann contribution. This term dominates at large times and describes the *intercell* ballistic propagation of wavepackets on long time scale in crystals. The physical origin of this term is the coupling between successive unit cell that allows the electron to travel in the whole crystal. The second term $\Delta X_{\text{NB}}^2(E_{\text{F}}, t)$ is the Non-Boltzmann contribution. It describes the *intracell* spreading of the electron. Indeed as shown in part 2 this spreading is bounded by a term of the order of the square of the unit cell size. In a standard crystal the Boltzmann term dominates at the time scale relevant for transport, i.e. the scattering time due to disorder. In approximants of quasicrystals the Non Boltzmann term can dominate.

Let us anticipate on the ab-initio calculations which show that $\Delta X_{\text{NB}}^2(E_{\text{F}}, t)$ is nearly constant $\Delta X_{\text{NB}}^2(E_{\text{F}}, t) \simeq \Delta X_{\text{NB}}^2$ except at very small times $t \ll \tau$. Then the equation (105) leads to

$$D(E_{\text{F}}, \omega) \simeq \frac{V^2\tau}{1 + \omega^2\tau^2} + \frac{\Delta X_{\text{NB}}^2}{2\tau} \quad (124)$$

Thus the frequency dependent diffusivity $D(E_{\text{F}}, \omega)$ is the sum of a Drude like contribution (first term on the right hand side of (124)) and a contribution independent of frequency which increases with disorder. As we show from ab-initio calculations (see below) the Drude like contribution can be small in some periodic approximants of quasicrystals. This explains why in these systems the optical conductivity presents no Drude peak and why the dc-conductivity increases with disorder.

We define τ^* as the time for which the Boltzmann and Non Boltzmann contributions to the dc-diffusivity are equal. Thus:

$$\tau^* = \frac{\Delta X_{\text{NB}}}{V\sqrt{2}} \quad (125)$$

In that case the dc-diffusivity can be represented as in figure 10. The ac-diffusivity is represented in figure 11.

Backscattering

The Non-Boltzmann contribution to the diffusivity $D_{\text{NB}} = \Delta X_{\text{NB}}^2/(2\tau)$ is formally similar to the Thouless expression for localized states $D_{\text{Thouless}} = \xi_E^2/(2\tau)$. Indeed in the Thouless regime the quantum diffusion between two inelastic scattering events is limited by the localization length ξ_E . For crystals it is the Non-Boltzmann contribution to quantum diffusion which tends to ΔX_{NB} . Let us recall that ΔX_{NB} is itself limited by a term of the order of the

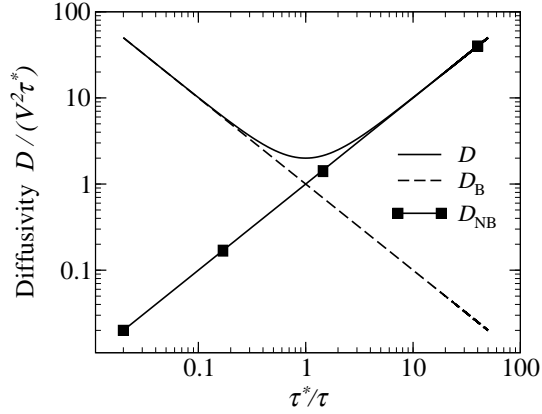


Fig. 10. Variation of the normalized zero frequency diffusivity $D/V^2\tau^*$ with scattering time for the expression (124). For $\tau = \tau^*$ the Boltzmann and non-Boltzmann contributions are equal.

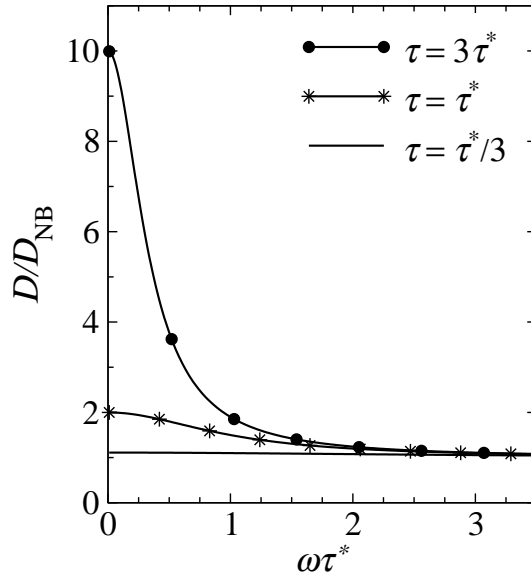


Fig. 11. Variation of the normalized frequency dependent diffusivity D/D_{NB} . For $\tau > \tau^*$ the transport is dominated by the Boltzmann term and the Drude peak is well defined. For $\tau < \tau^*$ the transport is dominated by the Non-Boltzmann term and the Drude peak is absent.

unit cell size.

As discussed previously (see section 3.2) the increase of conductivity with disorder is a direct consequence of the backscattering. Indeed we shall find in part 4 that ab-initio calculations prove the existence of backscattering.

Finally we emphasize an important difference with the Thouless regime. In the Thouless regime it is the inelastic scattering that destroys the localization produced by the elastic scattering. Here, provided that the RTA is valid, it is either the elastic or the inelastic scattering that destroys the localization

induced by the periodic potential.

Metal-Insulator transition

Let us discuss now the role of quantum interferences according to the scaling theory of localization. As explained in part 3.1, the central quantity is the conductance of a cube with a size equal to the elastic mean free path $L(E_F, \tau)$.

$$g \simeq e^2 n(E_F) D(E_F, \tau) L(E_F, \tau) \quad (126)$$

Since the quantum interferences effect have not the possibility to operate at smaller length scale than $L(E_F, \tau)$ then this quantity can be computed with the RTA according to (107).

We still assume that $\Delta X_{\text{NB}}(E_F, t)$ is nearly constant equal to ΔX_{NB} except at the smallest time (see below the ab-initio results on an approximant of α -AlMnSi).

Thus the typical propagation length $L(E_F, \tau)$ on a time scale τ , i.e. the mean-free path, is

$$L^2(E_F, \tau) = \Delta X_{\text{NB}}^2 + 2V^2\tau^2 \quad (127)$$

Let us introduce g_0 , which is characteristic of the *perfect crystal* and is defined by

$$g_0 = e^2 n(E_F) \Delta X_{\text{NB}}^2 V \quad (128)$$

Let us introduce an adimensional value $\tilde{\tau}$ of the scattering time τ defined by

$$\tilde{\tau} = \frac{V\tau}{\Delta X_{\text{NB}}} = \frac{\tau}{\sqrt{2}\tau^*} \quad (129)$$

Let us define also the function $f(x)$:

$$f(x) = \left(\frac{1}{2x} + x \right) \sqrt{(1 + 2x^2)} \quad (130)$$

Then one has

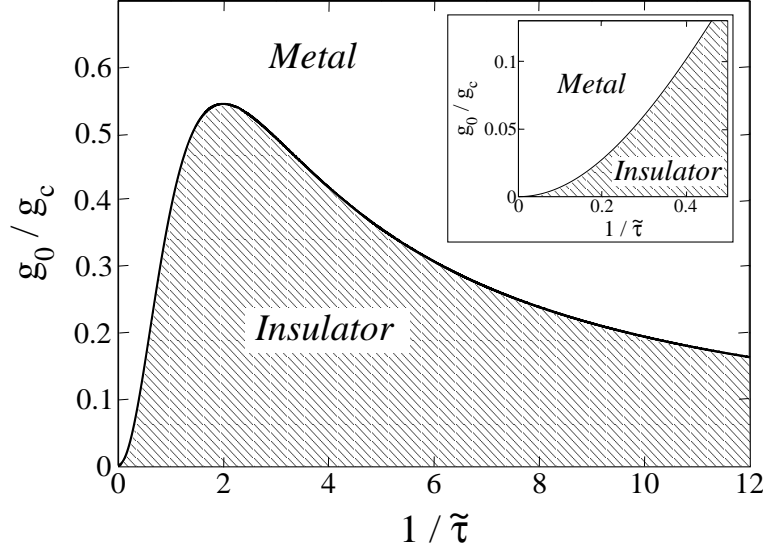


Fig. 12. Metal-Insulator phase diagram as a function of the two parameters g_0/g_c and $1/\tilde{\tau} = \frac{\sqrt{2}\tau}{\tau^*}$. The insert represents the limit of a normal metal i.e. for fixed τ and V the limit of a small ΔX_{NB} . After (128) and (129) this limit is in the region of the phase diagram at small g_0/g_c and small $1/\tilde{\tau}$.

$$g = g_0 f(\tilde{\tau}) \quad (131)$$

After the scaling theory a three dimensional system is insulating (metallic, respectively) if $g < g_c$ (resp. $g > g_c$) where g_c is the value of the universal critical conductance in the scaling theory. Using $g = g_0 f(\tilde{\tau})$ it is equivalent to say that the system is insulator if $g_0/g_c < 1/f(\tilde{\tau})$ and metallic if $g_0/g_c > 1/f(\tilde{\tau})$. This is illustrated in figure 12. Note that g_0/g_c is characteristic of the perfect crystal whereas $1/\tilde{\tau}$ measures the scattering rate $1/\tau$ in units of $V/\Delta X_{\text{NB}}$.

A first remarkable property of this phase diagram is that if $g_0 > Rg_c$ with $R = (2/3)^{3/2} \simeq 0.54$ then the system is always metallic whatever the value of the scattering rate (phase (a) in figure 13). This is not the case for normal metals that always become insulating at sufficiently small scattering time τ (i.e. at sufficiently large disorder).

If $g_0 < Rg_c$ the system is metallic at large and small scattering rates and insulator in an intermediate zone (phase (b) in figure 13). This means that if the system is in the large $1/\tilde{\tau}$ metallic region it will become insulating by *decreasing* $1/\tilde{\tau}$ that is by *decreasing* disorder! This is just the opposite of the standard conditions for the occurrence of the Anderson localization transition. The other insulator-metal transition is normal in the sense that the metallic state is obtained by decreasing disorder.

Note that the case of a normal metal corresponds to the limit $\Delta X_{\text{NB}} \rightarrow 0$. In

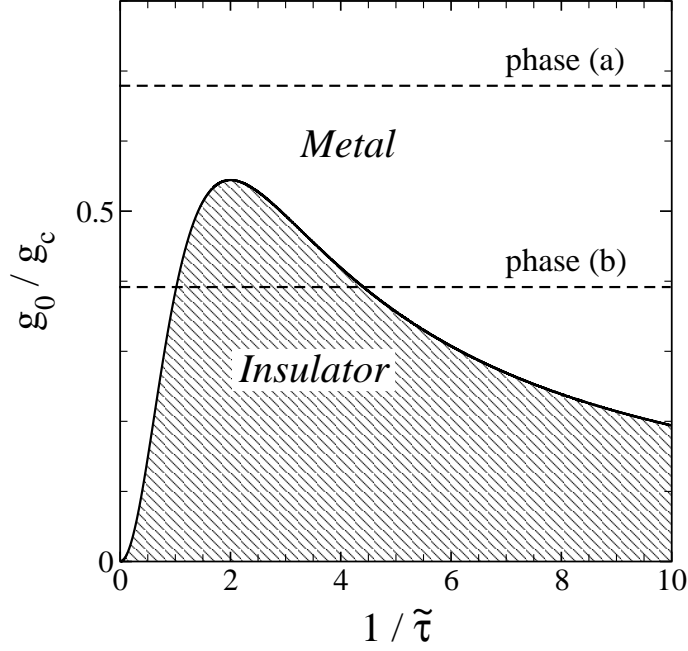


Fig. 13. Two types of systems can exist. Phases of type (a) are always metallic whatever the value of the scattering time τ . Phases of type (b) can be either metallic or insulating depending on the value of the scattering time. For phases of type (b) the Metal-Insulator transition that occurs at the highest value of $1/\tilde{\tau}$ is unconventional since the metallic state is obtained by increasing $1/\tilde{\tau}$ i.e. by increasing disorder.

that case one uses the asymptotic form of the function $f(\tilde{\tau})$ for large $\tilde{\tau}$ namely $f(\tilde{\tau}) \simeq \sqrt{2}\tilde{\tau}^2$. One then recovers the standard criterion for free-like electrons.

3.4 Anomalous quantum diffusion and conductivity of quasiperiodic systems

Conductivity within the RTA

A generalized Drude formula (82,83) for the low frequency conductivity is derived in part 2.5. Yet it is interesting to derive it from simple physical arguments. One notes first that at zero frequency the dependence on the scattering time is easy to establish. Indeed the diffusivity is

$$D(E_F, \tau) = \frac{L^2(E_F, \tau)}{2\tau} \quad (132)$$

where $L^2(E_F, \tau)$ is the mean free path i.e. a typical distance of propagation in the perfect structure during the scattering time τ . Assuming that in the perfect quasiperiodic structure the spreading of a wavepacket is $\Delta X^2(t) \simeq At^{2\beta}$ one gets

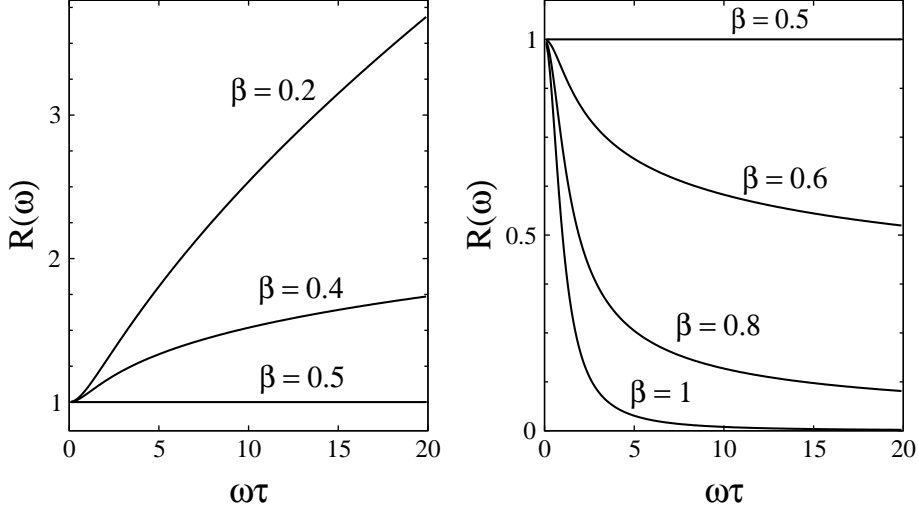


Fig. 14. Dissipative part of the conductivity $R(\omega)$ normalized by the zero frequency value ($R(\omega) = \text{Re } \sigma(\omega)/\sigma(\omega = 0)$), as a function of $\omega\tau$ (frequency normalized by $1/\tau$). The left panel shows that the conductivity increases with frequency when $\beta < 0.5$. The right panel shows that there is a low frequency peak if $\beta > 0.5$. The case $\beta = 0.5$ is an intermediate case for which the conductivity is independent of frequency.

$$L^2(E_F, \tau) \simeq A\tau^{2\beta} \quad (133)$$

and

$$D(\tau) \simeq \frac{L^2(E_F, \tau)}{2\tau} \simeq \frac{A}{2}\tau^{2\beta-1} \quad (134)$$

One notes also that the conductivity depends on scattering time and frequency only through the combination $\tau/(1 - i\omega\tau)$. This stems directly from the RTA formula (105) which is expressed as a Fourier-Laplace integral with $(\frac{1}{\tau} - i\omega) = (1 - i\omega\tau)/\tau$. Thus the frequency dependent diffusivity is

$$D(\omega, \tau) \simeq \frac{A}{2} \text{Re} \left(\frac{\tau}{1 - i\omega\tau} \right)^{2\beta-1} \quad (135)$$

Except for a numerical factor $\Gamma(2\beta + 1)$ this formula is equivalent to the Generalized Drude formula (82), (83) which we recall here:

$$\text{Re } \sigma(E_F, \omega) = \text{Re } \tilde{\sigma}(E_F, \omega) \quad (136)$$

with

$$\tilde{\sigma}(E_F, \omega) = \frac{e^2 n(E_F)}{2} A \Gamma(2\beta + 1) \left(\frac{\tau}{1 - i\omega\tau} \right)^{2\beta-1} \quad (137)$$

The behavior of the conductivity depends on the value of β compared to 0.5. The frequency dependence is represented in figure 14. If $\beta > 0.5$ the behavior is similar to that of a normal metal. The dc-conductivity decreases when disorder increases and the low frequency conductivity presents a peak at low frequency, somewhat similar to the Drude peak. If $\beta < 0.5$ the behavior is not that of a metal. In the absence of disorder the system is insulating, and the dc-conductivity increases when disorder increases [24]. The real part of the conductivity increases when frequency increases. Instead of a Drude peak there is a dip.

One notes also that even in the absence of scattering i.e. for $\tau \rightarrow \infty$ the real part of the conductivity is non zero in the limit of small frequency. This means that there is absorption of electromagnetic energy by the system. This is not the case in a normal metallic crystal. Here the absorption of energy can be understood by considering approximants with large unit cell. In perfect approximants the absorption of energy is made through *interband transitions*. For a given frequency the absorption of energy by interband transition can occur with sufficiently large unit cell because the bands become very narrow and very close in energy allowing for interband transitions.

Backscattering

For $\beta < 0.5$ the behavior of conductivity with frequency and disorder is not that of a metal. This can be attributed to the phenomenon of backscattering. Indeed after the relation (98) between quantum diffusion and velocity correlation one gets

$$C_0(E, t) = \frac{d^2 \Delta X_0^2(E, t)}{dt^2} \simeq A 2\beta(2\beta - 1)t^{2\beta-2} \quad (138)$$

if the quantum diffusion law is $\Delta X_0^2(E, t) \simeq At^{2\beta}$ in the perfect quasiperiodic system. From (138) it appears that the velocity correlation function is negative at large time if $\beta < 0.5$. The response $j(t)$ is then also negative. The phenomenon of backscattering then implies that the conductivity increases with disorder or with frequency, as discussed for weak-localization regime or for the Thouless regime (see figure 15).

Metal-Insulator transition

Let us discuss now the role of quantum interferences according to the scaling theory of localization. As explained in part 3.1 the central quantity is the conductance of a cube with a size equal to the elastic mean free path $L(E_F, \tau)$.

$$g \simeq e^2 n(E_F) D(E_F, \tau) L(E_F, \tau) \quad (139)$$

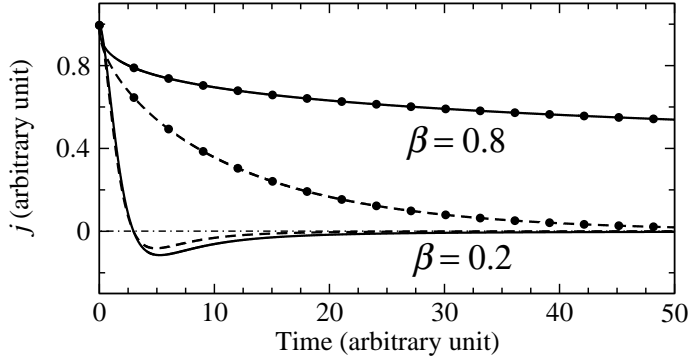


Fig. 15. Typical behaviour of the response $j(t)$ for a quasiperiodic system. Without disorder (solid and solid dotted lines) and with disorder (dashed and dashed dotted lines). For $\beta > 0.5$ the response $j(t)$ is positive but for $\beta < 0.5$ the response is positive at small times and negative at long times (backscattering).

Since the quantum interferences effect have not the possibility to operate at smaller length scale than $L(E_F, \tau)$ then this quantity can be computed with the RTA.

We assume that $\Delta X_0^2(E_F, t)$ is nearly equal to the asymptotic form $At^{2\beta}$ then the typical propagation length $L(E_F, \tau)$ on a time scale τ is of the order of:

$$L^2(E_F, \tau) \simeq A\tau^{2\beta} \quad (140)$$

and the diffusivity is after (105) of the order of:

$$D(E_F, \tau) \simeq \frac{A}{2}\tau^{2\beta-1} \quad (141)$$

From this one deduces that the conductance of a cube of size $L(E_F, \tau)$ is given approximately by

$$g \simeq e^2 \frac{n(E_F)}{2} A^{3/2} \tau^{3\beta-1} \quad (142)$$

From this expression one concludes that if $\beta < 1/3$ the conductance tends to zero at large τ . This means that the system becomes insulating when the disorder *decreases*. This is what happens in the case of crystals if the Non Boltzmann contribution to transport dominates (see part 3.3).

Yet one must note that due to the Guarneri inequality [6] the spectrum becomes singular continuous for a three dimensional system with $\beta < 1/3$. In that case the density of states cannot be considered as a constant in the perfect system. Thus we have to assume that the density of states is sufficiently

smooth when averaged on the energy scale given by the inverse scattering time $1/\tau$.

4 Evidence of anomalous quantum diffusion in quasicrystals and approximants

In this part we present briefly the experimental transport properties of phases such as AlMnSi, AlPdMn and AlCuFe or AlPdRe. These experimental transport properties indicate a conduction mode which is neither metallic nor semi-conducting. For the α -AlMnSi phase, recent ab-initio computations are presented, which confirm the existence of an anomalous diffusion and allow for a semi-quantitative ab-initio computation of conductivity. Concerning AlCuFe and related quasiperiodic phases, which cannot be addressed by band structure calculations, we present a phenomenological model. This model based on anomalous quantum diffusion provides a coherent interpretation of the strange electronic transport of these systems.

4.1 Experimental transport properties of icosahedral and related approximant phases

Quasicrystals of high structural quality reveal unusual transport properties [21,22,23,25] (figure 16). For instance, one of the main features is the low conductivity $\sigma_{4K} = 100 - 200 \text{ } \Omega\text{cm}^{-1}$ for icosahedral AlPdMn and AlCuFe and $\sigma_{4K} < 1 \text{ } \Omega\text{cm}^{-1}$ for AlPdRe [2,3,4,26,27,28,29], although the DOS still has a metallic character. This means that the high resistivity is due mainly to a small diffusivity of electrons.

Experimental measurements show that *approximants phases* like α -AlMnSi [23], 1/1 AlCuFeSi [30], R-AlCuFe [23], 1/1 AlReSi [31,32] etc., have transport properties similar to those of quasicrystals AlPdMn and AlCuFe. This suggests that the local atomic order on the length scale of the unit cell, *i.e.* $10 - 30 \text{ } \text{Å}$, determines their transport properties. As atomic medium-range order of quasicrystals and approximants are similar, it should also be important in the understanding of transport properties of quasicrystals. This remark is confirmed by the fact that AlTM crystals with a small unit cell (typically less than 50 atoms in a unit cell) does not exhibit such particular transport properties.

The resistivity, $\rho = 1/\sigma$, of crystals with a small unit cell increases as temperature T increases and generally follows the Mathiessen rule:

$$\rho(T) = \rho_0 + \Delta\rho(T), \quad (143)$$

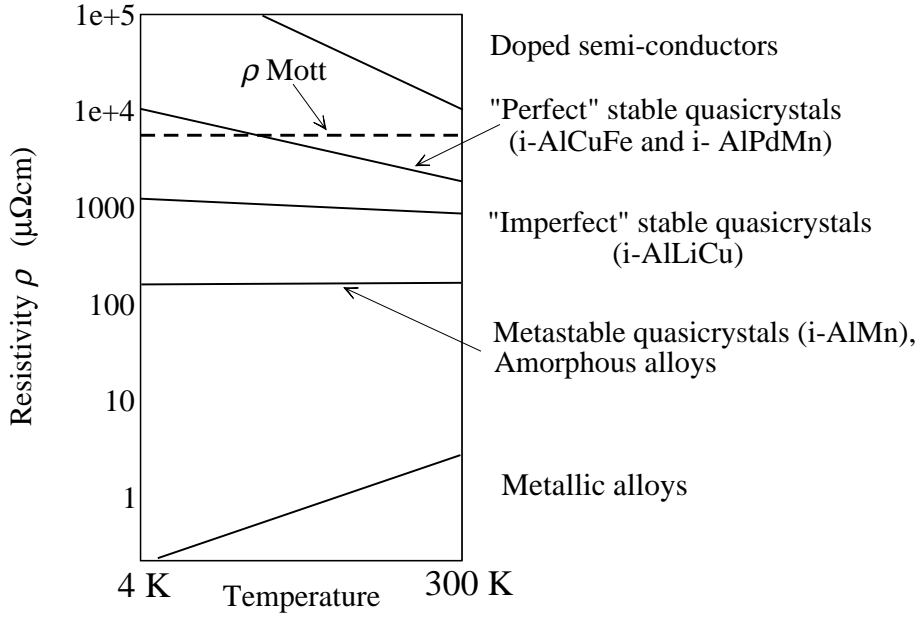


Fig. 16. Order of magnitude and schematic temperature dependencies of the resistivity of icosahedral quasicrystals compared to amorphous and metallic crystals. From [25].

By contrast, the resistivity of some quasicrystals and approximants (AlPdMn, AlCuFe) decreases when temperature increases, and their conductivity follows approximatively an “*inverse Mathiessen rule*” [33,23]:

$$\sigma(T) = \sigma_0 + \Delta\sigma(T). \quad (144)$$

Besides, after annealing sample, with a consequent reduction of the structural defects, the resistivity of quasicrystals and approximants increases. The relation between the particular transport properties of these phases and their structure is still debated. For AlPdMn quasicrystals, J.J. Préjean *et al.* [34] found that local defects might be related with the occurrence of Mn atoms with localized magnetic moment. Thus, magnetic properties, transport properties and structural quality are intimately linked for those complex phases.

Another remarkable experimental result is the linear energy dependence of the optical conductivity of AlCuFe and the absence of Drude peak [35,36].

The icosahedral AlPdRe is the most resistive known quasicrystalline material [27,28]. This material displays a strong decrease of the conductivity when the temperature is reduced and the conductivity value can fall below $1 (\Omega\text{cm})^{-1}$ at 4 K. Although the behavior depends strongly on the composition and the preparation of the sample, many authors [2,3,4,26,27,28,29] have reported that AlPdRe quasicrystal are very close to the metal-insulator transition. Three successive regimes are revealed [28] as the temperature is increased to room temperature: a low temperature variable range hopping-like behavior, followed

by a Thouless regime and a high temperature critical regime.

Experimentally a low density of states (DOS) at the Fermi energy E_F is usually measured in quasicrystals and their crystalline approximants. For instance, a density of states at E_F reduced by $\sim 1/3$ from its free electrons value is measured in i-AlCuLi and R-AlLiCu approximant [22,37,38,39]. The presence of the pseudogap in these phases is confirmed by photo-emission measurements [40] and NMR experiments [41].

For icosahedral phases containing transition metal (TM) elements, specific heat measurement indicate a DOS at E_F of $\sim 1/3$ of the free electron value for i-AlCuFe and $\sim 1/10$ for i-AlCuRu [42] and i-AlPdRe [43]. From photo-emission spectroscopy the pseudogap in the DOS is confirmed for many icosahedral quasicrystals in the systems: AlMn (metastable) [44], AlMnSi [44,45], AlCuFe [46,47,48,49,50,51], AlCuFeCr [49], AlPdMn [52,53,54,55], AlCuRu [56], AlPdRe [54]. The pseudogap has been also measured in many approximants of quasicrystals. For instance R-AlCuFe [41,23], 1/1 AlCuFeSi [30] α -AlMnSi [23,45], 1/1 AlCuRuSi [57,58], 1/1 AlReSi [32] have a DOS at E_F reduced by a similar factor as in i-AlCuTM and i-AlPdMn. A pseudogap near E_F has been also confirmed by ab-initio calculations of the electronic structure in many icosahedral approximants (figure 17, see below and see also the chapter by Ishii and Fujiwara in this book).

It has also been shown experimentally that transition metal elements have a important role on the unusual transport properties of quasicrystals and related phases [59,60,61,62,63,64].

4.2 Ab-initio electronic structure and quantum diffusion in perfect approximants

Density of states

Electronic structure determinations have been performed in the frame-work of density functional formalism in the local density approximation (LDA) by using the self-consistent Tight-Binding (TB) Linear Muffin Tin Orbital (LMTO) method in the Atomic Sphere Approximation (ASA) [65].

The LMTO DOS of an α -AlMn idealized approximant (Elser-Henley model [66,67]) has been first calculated by T. Fujiwara [69,70]. This original work shows the presence of a Hume-Rothery pseudo-gap near the Fermi energy, E_F , in agreement with experimental results [22,23] (see also figure 17). The role of the transition metal (TM) element in the pseudo-gap formation has been shown from ab-initio calculations [74] and experiments [63]. Indeed the formation of the pseudo-gap results from a strong sp-d coupling associated

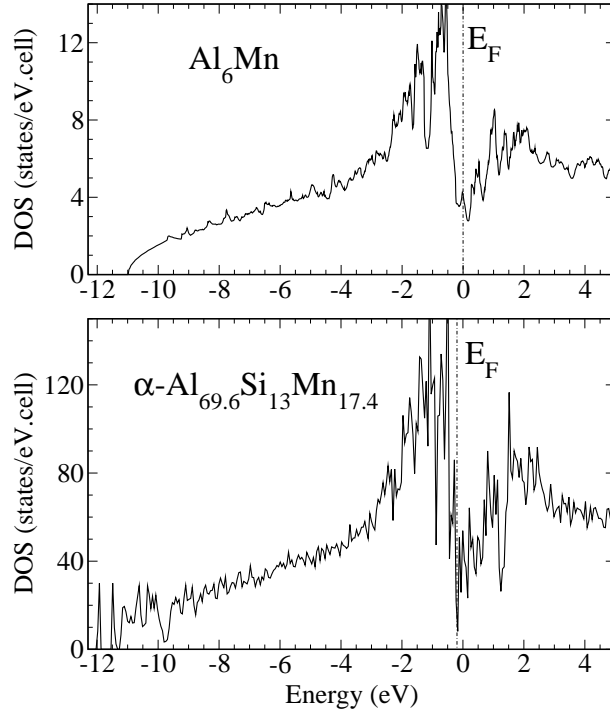


Fig. 17. LMTO total DOS of Al_6Mn [63] and $\alpha\text{-Al}_{69.6}\text{Si}_{13}\text{Mn}_{17.4}$.

to an ordered sub-lattice of TM atoms. Just as for Hume-Rothery phases a description of the band energy can be made in terms of pair interactions. It has been shown that a medium-range Mn–Mn interaction mediated by the $sp(\text{Al})\text{-}d(\text{Mn})$ hybridization plays a determinant role in the occurrence of the pseudo-gap [68,69,70,71,72,73,74,75,76,77]. It is thus essential to take into account the chemical nature of the elements to analyze the electronic properties of approximants. The electronic structures of simpler crystals such as orthorhombic Al_6Mn , cubic Al_{12}Mn , present [74] also a pseudo-gap near E_F which is less pronounced than in complex approximants phases. E.S. Zijlstra and S.K. Bose [80] show that Si atoms are in substitution with some Al atoms in the α -phase. The main effect of Si is to shift E_F in the pseudo-gap in agreement with the Hume-Rothery mechanism that minimizes the band energy.

Role of clusters

As for the local atomic order, one of the characteristics of the quasicrystals and approximants, is the occurrence of atomic clusters on a scale of 10–30 Å [81]. Nevertheless the clusters are not well defined because some of them overlap, and in addition there are a lot of glue atoms. The role of clusters has been much debated in particular by C. Janot [84] and G. Trambly de Laissardière [85]. C. Janot considers as a reference clusters that are isolated in vacuum but it is more realistic to consider a model of clusters that are not isolated but are embedded in metallic medium. The model [85,86] is based on a

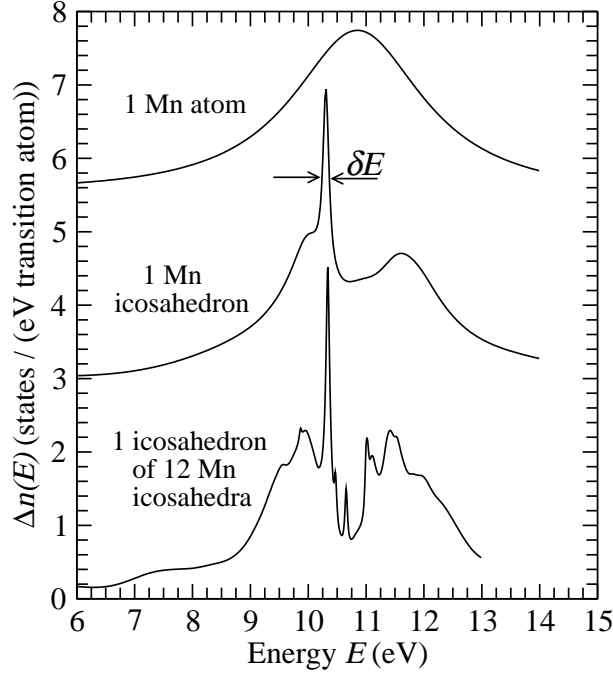


Fig. 18. Variation $\Delta n(E)$ of the DOS due to 1 Mn atom (Virtual Bound State), 1 Mn icosahedron, and 1 icosahedron of Mn icosahedra obtained after an inflation by a factor φ^2 of an initial Mn icosahedron. $E_F \simeq E_d = 10.88$ eV. From [85].

standard description of intermetallic alloys. Considering the cluster embedded in a metallic medium, the variation $\Delta n(E)$ of the DOS due to the cluster is calculated. For electrons, which have energy in the vicinity of the Fermi level, transition atoms (such as Mn and Fe) are strong scatters whereas Al atoms are weak scatters. Then, following a standard approximation, the potential of Al atoms was neglected in reference [85].

In the figure 18, $\Delta n(E)$ due to different clusters are shown. The Mn icosahedron is the actual Mn icosahedron of the α -AlMnSi approximant. As an example of a larger cluster, we consider one icosahedron of Mn icosahedra, which appeared in the structural model proposed by C. Janot [84].

$\Delta n(E)$ of clusters exhibits strong deviations from the Virtual Bound States (1 Mn atom) [87,88]. Indeed several peaks and shoulders appear. The width of the most narrow peaks (50 – 100 meV) are comparable to the fine peaks of the calculated DOS in the approximants. Each peak indicates a resonance due to the scattering by the cluster. These peaks correspond to states “localized” by the icosahedron or the icosahedron of icosahedra. They are not eigenstate, they have finite lifetime of the order of $\hbar/\delta E$, where δE is the width of the peak. Therefore, the stronger the effect of the localization by cluster is, the narrower is the peak. A large lifetime is the proof of a localization, but in the real space these states have a quite large extension on length scale of the cluster or the cluster of clusters.

The physical origin of these states can be understood as follows. Let us consider incident electrons, with energy E closed to E_F , scattered by the cluster. In AlMn alloys $E_F \simeq E_d$, where E_d is the energy of the d-orbital. In this energy range, the potential of the Mn atom is strong and the Mn atoms can roughly be considered as hard spheres with radius of the order of the d-orbital size ($\sim 0.5 \text{ \AA}$). By an effect similar to that of a Faraday cage, electrons can be confined by the cluster provided that their wavelength λ satisfies $\lambda \gtrsim l$, where l is the distance between two hard spheres. In the case of α -AlMnSi approximant, $\lambda \simeq 3.6 \text{ \AA}$ (if we assume a free electron band and $E_F = 10.33 \text{ eV}$) and the distance l is about 3.8 \AA . Consequently, we expect to observe such a confinement. This effect is a multiple scattering effect, and it is not due to an overlap between d-orbitals because Mn atoms are not first neighbor. We have also shown that these resonances are very sensitive to the geometry of the cluster [86]. For instance, they disappear quickly when the radius of the Mn icosahedron increases.

Quantum diffusion in perfect crystals

In the following we present calculation of the quantum diffusion in perfect crystalline systems. Some works have already been done from ab-initio calculation and give indication of none ballistic diffusion [17,89,90]. We consider the α -AlMnSi approximant and compare it with simpler crystals orthorhombic Al_6Mn , and cubic Al_{12}Mn [91,92,93]. For the α -AlMnSi phase, we use the experimental atomic structure [94] and the Si positions proposed by Ref. [80] with composition: $\alpha\text{-Al}_{69.6}\text{Si}_{13.0}\text{Mn}_{17.4}$. In figure 19, the total DOS n of the α -AlMnSi phase is presented versus the energy. The total density of states is characterized [69] by a pseudogap near the Fermi energy E_F . Following the Hume-Rothery condition, it is expected that the most realistic value of E_F in the actual α -phase corresponds to the minimum of the pseudo-gap, i.e. $E_F - E_{F(\text{LMTO})} = -0.163 \text{ eV}$ for our calculation.

We compute the velocity correlation function $C(E, t)$ for crystals (complex approximants and simple crystals). In equations (12), (37), the average is obtained by taking the eigenstates for each \vec{k} vector with and energy $E_n(\vec{k})$ such as

$$E - \frac{1}{2}\Delta E < E_n(\vec{k}) < E + \frac{1}{2}\Delta E. \quad (145)$$

ΔE is the energy resolution of the calculation. The calculated $C(E, t)$ is sensitive to the number N_k of \vec{k} vectors in the first Brillouin zone when N_k is too small. Therefore N_k is increased until $C(E, t)$ does not depend significantly on N_k . For Al, Al_{12}Mn and $\alpha\text{-Al}_{69.6}\text{Si}_{13.0}\text{Mn}_{17.4}$, ΔE is equal to 0.272, 0.272, and 0.0272 eV, respectively, and N_k is equal to 120^3 , 40^3 and 32^3 , respectively. $C(E_F, t)$ for the cubic approximant α -AlMnSi is shown in figure 20.

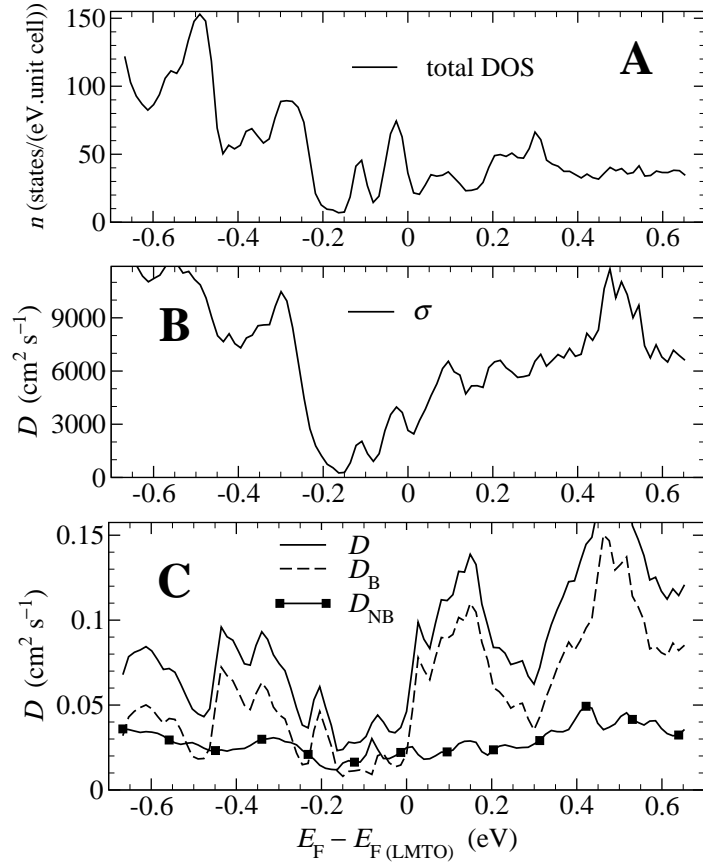


Fig. 19. (A) LMTO total DOS n , (B) conductivity σ , and (C) diffusivity D , in the cubic approximant $\alpha\text{-Al}_{69.6}\text{Si}_{13.0}\text{Mn}_{17.4}$. From [91].

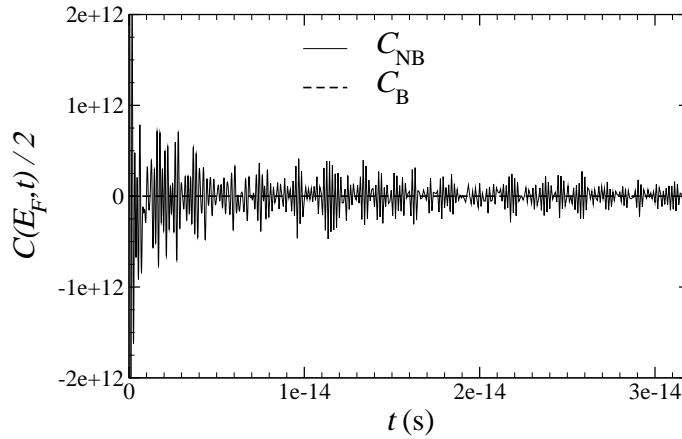


Fig. 20. Velocity correlation function $C(E_F, t)$ ($\text{m}^2 \text{s}^{-2}$) in $\alpha\text{-Al}_{69.6}\text{Si}_{13.0}\text{Mn}_{17.4}$ versus large time t . The dashed lines are the corresponding Boltzmann velocity correlation function $C_B(E_F, t) = 2v_F^2$. From [92].

After (12) and (37), $C(E_F, t)$ is the sum of a constant Boltzmann term $C_B(E, t)$ and a non Boltzmann term containing oscillating terms that average to zero on long time scale:

$$C(E, t) = C_B(E, t) + C_{NB}(E, t) \quad (146)$$

$$C_B(E, t) = 2 \langle V_x^2 \rangle_E \quad (147)$$

$$\lim_{\tau \rightarrow \infty} \int_0^{\infty} C_{NB}(E, t) e^{-t/\tau} dt = 0 \quad (148)$$

where V_x^2 is the square of Boltzmann velocity (intra-band velocity) along the X direction at the Fermi energy: $v_F = 9.4 \cdot 10^7$, $3.6 \cdot 10^7$, and $2.7 \cdot 10^6$ cm.s⁻¹, for Al, Al₁₂Mn and α -Al_{69.6}Si_{13.0}Mn_{17.4}, respectively. This last result is very similar to the original work of T. Fujiwara et al. for the α -Al₁₁₄Mn₂₄ (with the atomic structure model of Elser-Henley) [70], for a model of icosahedral approximant AlCuFe [82]. The strong reduction of v_F in the approximant phase with respect to simple crystal phases shows the importance of a quasiperiodic medium-range order (up to distances equal to 12–20 Å). This leads to a very small Boltzmann conductivity for approximants [70,82]. In the case of a decagonal approximant AlCuCo, a strong anisotropy has been found between v_F in the “pseudo” quasiperiodic directions and v_F in the periodic direction [83].

On small time scale t (figure 21), $C(E_F, t)$ and $C_B(E_F, t)$ differ, and there is a new difference between approximant and simple crystal. In the case of Al (f.c.c.) phase, $C(E_F, t)$ is always positive, and the Boltzmann value is reached rapidly when t increases. But for some t values the velocity correlation function $C(E_F, t)$ is negative for Al₁₂Mn and α -Al₁₁₄Mn₂₄. That means that at these times the phenomenon of *backscattering* occurs.

The transport properties depend on the average value of $C(E_F, t)$ on a time scale equals to the scattering time τ [6,97] (see for instance equation (29)). A realistic value of τ has been estimated to about 10^{-14} s [33]. For the simple crystals Al₁₂Mn, $C(E_F, t)$ is mainly positive when $t > 2 \cdot 10^{-15}$ s. But for the complex approximant α -Al₁₁₄Mn₂₄, a lot of t values correspond to $C(E_F, t) < 0$, even when t is close to τ or larger (figure 20). Therefore, in the case of Al₁₂Mn, the backscattering (negative value of $C(E_F, t)$) should have a negligible effect on the transport properties, whereas this effect must be determinant for the approximant.

As discussed in part 3 the phenomenon of backscattering is associated to

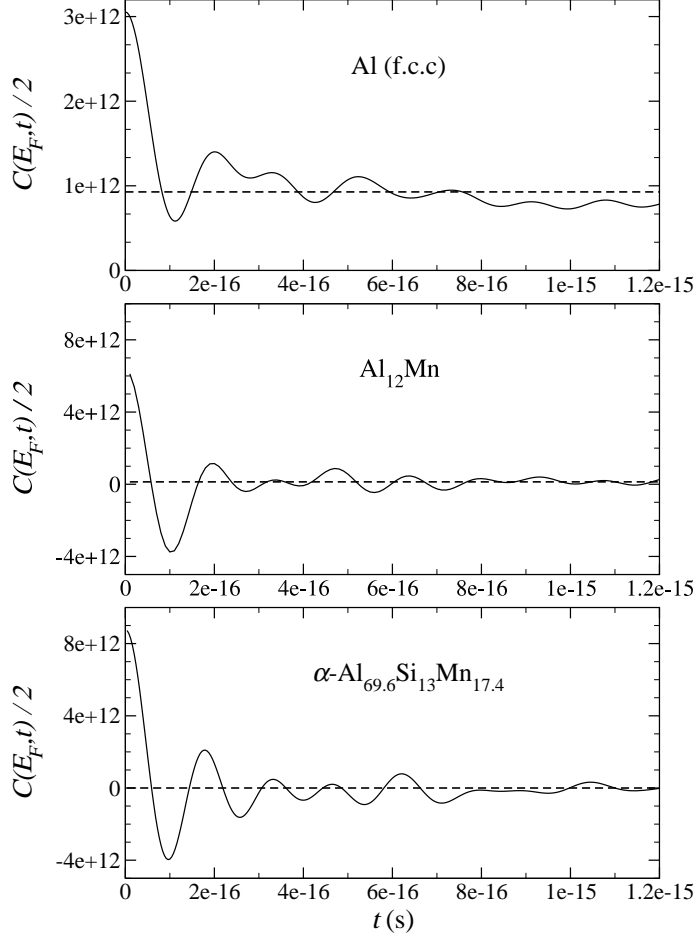


Fig. 21. Velocity correlation function $C(E_F, t)$ (m^2s^{-2}) versus small time t . The dashed lines are the corresponding Boltzmann velocity correlation function $C_B(E_F, t) = 2v_F^2$. From [92].

unusual quantum diffusion. It is illustrated on the plot of the average spreading of states ΔX^2 versus time t (figure 22). After (40), ΔX^2 results in two term:

$$\Delta X^2(E, t) = V_B(E)^2 t^2 + \Delta X_{\text{NB}}^2(E, t), \quad (149)$$

A Boltzmann term $V_B(E)^2 t^2$ and a non-Boltzmann term. The non-Boltzmann contribution, ΔX_{NB}^2 , which comes from the non-diagonal matrix element (44), increases very rapidly and saturates to a maximum value of the order of the square size of the unit cell. In the α -approximant, at small time t , ΔX_{B}^2 is smaller than in Al due to a very small velocity V_F of the electron with energy E_F . The calculated V_F is equal to $2.7 \cdot 10^7 \text{ cm.s}^{-1}$, which is about 30 times smaller than aluminum values. Thus α -AlMnSi is a non-conventional metal at these time scale i.e. when the scattering time is $\tau < \tau^*$ where $\tau^* \simeq 3 \cdot 10^{-14} \text{ s}$. In a normal crystal, the $\Delta X_{\text{NB}}^2(t)$ term is negligible with respect to the Boltzmann term $\Delta X_{\text{B}}^2(t)$. On the contrary, in the approximant both terms have the same magnitude at the realistic scattering times scale, typically a few 10^{-14} s .

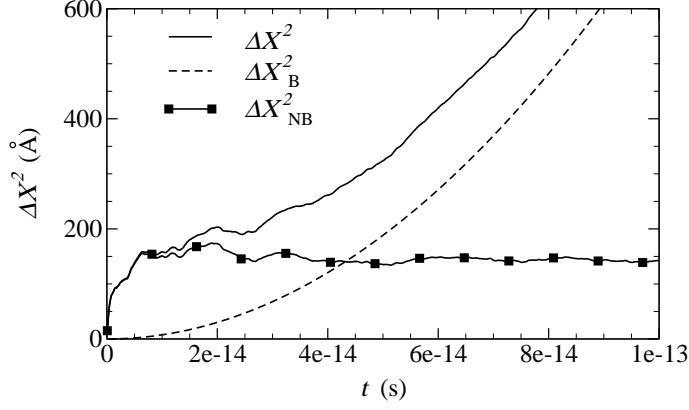


Fig. 22. Square spreading ΔX^2 of electrons states with Fermi energy E_F versus time t , in the cubic approximant $\alpha\text{-Al}_{69.6}\text{Si}_{13.0}\text{Mn}_{17.4}$. $\Delta X^2 = \Delta X_B^2 + \Delta X_{\text{NB}}^2$ (see text). From [91].

4.3 *Ab-initio* RTA model for the conductivity of approximants

Within a relaxation time approximation the diffusivity $D(E, \omega)$ is calculated. At low frequency one gets

$$\text{Re } \sigma(E, \omega) = e^2 n(E) D(E, \omega) \quad (150)$$

$$D(E, \omega) = D_B(E, \omega) + D_{\text{NB}}(E, \omega) \quad (151)$$

$$D_B(E, \omega) = \frac{V^2 \tau}{1 + \omega^2 \tau^2} \quad (152)$$

and

$$D_{\text{NB}}(E, \omega) = \frac{1}{2} \text{Re} \left\{ \left(\frac{1}{\tau} - i\omega \right)^2 \int_0^{+\infty} e^{(i\omega - 1/\tau)t} \Delta X_{\text{NB}}^2(E, t) dt \right\} \quad (153)$$

The D_B values for $\alpha\text{-Al}_{69.6}\text{Si}_{13.0}\text{Mn}_{17.4}$ (figure 19) are similar in magnitude to those obtained by T. Fujiwara *et al.* [69] for the idealized approximant $\alpha\text{-Al}_{114}\text{Mn}_{24}$ approximant. D_{NB} is almost independent on E , whereas the D_B values depend strongly on E and is particularly small in the pseudo-gap.

The predicted static conductivity (dc conductivity) of the $\alpha\text{-AlMnSi}$ phase, assuming the value of the Fermi energy given above i.e. $E_F - E_{\text{F(LMTO)}} = -0.163$ eV, is shown figures 23 and 24 versus the inverse scattering time. Two

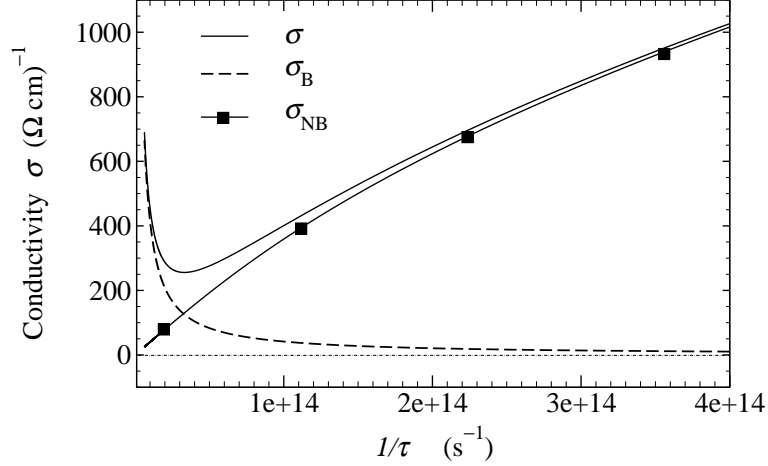


Fig. 23. Ab-initio dc conductivity σ in cubic approximant $\alpha\text{-Al}_{69.6}\text{Si}_{13.0}\text{Mn}_{17.4}$ versus inverse scattering time.

regimes appear clearly: the metallic regime (Boltzmann regime) at large scattering time, $\tau > \tau^*$, and the insulating like regime (non Boltzmann regime) at small scattering time, $\tau < \tau^*$. $\tau^* = 3.07 \cdot 10^{-14}$ s is defined as the time for which the Boltzmann and non-Boltzmann contributions are equal. As expected from our model, σ_{NB} is almost proportional to $1/\tau$. Therefore, in the non Boltzmann regime, the conductivity increases with disorder as observed experimentally. For realistic τ values, $\tau < \tau^*$ [33], σ_{NB} dominates and σ increases when $1/\tau$ increases i.e. when defects or temperature increases. σ varies from $250 (\Omega \text{ cm})^{-1}$ for $\tau = 3.3 \cdot 10^{-14}$ s, to $2000 (\Omega \text{ cm})^{-1}$ for $\tau = 10^{-15}$ s. This is consistent with experimental results in $\alpha\text{-AlMnSi}$: $\sigma(4 \text{ K}) \simeq 200 (\Omega \text{ cm})^{-1}$ and $\sigma(900 \text{ K}) \simeq 2000 (\Omega \text{ cm})^{-1}$ and with standard estimates for the scattering time in these systems [23]. Furthermore for τ equal to a few 10^{-14} s, i.e. when the Boltzmann term is negligible, the mean free path is given by the square root of the saturation value of ΔX_{NB}^2 and is of the order of 15 \AA . This is in agreement with estimates in the literature [23]. As discussed in part 3 this means also that the system is far from the Anderson transition despite its low conductivity. From the ab-initio calculations the estimated value of the ratio g_0/g_c for the $\alpha\text{-AlMnSi}$ phase is about $2 - 3$. This means that this system is always metallic as discussed in part 3.3. According to figure 13 the $\alpha\text{-AlMnSi}$ phase is a phase of type (a).

Optical conductivity

Within the relaxation time approximation used here, the optical conductivity $\sigma(\omega)$ is the sum of two terms. The Boltzmann contribution ($\sigma_{\text{B}}(\omega)$, diagonal elements of the velocity operator) gives rise to the so-called Drude peak and the non Boltzmann conductivity gives rise to a nearly frequency independent contribution. This is a consequence of the fact that $\Delta X_{\text{NB}}^2(E, t)$ is nearly constant on the time scale of τ (see part 3).

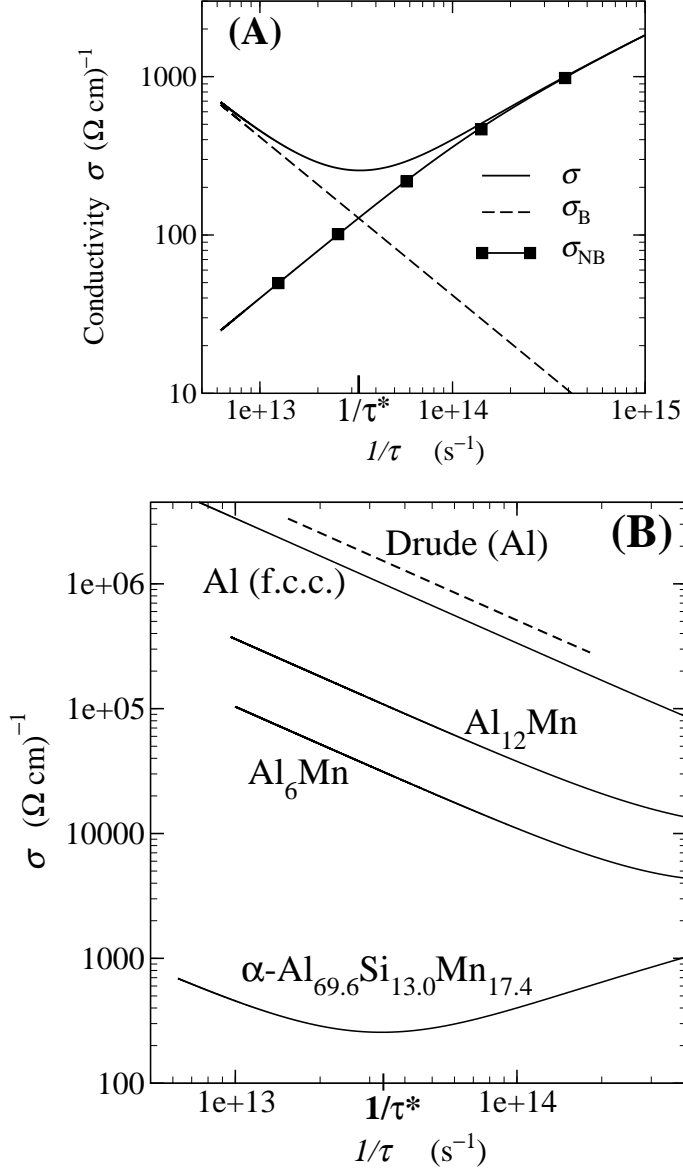


Fig. 24. Ab-initio electrical conductivity $\sigma(E_F)$ (logarithmic scale) versus inverse scattering time $1/\tau$ (logarithmic scale). **(A)** In cubic approximant $\alpha\text{-Al}_{69.6}\text{Si}_{13.0}\text{Mn}_{17.4}$: $\sigma(E_F)$ is the sum of a ballistic term (Boltzmann term), $\sigma_B = e^2 n(E_F) V_F^2 \tau$, and a non ballistic term (non Boltzmann term), σ_{NB} . **(B)** In pure Al (f.c.c.), the Boltzmann term dominates, and the model is compatible with a simple Drude model (dashed line). In cubic Al_{12}Mn and orthorhombic Al_6Mn crystal, the model predicts also a Boltzmann behavior as expected experimentally. From [91].

T. Fujiwara et al. [70] has also estimated the optical conductivity from the LMTO band dispersion of a $\alpha\text{-Al}_{114}\text{Mn}_{24}$ (figure 25). This calculation reproduces the linearity and the peak position observed experimentally. Our ab-initio calculation (figure 26) confirms that a Drude peak can be identified in the Boltzmann regime, $\tau > \tau^*$, whereas in the non Boltzmann regime, $\tau < \tau^*$,

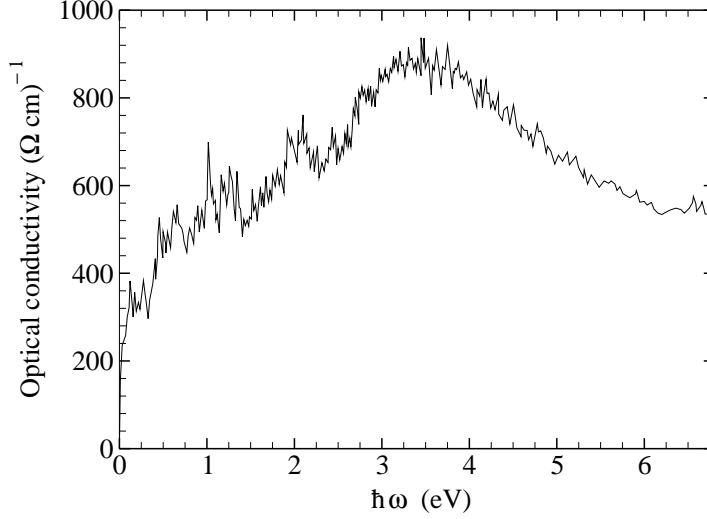


Fig. 25. Inter-band optical conductivity, $\sigma_{NB}(\omega)$, in α -Al₁₁₄Mn₂₄ calculated from the LMTO results, with a relaxation time τ equals to infinity. From T. Fujiwara *et al.* [70].

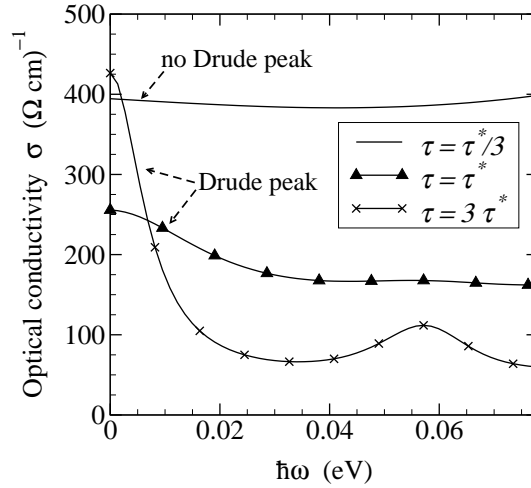


Fig. 26. Ab-initio optical conductivity $\sigma(\omega)$ in cubic approximant α -Al_{69.6}Si_{13.0}Mn_{17.4} for three τ values. ω is the pulsation. For $\tau = 3\tau^*$, the non Boltzmann conductivity σ_{NB} is smaller than Lorentzian of the Boltzmann conductivity σ_B , $\sigma_B(\omega) = \sigma_B(0)/(1 + \omega^2\tau^2)$. For $\tau = \tau^* = 3.07 \times 10^{-14}$ s, $\sigma_{NB}(0) = \sigma_B(0)$. For $\tau = \tau^*/3$, the non Boltzmann conductivity $\sigma_{NB}(\omega)$ dominates.

the Drude peak disappears.

The role of transition metal elements (TM = Fe, Mn, Co, Pd, Re) in the electronic structure of quasicrystals and related phases as been often discussed in the literature [68,69,70,71,72,73,74,75,76,77,78,79]. Because of their strong scattering potential with respect to Al(Si) atoms, TM elements play a crucial role in the formation of the Hume-Rothery pseudogap that contributes to the stability of these phases. This effect is related to an effective medium

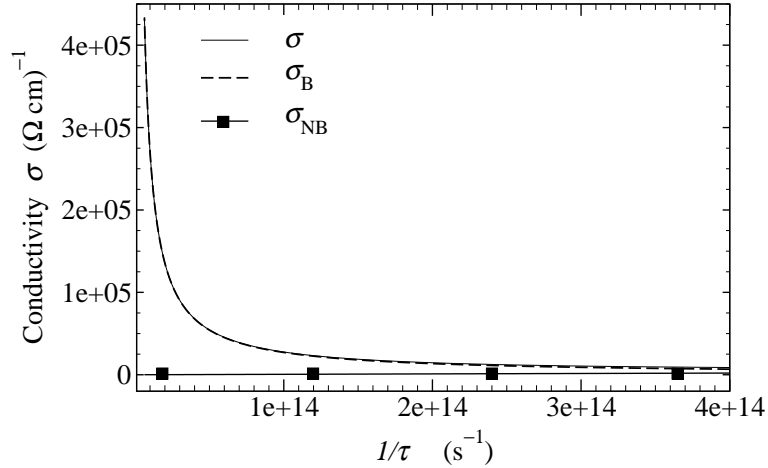


Fig. 27. Ab-initio dc conductivity σ in an hypothetical cubic approximant $\alpha\text{-Al}_{69.6}\text{Si}_{13.0}\text{Cu}_{17.4}$ versus inverse scattering time.

range interaction between TM atoms mediated by a strong sp(Al)-d(TM) hybridization [74]. TM elements have also a very important role on the transport properties. As an example, it is shown in the previous paragraph how a Mn-cluster can “localize” electrons [85,86].

To evaluate the effect of TM elements on the conductivity calculation in the RTA, we have considered an hypothetical $\alpha\text{-Al}_{69.6}\text{Si}_{13.0}\text{Cu}_{17.4}$ constructed by putting Cu atoms in place of Mn atoms in the actual $\alpha\text{-Al}_{69.6}\text{Si}_{13.0}\text{Mn}_{17.4}$ structure. Cu atoms have almost the same number of sp electrons as Mn atoms, but their d DOS is very small at E_F . Therefore in $\alpha\text{-Al}_{69.6}\text{Si}_{13.0}\text{Cu}_{17.4}$, the effect of sp(Al)-d(TM) hybridization on electronic states with energy near E_F is very small. As a result, the pseudogap disappears in total DOS, and the dc-conductivity is now ballistic (metallic) as shown on figure 27.

4.4 Phenomenological model for the low frequency conductivity of AlCuFe quasicrystals

The ab-initio calculations which rest on the Bloch theorem are applicable to approximants only. Here we present a phenomenological model of the optical conductivity of AlCuFe QCs, which should be approximately valid also for the related QC phases AlPdMn or AlFeCr [95,96]. This anomalous diffusion model allows to derive an analytical expression for the conductivity that fits experiments very well. In particular the model explains quantitatively the main experimental facts:

- the increase of conductivity with disorder
- the “inverse Mathiessen rule” [23,34] that is the fact that the increases of

conductivity due to different sources of scattering are additive

- the absence of the Drude peak

One needs first a model of conductivity of the *perfect* system at all frequencies. For low frequencies, according to the discussion in part 2 we assume:

$$\text{Re } \sigma_0(\omega) = \sigma_0 \left(\frac{|\omega|}{\omega_1} \right)^{1-2\beta} \quad \text{for } |\omega| < \omega_1 \quad (154)$$

A small value of β ($\beta \ll 1$) is imposed by the nearly linear experimental variation of $\text{Re } \sigma(\omega)$ at $\omega < 8000 \text{ cm}^{-1}$ (see figure 28). This means that the system without defects would be insulating. In (154) we take $\beta = 0$, $\omega_1 \simeq 8000 \text{ cm}^{-1}$ and $\sigma_0 \simeq 6000 (\Omega\text{cm})^{-1}$. At higher frequencies one uses other analytical expressions. For $8000 \text{ cm}^{-1} < \omega < 25\,000 \text{ cm}^{-1}$ a polynomial of ω reproduces the experimental value. For $\omega > 25\,000 \text{ cm}^{-1}$, we take the Drude expression according to [35]. Let us note that the experimental uncertainty on the high frequency conductivity [35] has essentially no effect on the results presented here.

Within the RTA (3,25) one has for the optical conductivity:

$$\text{Re } \sigma(\omega, \tau) = \int_{-\infty}^{+\infty} \frac{\text{Re } \sigma_0(\omega - \omega')}{\pi\tau(\omega'^2 + 1/\tau^2)} d\omega' \quad (155)$$

i.e. the real part $\text{Re } \sigma(\omega, \tau)$ of the conductivity of the system with defects is the convolution of $\text{Re } \sigma_0(\omega)$ of the perfect system and of a Lorentzian of width $1/\tau$.

As shown in part 2 for $\omega < \omega_1$ the conductivity is well represented by

$$\text{Re } \sigma \simeq \frac{A}{\tau} \left[\alpha + \log \left(\frac{\omega_1 \tau}{\sqrt{1 + (\omega\tau)^2}} \right) + \omega\tau \text{Arctg}(\omega\tau) \right] \quad (156)$$

where $A = 2\sigma_0/\pi\omega_1$ The analytical expression (94) with $\alpha \simeq 0.7$, $\hbar\omega_1 \simeq 1 \text{ eV}$ and $\sigma_1 \simeq 6000 (\Omega\text{cm})^{-1}$ describes well the electronic conductivity in figures 28, 29.

Let us focus on the low frequency conductivity ($\omega < \omega_1$) which is the real test of the model (155,154,156). Figure 28 gives a comparison of the experimental $\text{Re } \sigma_{exp}(\omega)$ for AlCuFe [35] with the theoretical $\text{Re } \sigma(\omega, \tau)$. The scattering time τ is chosen to reproduce the experimental dc-conductivity $\sigma_{dc} \simeq 350 (\Omega\text{cm})^{-1}$. One finds $\tau \simeq 3 \cdot 10^{-14} \text{ s}$ which is rather long, in agreement with the high

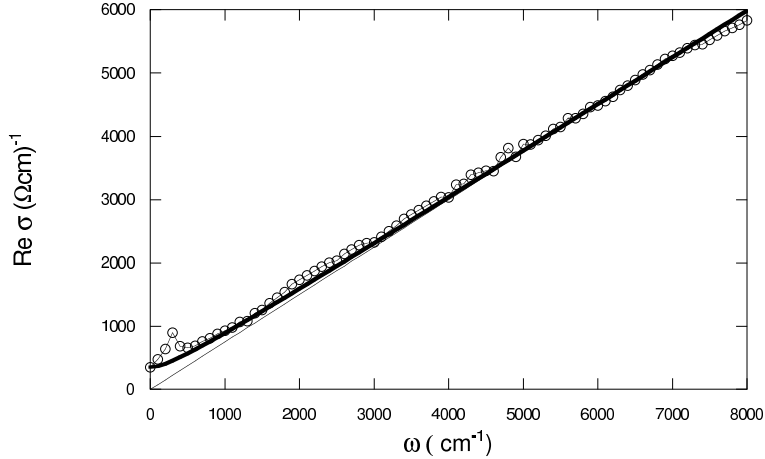


Fig. 28. Real part of the conductivity as a function of the frequency for different cases. Line with circles: experimental conductivity of an AlCuFe QC [9]. Thin line: conductivity of the model without defect $\text{Re } \sigma_0(\omega) = \sigma_1(|\omega|/\omega_1)$. Thick line: conductivity of the model with defect, for $\tau = 3 \cdot 10^{-14} \text{ s}$. From [97].

structural quality of these systems. The fit is good except for the peak in the experimental curve around 200 cm^{-1} . This peak is attributed to the conductivity of phonons [35] which is not incorporated in the model. The mean-free path Λ is related to the scattering time τ and to the diffusivity D through $D = \Lambda^2/3\tau$. One estimates [23,34] $D \geq 0.2 \text{ cm}^2/\text{s}$ and since $\tau \simeq 3 \cdot 10^{-14} \text{ s}$, one has $\Lambda \geq 15 - 20 \text{ \AA}$. From (155) and (156) one gets the dc-conductivity $\sigma_{dc}(\tau)$ as a function of the relaxation time τ (see figure 29). $\sigma_{dc}(\tau)$ increases with $1/\tau$ and varies nearly linearly with $1/\tau$ on a large range of values of $\sigma_{dc}(\tau)$ i.e. $\sigma_{dc} \simeq A + B/\tau$. For two independent sources of scattering characterized by scattering times τ_1 and τ_2 it is common that the inverse relaxation times add. Then $1/\tau \simeq 1/\tau_1 + 1/\tau_2$ and $\sigma_{dc} \simeq A + B/\tau \simeq A + B/\tau_1 + B/\tau_2$. Thus each source of disorder gives its contribution to the conductivity in agreement with the “inverse Mathiessen rule” [23].

The present phenomenological model treats the disorder within the relaxation time approximation (RTA). Indeed, as shown now, the RTA is applicable to AlCuFe QCs, at least for $T \leq 200 - 300 \text{ K}$. A first indication is that quantum interferences have been found for $T \leq 200 - 300 \text{ K}$ [23]. They indicate that the main scattering sources are elastic in this temperature range. Indeed, if the dominant scattering were inelastic the coherence of the electron wavefunction would be lost at each scattering event. In that case there would be no interferences in the diffusive regime. In addition the experimental fits [23,34] show that the quantum interferences and the electron-electron interaction give only a correction to the conductivity. Therefore, as the elastic scattering dominates and as quantum interferences are weak, the RTA is a good approximation for the AlCuFe QC studied in [35] at least at $T \leq 200 - 300 \text{ K}$. In particular a scenario of hopping between localized critical states, such as proposed by Janot [84] is not consistent with the present analysis.

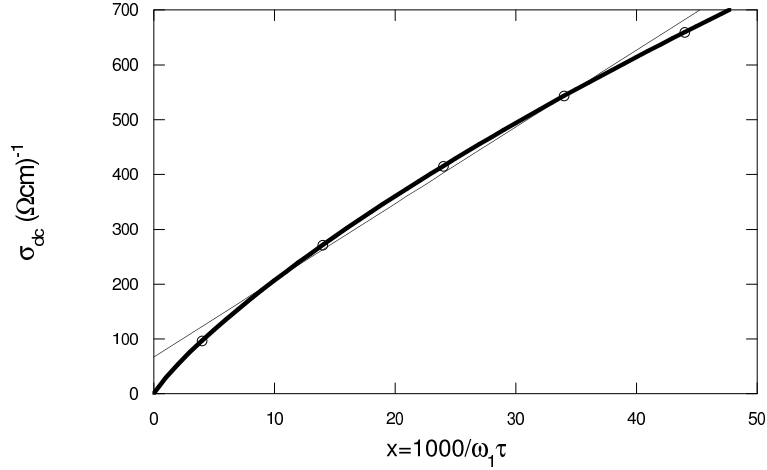


Fig. 29. Thick line: Variation of σ_{dc} with $x = 1000/\omega_1\tau$. τ is given by $\tau = (6.6/x) 10^{-13}$ s. The straight thin line shows that σ_{dc} varies nearly linearly with $1/\tau$ in the range $\sigma_{dc} = 150 - 700 (\Omega\text{cm})^{-1}$. From [97].

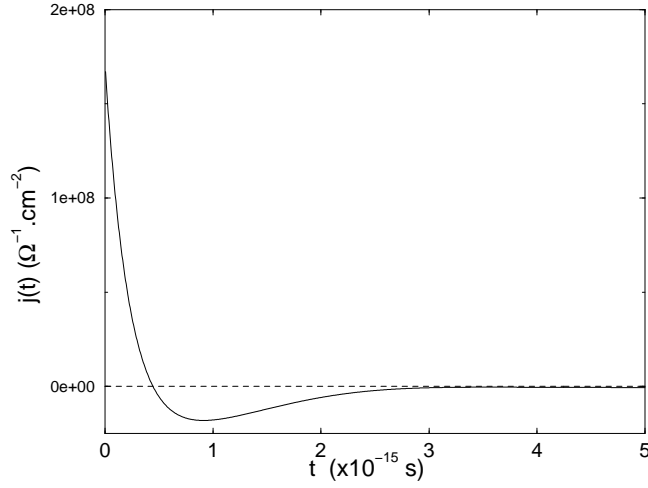


Fig. 30. Value of $j(t)$ deduced from the experimental conductivity. The negative value of $j(t)$ at large times indicates backscattering. From [97].

Note that the model is consistent with the observed weak-localization effects. Indeed in the context of the scaling theory of localization [98] the importance of quantum interferences depends on the ratio between the dc-conductivity of the system σ_{dc} and the Mott value $\sigma_{\text{Mott}} \simeq 600 (\Omega\text{cm})^{-1}/\Lambda$ where Λ is the mean-free path expressed in Angströms. If $R = \sigma_{dc}/\sigma_{\text{Mott}} \gg 1$ the effect of the quantum interferences on σ_{dc} is small. Here $R = \sigma_{dc}/\sigma_{\text{Mott}} \simeq 5 - 10$ and the localization effects are only corrections.

To conclude, the dynamics of electrons in AlCuFe quasicrystals and related systems such as AlPdMn [95], AlCrFe [96] quasicrystals is not free electron like. The minimum of optical conductivity at low frequency and the increase of dc-conductivity with disorder (in the RTA scheme) are intimately related to the backscattering (figure 30) or equivalently to an anomalous diffusion

law with $\beta < 0.5$ (Ref. [6]). The low value of β implies a *slow* anomalous diffusion $L(t) \propto t^\beta$, which suggests the proximity to a localized state. This value $\beta \simeq 0$ is consistent with the results on approximant phases. Indeed the Non Boltzmann term in the quantum diffusion $\Delta X_{\text{NB}}^2(t)$ which saturates very quickly is analogous to a quantum diffusion with $\beta \simeq 0$.

5 Conclusion

In this chapter we concentrated on quantum diffusion and electronic conduction properties in quasiperiodic and periodic systems. We found that deviations from the standard ballistic propagation exist either in quasiperiodic or even in periodic systems. This anomalous diffusion mode has deep consequences on the conduction properties at zero and low frequency.

The anomalous diffusion mode is related to a tendency to localization and to a phenomenon of backscattering which is well known in disordered systems. The phenomenon of backscattering is the fact that an impulse of electric field creates a current density $J(t)$ which is opposite to the electric field at large time. Backscattering is associated with an increase of conductivity with frequency and disorder.

The physics of phonons in quasicrystals could be affected by the anomalous diffusion phenomenon. In particular it has been argued that the heat conductivity could be sensitive to this effect [99].

The concepts developed here open also a new insight in the physics of correlated systems. Indeed recent studies of some heavy fermions or polaronic systems [100,101,102], where charge carriers are also slow, show that their conduction properties present a deep analogy with those described here. In particular a transition from a metallic like regime at low temperature where scattering is weak to an insulating like regime at higher temperature with a stronger scattering is observed.

Acknowledgements

The works presented in the review paper have been done since the 90's. Our work owes much to the discussions with Prof. T. Fujiwara, Prof. J. Bellissard, Prof. J. Friedel and Prof. N.W. Ashcroft. We are very grateful to many colleagues with whom we had collaborations during this time: C. Berger, F. Cyrot-Lackmann, J. Delahaye, T. Grenet, J.P. Julien, T. Klein, L. Magaud,

J.J. Préjean, S. Roche and F. Triozon. We also thanks F. Hippert, R. Mosseri, J. Vidal and C. Sire for fruitful discussions.

References

- [1] Shechtman D, Blech I, Gratias D, Cahn JW. *Phys Rev Lett* 1984;53:1951.
- [2] Pierce FS, Poon SJ, Guo Q. *Science* 1993;261:737; Pierce FS, Poon SJ, Biggs BD. *Phys Rev Lett* 1993;70:3919.
- [3] Berger C, Grenet T, Lindqvist P, Lanco P, Grieco JC, Fourcaudot G, Cyrot-Lackmann F. *Solid State Commun* 1993;87:977.
- [4] Akiyama H, Honda Y, Hashimoto T, Edagawa K, Takeuchi S. *Jpn J Appl Phys* 1993;32:L1003.
- [5] Ashcroft NW, Mermin DE. *Solid State Physics*. Saunders College Publishing, 1976.
- [6] Mayou D. *Phys Rev Lett* 2000;85:1290.
- [7] Maciá E. *Phys Rev* 2002;B66:174203.
- [8] Maciá E. *Phys Rev* 2004;B69:132201.
- [9] Solbrig H, Landauro CV, Löser A. *Mat Sc Eng* 2000:A294-296:596. Landauro CV, Solbrig H. *Mat Sc Eng* 2000:A294-296:600. *Physica* 2001;B301:267.
- [10] Haüssler P, Haberkern R, Madel C, Barzola-Quiquia J, Lang M. *J Alloys and Comp* 2002;342:228.
- [11] Janot C, *Quasicrystals a Primer*, Clarendon Press-Oxford (1992).
- [12] Kohmoto M, Kadanoff LP, Tang C. *Phys Rev Lett* 1983;50,1870.
- [13] Tokihiro T, Fujiwara T, Arai M. *Phys. Rev* 1988;B38:5981.
- [14] Fujiwara T, Tsunetsugu H. In: Di Vincenxo DP, Steinhart PJ, editors, *Quasicrystals: The states of the art*, Singapore: World Scientific, 1991.
- [15] Roche S, Trambly de Laissardière G, Mayou D. *J Math Phys* 1996;38:1794.
- [16] Bellissard J. In: Garbaczski P, Olkiewicz R, editors. *Dynamics of Dissipation, Lecture Notes in Physics*. Berlin: Springer, 2003; p. 413.
- [17] Fujiwara T, Mitsui T, Yamamoto S. *Phys Rev B* 1996;53,R2910.
- [18] Sire C. In: Hippert F, Gratias D, editors. *Lecture on Quasicrystals*. Les Ulis: Les Editions de Physique, 1994; p. 505.
- [19] Piéchon F. *Phys Rev Lett* 1996;76,4372.

- [20] Triozon F, Vidal J, Mosseri R, Mayou D. Phys Rev 2002;B65:220202.
- [21] Klein T, Berger C, Mayou D, Cyrot–Lackmann F. Phys Rev Lett 1991;66:2907.
- [22] Poon SJ. Adv Phys 1992;41:303.
- [23] Berger C. In: Hippert F, Gratias D, editors. Lecture on Quasicrystals. Les Ulis: Les Editions de Physique, 1994; p. 463.
- [24] Roche S, Mayou D. Phys Rev Lett 1997;79:2518.
- [25] Grenet T. In: Belin-Ferré E, Berger C, Quiquandon M, Sadoc A, editors. Quasicrystals: Current Topics. Singapore: World Scientific, 2000; p. 455.
- [26] Delahaye J, Frison JP, Berger C. Phys Rev Lett 1999;81:4204.
- [27] Delahaye J, Berger C. Phys Rev B 2001;64:094203.
- [28] Delahaye J, Berger C, Fourcaudot G. J Phys: Condens Matter 2003;15:8753.
- [29] Rosenbaum R, Murphy T, Brandt B, Wang C-R, Zhong Y-L, Wu S-W, Lin S-T, Lin J-J, J Phys: Condens Matter 2004;16:821; Rosenbaum R, Grushko B, Przepiorzynski B, J. of Low Temperature physics 2006;142:101.
- [30] Quivy A, Quiquandon M, Calvayrac Y, Faudot F, Gratias D, Berger C, Brand RA, Simonet V, Hippert. J Phys Condens Matter 1996;8:4223.
- [31] Tamura R, Asao T, Takeuchi S. Phys Rev Lett 2001;86:3104.
- [32] Takeuchi T, Onogi T, Otagiri T, Mizutani U, Sato H, Kato K, Kamiyama T. Phys Rev 2004;B68:184203.
- [33] Mayou D, Berger C, Cyrot–Lackmann F, Klein T, Lanco P. Phys Rev Lett 1993;70:3915.
- [34] Préjean JJ, Berger C, Sulpice A, Calvayrac Y. Phys Rev 2002;B65:R140203.
- [35] Homes CC, Timusk T, Wu X, Altounian Z, Sahnoune A, Ström–Olsen JO. Phys Rev Lett 1991;67:2694.
- [36] Burkov SE, Timusk T, Ashcroft NW. J Phys: Condens Matter 1992;4:9447.
- [37] Wagner JL, Biggs BD, Wong KM, Poon SJ. Phys Rev 1988;B38:7436.
- [38] Wang K, Garoche P, Calvayrac Y. J Phys Colloq France 1988;49:C8-237.
- [39] Kimura K, Iwahashi H, Hashimoto T, Takeuchi S, Mizutani S, Ohashi S, Itoh G. J Phys Soc Japan 1989;58:2472.
- [40] Belin E, Danhkazi Z. J Non Cryst Solids 1993;153-154:298.
- [41] Hippert F, Kandel L, Calvayrac Y, Dubost B. Phys Rev Lett 1992;69:2086.
- [42] Biggs BD, Poon SJ, Munirathnam NR. Phys Rev Lett 1990;65:2700.
- [43] Pierce FS, Guo Q, Poon SJ. Phys Rev Lett 1994;73:2220.

- [44] Belin E, Kojnok J, Sadoc A, Traverse A, Harmelin M, Berger C, Dubois JM. *J Phys: Condens Matter* 1992;4:1057.
- [45] Belin E, Miyoshi Y, Yamada Y, Ishikawa T, Matsuda T, Mizutani U. *Mat Sci Eng* 1994;A181-182:730.
- [46] Mori M, Matsuo S, Ishimasa T, Matsuura T, Kamiya K, Inokuchi H, Matsukawa T. *J Phys: Condens Matter* 1991;3:767.
- [47] Matsubara H, Ogawa S, Kinoshita T, Kishi K, Takeuchi S, Kimura K, Suga S. *Jpn J Appl Phys* 1991;30:L389.
- [48] Mori M, Kamiya K, Matsuo S, Ishimasa T, Nakano H, Fujimoto H, Inokuchi H. *J Phys: Condens Matter* 1992;4:L157.
- [49] Belin E, Dankházi Z, Sadoc A, Calvayrac Y, Klein T, Dubois JM. *J Phys: Condens Matter* 1992;4:4459.
- [50] Belin E, Dankházi Z, Sadoc A, Dubois JM, Calvayrac Y. *Europhys Lett* 1994;26:677.
- [51] Belin–Ferré, Fournée V, Dubois JM. *J Phys: Condens Matter* 2000;12:9159.
- [52] Zhang GW, Stadnik ZM, Tsai AP, Inoue A. *Phys Rev* 1994;B50:6696.
- [53] Belin E, Dankházi Z, Sadoc A, Dubois JM. *J Phys: Condens Matter* 1994;6:8771
- [54] Stadnik Z M, Purdie D, Garnier M, Baer Y, Tsai AP, Inoue A, Edagawa K, Takeuchi S, Buschow KHJ. *Phys Rev* 1997;B55:10938.
- [55] Fournée V, Belin–Ferré E, Pêcheur P, Tobala J, Dankházi Z, Sadoc A, Müller H. *J Phys: Condens Matter* 2002;14:87.
- [56] Stadnik ZM, Zhang GW, Tsai AP, Inoue A. *J Phys: Condens Matter* 1994;6:6885.
- [57] Mizutani U, Takeuchi T, Banno E, Fournée V, Takana M, Sato H. In: Belin–Ferré E, Thiel PA, Tsai AP, Urban K, editors. *Mat Res Soc Symp Soc Proc*, Vol. 643. Warrendale: Materials Research Society, 2001; p. K13.1.1.
- [58] Mizutani U, Takeuchi T, Sato H. *Prog Mat Sci* 2004;49:227.
- [59] Belin E, Mayou D. *Physica scripta* 1993;T49A:356.
- [60] Berger C, Cyrot–Lackmann F, Mayou D. *J Non-Cryst Solids* 1993;153:412.
- [61] Berger C, Belin E, Mayou D. *Annales de Chimie-Science des Matériaux* 1993;18:485.
- [62] Mayou D, Cyrot–Lackmann F, Trambly de Laissardière G, Klein T. *J Non-Cryst Solids* 1993;154:430.
- [63] Dankházi Z, Trambly de Laissardière G, Nguyen–Manh D, Belin E, Mayou D. *J Phys: Condens Matter* 1993;5:3339.
- [64] Trambly de Laissardière G, Dankházi Z, Belin E, Sadoc A, Nguyen–Manh D, Mayou D, Keegan MA, Papaconstantopoulos D. *Phys Rev* 1995;B51:14035.

- [65] Andersen OK. 1975 Phys Rev 1975;B12:3060.
- [66] Elser V, Henley C. Phys Rev Lett 1985;55:2883.
- [67] Guyot P, Audier M. Philos Mag 1985;B52:L15.
- [68] Friedel J, Dénoyer F. C R Acad Sci Paris, Ser II 1987;305:171.
- [69] Fujiwara T. Phys Rev 1989;B40:942.
- [70] Fujiwara T, Yamamoto S, Trambly de Laissardière G. Phys Rev Lett 1993;71:4166;
Mat Sci Forum 1994;150-151:387.
- [71] Zou J, Carlsson AE. Phys Rev Lett 1993;70:3748.
- [72] Trambly de Laissardière G, Mayou D, Nguyen Manh D. Europhys Lett 1993;21:25;
J Non-Cryst Solids 1993;153-154:430.
- [73] Trambly de Laissardière G, Nguyen Manh D, Magaud L, Julien JP, Cyrot-Lackmann F, Mayou D. 1995 Phys Rev 1995;B52:7920.
- [74] Trambly de Laissardière G, Nguyen Manh D, Mayou D, Prog Mater Sci 2005;50:679.
- [75] Trambly de Laissardière G. Phys Rev 2003;B68:045117.
- [76] Trambly de Laissardière G, Mayou D. Phys Rev Lett 2000;85:3273.
- [77] Trambly de Laissardière G, Nguyen Manh D, Mayou D. J Non-Cryst Solids 2004;334-335:347.
- [78] Simonet V, Hippert F, Audier M, Trambly de Laissardière G. Phys Rev 1998;B58:R8865.
- [79] Hippert F, Simonet V, Trambly de Laissardière G, Audier M, Y. Calvayrac Y. J Phys: Condens Mat 1999;11:10419.
- [80] Zijlstra ES, Bose SK. Phys Rev 2003;B67:224204.
- [81] Gratias D, Puyraimond F, Quiquandon M, Katz A. Phys Rev 2000;B63:24202.
- [82] Trambly de Laissardière G, Fujiwara T. Phys Rev 1994;B50:5999.
- [83] Trambly de Laissardière G, Fujiwara T. Phys Rev 1994;B50:9843;
Mat Sci Eng 1994;A181-182:722.
- [84] Janot C, de Boissieu M. Phys Rev Lett 1994;72:1674.
- [85] Trambly de Laissardière G, Mayou M. Phys Rev 1997;B55:2890.
- [86] Trambly de Laissardière G, Roche S, Mayou D. Mat Sci Eng 1997;A226-228:986.
- [87] Friedel J. Can J Phys 1956;34:1190.

- [88] Anderson PW. Phys Rev 1961;124:41.
- [89] Roche S, Fujiwara T. Phys Rev 1998;B58:11338.
- [90] Krajčí M, Hafner J, Mihalkovic M. Phys Rev 2002;B65:024205.
- [91] Trambly de Laissardière G, Julien JP, Mayou D. Phys Rev Lett 2006;97:026601.
- [92] Trambly de Laissardière G, Julien JP, Mayou D. Phys Mag 2006;86:663.
- [93] Julien JP, Trambly de Laissardière G, Mayou D. In: Julien JP, Maruani J, Mayou D, Wilson S, Delgado-Barrio G, editors. Recent Advances in the Theory of Chemical and Physical Systems. Progress in Theoretical Chemistry and Physics. Vol 15. Dordrecht: Springer, 2006; p. 535.
- [94] Sugiyama K, Kaji N, Hiraga K. Acta Cryst 1998;C54:445.
- [95] Basov DN, et al. In: Janot C, Mosseri R, editors. Proceedings of the Fifth International Conference on Quasicrystals. Singapore: World Scientific, 1995; p. 564.
- [96] Demange V, Milandri A, de Weerd MC, Machizaud F, Jeandel G, Dubois JM. Phys Rev 2002;B65,144205.
- [97] Triozon F, Mayou D. J Non-Cryst Solids 2004;334- 335,376.
- [98] Lee PA, Ramakrishnan TV. Rev Mod Phys 1985;57,287.
- [99] Mayou D. In: Belin-Ferré E, Berger C, Quiquandon M, Sadoc A, editors. Quasicrystals: Current Topics. Singapor: World Scientific, 2000; p. 412.
- [100] Vidhyadhiraja NS, Logan DE. J Phys: Condens Matter 2005;17,2959.
- [101] Fratini S, Ciuchi S. Phys Rev Lett 2003;91:256403.
- [102] Fratini S, Ciuchi S. Phys Rev 2006;B74:075101; and private communication.