



HAL
open science

An analytical gamma mixture based rate-distortion model for lattice vector quantization

Ludovic Guillemot, Yann Gaudeau, Saïd Moussaoui, Jean-Marie Moureaux

► **To cite this version:**

Ludovic Guillemot, Yann Gaudeau, Saïd Moussaoui, Jean-Marie Moureaux. An analytical gamma mixture based rate-distortion model for lattice vector quantization. Sep 2006, pp.CDROM. hal-00121546

HAL Id: hal-00121546

<https://hal.science/hal-00121546v1>

Submitted on 21 Dec 2006

HAL is a multi-disciplinary open access archive for the deposit and dissemination of scientific research documents, whether they are published or not. The documents may come from teaching and research institutions in France or abroad, or from public or private research centers.

L'archive ouverte pluridisciplinaire **HAL**, est destinée au dépôt et à la diffusion de documents scientifiques de niveau recherche, publiés ou non, émanant des établissements d'enseignement et de recherche français ou étrangers, des laboratoires publics ou privés.

AN ANALYTICAL GAMMA MIXTURE BASED RATE-DISTORTION MODEL FOR LATTICE VECTOR QUANTIZATION

Ludovic Guillemot, Yann Gaudeau, Saïd Moussaoui, Jean-Marie Moureaux

CRAN – CNRS UMR 7039, Université Henri Poincaré, Nancy 1,
BP 239, F-54506 Vandœuvre-lès-Nancy Cedex
Tel.: +33 3 83 68 44 76, Fax: +33 3 83 68 44 62
e-mail: *firstname.lastname@cran.uhp-nancy.fr*

ABSTRACT

Here we propose a new blockwise Rate-Distortion (R-D) model dedicated to lattice vector quantization (LVQ) of sparse and structured signals. We first show that the clustering properties leads to a distribution of the norm L^α of source vectors close to a mixture of Gamma density. From this issue, we derive the joint distribution of vectors as a mixture of multidimensional generalized gaussian densities. This data modelling not only allows us to compute more accurate analytical R-D model for LVQ but provides a new theoretical framework to the design of codebooks better suited to data like dead zone LVQ [5, 12].

1. INTRODUCTION

In the field of transform coding, Lattice Vector Quantizers (LVQ) have proved for years their efficiency, as they can exploit statistical characteristics of vectors (i.e. blocks of source samples), while maintaining a low computational cost. However, to be competitive with scalar quantizers, practical realizations of LVQ must deal with the design of an appropriate codebook with respect to the distribution of data, as well as an efficient bit rate allocation process which is unavoidable in transform coding. A lot of works [2, 7, 6] related to this topic have been done, but they have in common to assume i.i.d. signals while block-based signal processing methods (like LVQ) can take advantage of the non i.i.d. properties of real data (like clustering of wavelet coefficients for example). The best answer to these questions stands in a realistic model of the data. In this context, Fisher *et al.* for example, have proposed in [3] the use of elliptical codebooks. However, this approach has a high complexity since it requires the computing of the orientation of the ellipsoid and a specific indexing methods [10]. Furthermore, these schemes exploit polarizations between samples which is a specific kind of dependance.

Here we aim at taking into account clustering effects within data and designing low cost algorithms. The key point of our approach stands in the modelling of the correlations within any vector by using a new prior on the joint distribution of source vectors based on a multidimensional mixture of generalized gaussian (MMGG) densities. We derive two main improvements to lattice quantizers: firstly, a new analytical Rate-Distortion (R-D) model (called R-D mixture model) which can be an efficient tool to solve the problem of bit allocation by outperforming classical R-D models under the i.i.d. assumption. Secondly, the MMGG prior provides a new theoretical framework to the design of codebooks better suited to the data. We have proposed in a previous work such a LVQ scheme based on the use of a vector dead zone (DZLVQ) [5, 12].

The paper is organized as follows. Section 2 is dedicated to the presentation of the MMGG model which is mainly based on a study of the L^α norm of the source vectors. We show that, in the case of sparse and clustered signals, the

norm distribution has a particular shape, and is close to a Gamma mixture. Thanks to a well stated property of the Gamma law, we deduce, in sub-section 2.2., that the joint distribution of the source vectors can be approximated by a mixture of multidimensional Generalized Gaussian densities (MMGG). Finally, the R-D mixture model is presented in section 3 and is also extended to our new class of LVQ with dead zone. The efficiency of our approach is illustrated by experimental results performed on wavelet coefficients using the 9-7 filter [1].

2. VECTOR NORM AND SOURCE DISTRIBUTION MODELLING USING MIXTURE MODELS

Most popular lattice vector quantizers in source coding are based on the use of a product code. The basic principles are the following: In a first step, a source vector X is quantized within the lattice by $Q(\cdot)$, then this quantized vector $Y = Q(\frac{X}{\gamma})$, where γ is the scaling factor, is encoded by using a prefix code which associates to Y a unique pair (e, pos) , where $e = \|Y\|_\alpha^\alpha$ and pos stands for the position of Y on the shell of radius e [7]. The suffix pos is fixed-length coded while e is encoded using entropy coding. The total rate of the quantized source is then given by:

$$R = - \sum_{r=0}^{r_T} P(e=r) \{ \log_2 [P(e=r)] - \log_2 [N(r)] \} \quad (1)$$

where $N(r)$ is the population of the shell of radius r (i.e. the cardinal of the set of vectors of norm equal to r), P the discrete law of the radius and r_T the truncation radius of the codebook.

The efficiency of LVQ stands mainly in the entropy coding of norm of vectors¹, particularly in the case of correlated and sparse source samples like wavelet coefficients. As illustrated in figure 2 for the L^1 case, the vector norm distribution has a mode close to zero because of clustering of small samples which leads to a large amount of vectors with a low norm. In addition, the density has a heavy tail corresponding to clusters of high magnitude samples. In most of works, the modelling of the norm is deduced from the distribution of source samples which is often assumed independent and identically distributed (i.i.d.). This hypothesis leads to simple analytical developments but does not yield a good description of the norm properties (and obviously cannot take into account sample dependencies). For example, under the assumption of an i.i.d. generalized gaussian distribution the value of the mode is only linked to the standard deviation. A large standard deviation yields a mode far from zero and thus often involves a non reliable model of the norm.

¹For sake of simplicity we still call norm the norm at power α .

Here, our approach is inverse: we propose a flexible model for the norm which allows to modelling the joint distribution of source vectors.

2.1 Vector norm modelling

A distribution with a mode near zero and a heavy tail naturally leads to a model consisting in a mixture of densities. Since the norm of vectors is sparse and non-negative, the mixture of Gamma densities seems to be a good candidate. Recall that a random variable ε which is Gamma distributed (in the sequel, ε represents the norm of blocks) has the following probability density function (pdf):

$$\mathcal{G}(\varepsilon; a, b) = \frac{b^a}{\Gamma(a)} \varepsilon^{a-1} \exp[-b\varepsilon] \mathbb{I}_{\varepsilon>0}, \quad (2)$$

where $\Gamma(a)$ is the Gamma function, $\mathbb{I}_{\varepsilon>0}$ is the indicator function and the parameters ($a > 0, b > 0$) allow to adjust the shape of the Gamma density (denoted $\mathcal{G}(\varepsilon; a, b)$). As shown in figure 1, for $0 < a < 1$ the distribution has a sharp shape, which is well suited to sparse signals, and for $a > 1$, the distribution has a mode in $(a-1)/b$ and is heavy tailed.

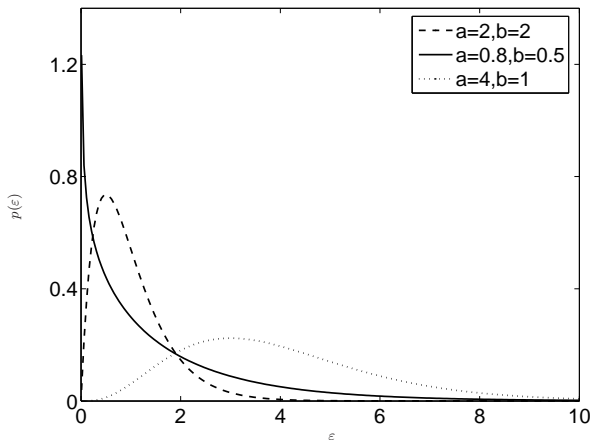


Figure 1: Typical shapes of the Gamma distribution.

Assuming that the norm of vectors ε belongs to N_{mix} classes S_k of weight $c_k = P(\varepsilon \in S_k)$, we obtain the following mixture model:

$$p(\varepsilon; \mathbf{a}, \mathbf{b}) = \sum_{k=1}^{N_{mix}} c_k \mathcal{G}(\varepsilon; a_k, b_k), \quad (3)$$

with $\mathbf{a} = [a_1, \dots, a_{N_{mix}}]$, $\mathbf{b} = [b_1, \dots, b_{N_{mix}}]$.

In the framework of our application, the norm of vectors is assumed to belong to two classes: low and high norm states, denoted S_1 and S_2 . The parameters (c_1, c_2) are estimated by using a Monte Carlo Markov chain algorithm [8], where the Gamma parameters \mathbf{a} and \mathbf{b} are simulated using the algorithm given in [11]. Figure 2 shows that the two Gamma mixture fits well the norm distribution, *i.e.* the peak and the heavy tail. Furthermore, the good performances of the mixture model emphasizes the fact that a joint distribution which leads to a gamma mixture distribution of the norm could be a good candidate to modelling of the source distribution. This point is addressed in the following subsection.

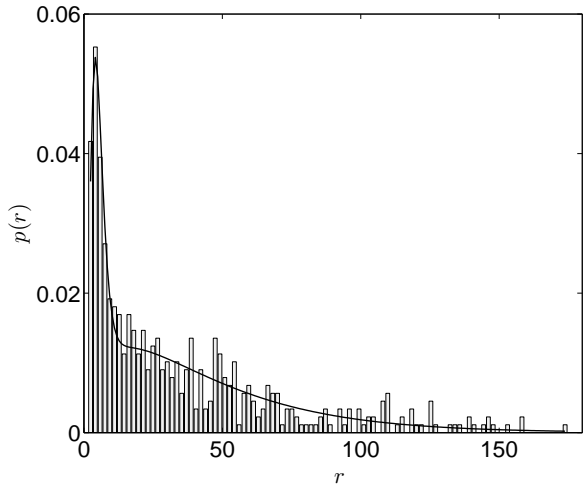


Figure 2: Histogram of the norm of vectors (size 8) of the vertical wavelet sub-image of Lena (level 3) and the corresponding estimated two Gamma mixture density with parameters $\mathbf{a} = [5.12, 1.49]$, $\mathbf{b} = [0.92, 0.03]$ and $\mathbf{c} = [0.24, 0.76]$.

2.2 Source distribution

According to the vector norm distribution expressed by the gamma mixture model (3), the joint distribution f of the random vector X representing the source is given by:

$$f(X) = \sum_{k=1}^{N_{mix}} c_k f(X \| \|X\|_\alpha^\alpha \in S_k) \quad (4)$$

where $f(X \| \|X\|_\alpha^\alpha \in S_k)$ is the distribution of the random vector X conditionally to the state S_k .

The choice of the distributions $f(X \| \|X\|_\alpha^\alpha \in S_k)$ is motivated by a well stated theoretical property of the Gamma mixture model: If we consider a vector $X = (x_1, \dots, x_n)$, whose components x_k are GG distributed, it can be shown that its norm, $\varepsilon = \sum_{k=1}^n |x_k|^\alpha$, is Gamma distributed with parameters $a = n/\alpha$ and $b = 1/\beta^\alpha$, where α and β are the power and shape parameters of the GG density, which is expressed by:

$$\mathcal{GG}(x_i; \alpha, \beta) = \frac{\alpha \beta^{1/\alpha}}{2\Gamma(1/\alpha)} \exp[-\beta x_i^\alpha].$$

According to this property and under the condition that the components of each vector are identically distributed, the Gamma mixture model of the norm leads to a model of MMGG densities for the joint distribution (4) of the source vectors. By assuming that the N_{mix} class of vectors are Generalized Gaussian distributed the joint distribution of X conditionally to the state S_k is then:

$$f(X \| \|X\|_\alpha^\alpha \in S_k) = \prod_{j=1}^n \mathcal{GG}(x_j; \alpha_k, \beta_k). \quad (5)$$

Before showing in the next section the efficiency of the MMGG model by computing accurate R-D models for LVQ, let us remark some important issues:

- The MMGG model is different from that consisting in a mixture of scalar Generalized Gaussian distributions with independent labels because it enables to account samples dependencies.

- The sample dependencies are estimated in a simple manner since the MMGG model is deduced from the parameters of the gamma mixture model with independent labels representing the vector norm distribution.
- As it will be shown in the following, our approach allows to reuse works related to the classical i.i.d. assumption thanks to advantageous mathematical properties: The coordinates of vectors are assumed identically distributed, the conditional distributions are separable and, finally, the i.i.d. generalized Gaussian (GG) density is a wide spread assumption in LVQ.

3. LATTICE VECTOR QUANTIZATION BASED ON THE MMGG MODEL

In source coding, the knowledge of the source statistics is of interest for both the design of an efficient quantizer and the estimation of the R-D function of the quantized source. In this section we first design under the MMGG assumption an accurate R-D model for LVQ schemes. Then, we present our LVQ scheme with a codebook shape adapted to the MMGG model, the dead zone LVQ (DZLVQ). R-D models dedicated to DZLVQ are then computed.

3.1 LVQ Rate distortion models

The key point of the design of a R-D model based on the MMGG prior (R-D mixture model) stands in the fact that it only requires R-D model in the i.i.d. case.

3.1.1 Problem statement

The distortion model D_{mix} associated to a mixture of densities is given by:

$$D_{mix} = \sum_{k=1}^{N_{mix}} c_k D_k \quad (6)$$

where D_k is the distortion of the k^{th} distribution of the mixture and N_{mix} the number of densities.

Furthermore, according to (1), the rate model R_{mix} is given by:

$$R_{mix} = - \sum_{r=0}^{r_T} P_{mix}(e=r) \{ \log_2 [P_{mix}(e=r)] - \lfloor \log_2(N(r)) \rfloor \} \quad (7)$$

where $P_{mix}(e=r) = \sum_{k=1}^{N_{mix}} c_k P_k(e=r)$ is the discrete distribution of the radius of the mixture, and P_k the probability of the k^{th} class S_k .

3.1.2 Experimental results

Experimental results are performed using a pyramidal LVQ scheme on lattice \mathbb{Z}^n which is a good trade-off between coding performances and complexity. Classical modelling of R-D curves in the pyramidal case are computed under the i.i.d. Laplacian assumption [9]. We are going to show that the R-D model based on a multidimensional mixture of laplacian densities gives significantly more accurate results. Table 1 allows to compare the mean relative error (RE) and the maximum RE between the R-D functions estimated by the two models and the real R-D function² performed on the vertical sub images of level 2 of images "Boat", "Peppers" and "Lena". As we can see the mixture assumption gives a much more realistic R-D model than the i.i.d. assumption. This efficiency is also illustrated in figure 3 where the mixture model fits

²Definitions of the mean and the maximum RE are given in appendix A

precisely the real R-D curve whereas the curve corresponding to the i.i.d. Laplacian assumption diverges. Finally, note that tests have also been performed on all other sub images which lead to the same results.

	Lena	Boat	Peppers
Mean RE	0.194 ; 2.084	0.299 ; 1.774	0.068 ; 2.958
Max RE	0.364 ; 3.632	0.512 ; 3.486	0.2297 ; 4.064

Table 1: Mean and maximum relative error (RE) with the LVQ experimental R-D curve of the mixture (bold) and the Laplacian i.i.d. R-D models for three vertical wavelet subbands of level 2 (Lena, Peppers, and boat images).

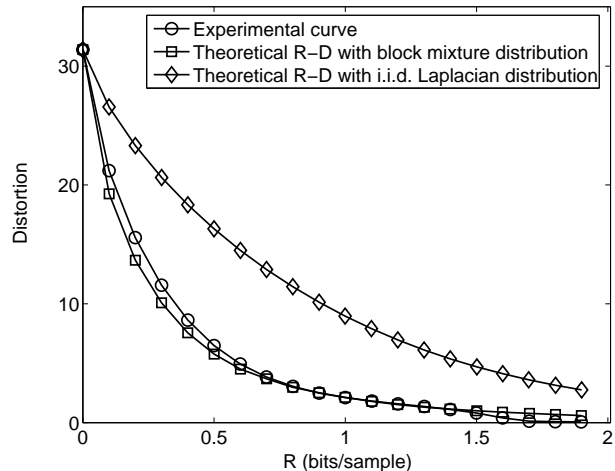


Figure 3: LVQ R-D functions (level 2 vertical sub image of Lena image): real data, proposed mixture model and i.i.d. Laplacian model.

3.2 Lattice quantizers with adapted codebook shape

Previous experimental results emphasize the fact that classical LVQ designed in an i.i.d. framework can be improved by taking into account the statistical dependencies within vectors. As it has been previously mentioned, one of the main properties of a block mixture distributed signal is the high amount of low norm vectors. We have proposed in [5, 12] a new LVQ quantizer based on the use of a vector dead zone, called dead zone lattice vector quantizer (DZLVQ), which takes benefit from the pick density by increasing the amount of null vectors, putting thus more bits on significant vectors.

3.2.1 Problem Statement

A vector dead zone of radius R_{DZ} enables to threshold source vectors according to their L^α norm. Thus, any source vector X is quantized by the following way:

- if $\|X\|_\alpha \leq R_{DZ}$, then X is replaced by a null vector;
- if $\|X\|_\alpha > R_{DZ}$, then X is scaled within the codebook (by a parameter called scale factor γ) and quantized using usual fast lattice quantization algorithms (here in \mathbb{Z}^n).

The comparison of figures 4 (A) and 4 (B) show the importance of these properties on the coder performances: The first one shows that the distribution of the norm in the case of an i.i.d. source (here on a Laplacian distribution) is not as sharp as the second one (a realistic signal of equal variance).

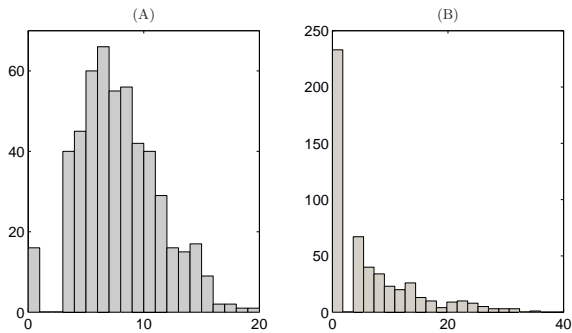


Figure 4: Histogram of the norm of vectors after DZLVQ on: (A) Laplacian source (zero mean and standard deviation equals to 7.7) (B): Level 3 vertical orientation wavelet coefficients of Lena image. Parameters of DZLVQ are identical for both (A) and (B).

Figure 5 allows to compare, the signal to noise ratio (SNR) of DZLVQ and LVQ (both with a pyramidal shape) performed on a structured and sparse signal (here the vertical sub image (level 3) of "Lena" produced with the 9-7 filter). These curves show that DZLVQ outperforms LVQ [12, 5].

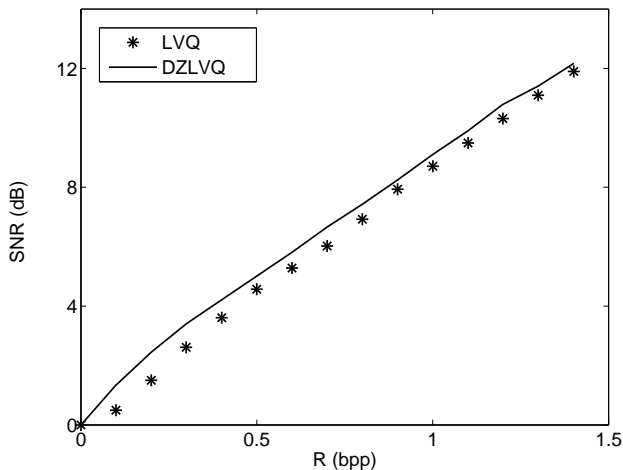


Figure 5: SNR as a function of the bit rate for DZLVQ and LVQ applied on the vertical sub image of Lena (level 3).

Compared to classical schemes, the rate allocation of DZLVQ requires the tuning of an additional parameter, the dead zone radius R_{DZ} . Thus, the need of an analytical R-D model is crucial for the design of a practical realization of DZLVQ. As it has been explained in paragraph 3.1, our approach only requires to compute R-D models under the i.i.d. generalized gaussian assumption.

The rate model is deduced from the classical radius law by substituting in formula (7) the probability of the null vector by the probability to belong to the vector dead zone of

radius R_{DZ} : $P_{mix}(e=0) = \sum_{k=1}^{N_{mix}} c_k P_k(\|X\|_\alpha < R_{DZ})$. This

formula only depends on the knowledge of the repartition function of the law of $\|X\|_\alpha$. In the case of a GG distribution an analytical expression is given in [2].

The distortion model for DZLVQ can be obtained using the following proposition.

Proposition 1: Under the high resolution assumption outside the dead zone, the distortion as a function of the dead zone radius R_{DZ} and the scale factor γ is given by:

$$D(R_{DZ}, \gamma) = \frac{1}{n} \left[D_{DZ}(R_{DZ}) + \frac{n\gamma^2}{12} (1 - F_n(R_{DZ})) \right] \quad (8)$$

where $D_{DZ}(R_{DZ})$ is the distortion within the vector dead zone, F_n the repartition function of the law of $\|X\|_\alpha$ and n the dimension of X .

The high resolution approximation in formula (8) is justified by the fact that the MMGG density decreases slowly outside the dead zone.

The formula of $D_{DZ}(R_{DZ})$ is given by³:

$$D_{DZ}(R_{DZ}) = n \int_{|x|^\alpha < R_{DZ}} x^2 \mathcal{G}\mathcal{G}(x) F_{n-1}(R_{DZ} - |x|^\alpha) dx \quad (9)$$

The proof is given in appendix B.

Finally, the R-D mixture model is given by substituting formula (8) in (6).

3.2.2 Experimental results

The proposed mixture R-D model is tested under the assumption of a mixture of multidimensional Laplacian densities. The analytical expression of the dead zone distortion in the case of an Laplacian i.i.d. source of standard deviation σ is given in [4] and is equal to:

$$D_{DZ}(R_{DZ}) = n \left(J - 2\lambda e^{-\lambda R_{DZ}} R_{DZ}^3 \sum_{k=0}^2 \frac{(\lambda R_{DZ})^k}{(k+3)!} \right) \quad (10)$$

with $J = -e^{-\lambda R_{DZ}} (R_{DZ}^2 + \frac{2}{\lambda} R_{DZ} + \frac{2}{\lambda^2}) + \frac{2}{\lambda^2}$, $\lambda = \frac{\sqrt{2}}{\sigma}$.

The corresponding rate model for pyramidal DZLVQ is given in [12]. In the same manner as in paragraph 3.1.1, table 2 and figure 6 show the accuracy of our analytical model to estimate the R-D function of DZLVQ. Furthermore, by comparing table 1 and 2, we can notice that the proposed R-D model dedicated to DZLVQ approximates a little bit more precisely the R-D functions than the mixture R-D model in the case of classical LVQ.

	Lena	Boat	Peppers
Mean RE	0.059 ; 2.218	0.192 ; 0.436	0.079 ; 3.325
Max RE	0.138 ; 3.967	0.320 ; 2.654	0.196 ; 4.429

Table 2: Mean and maximum relative error (RE) with the DZLVQ experimental R-D curve of the mixture (bold) and the Laplacian i.i.d. R-D models for three vertical subbands of level 2 (images Lena, Peppers, and boat).

4. CONCLUSION

In this paper, we have proposed new rate distortion statistical models related to lattice vector quantization allowing to take into account clustering and sparsity properties of signals. It is based on the modelling of the norm of vectors using a mixture of Gamma densities which leads to assuming a mixture of multidimensional generalized Gaussian densities for the joint distribution of the source vectors themselves.

From this property, we have derived a blockwise R-D model which can be simply deduced from classical model

³For sake of simplicity $\mathcal{G}\mathcal{G}(x; \alpha, \beta)$ is replaced here by $\mathcal{G}\mathcal{G}(x)$

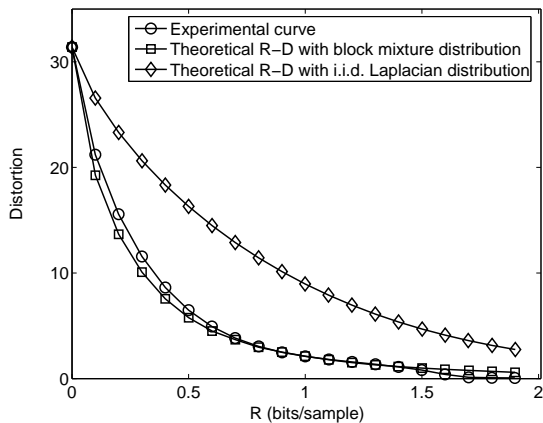


Figure 6: DZLVQ R-D functions (level 2 vertical sub image of Lena image): real data, proposed mixture model and i.i.d. Laplacian model.

in the i.i.d. case. Experimental results in the case of a pyramidal lattice vector quantizer under the assumption of a Laplacian mixture show the accuracy of the model.

This last point confirms that the multidimensional mixture is a prior well suited to signals like wavelet coefficients. Furthermore, in a previous work we have proposed a LVQ codebook shape adapted to these statistics. It is based on the use of a vector dead zone whose radius is tuned according to the target rate. The need of an accurate analytical model is of importance to minimize the complexity of such an algorithm. The efficiency of the proposed R-D model dedicated to DZLVQ shows that the complexity of this new scheme does not increase compared to classical LVQ schemes.

Future works concern the design of a fast rate allocation procedure deduced from the R-D model. Finally, the accuracy of the MMGG model and its well stated mathematical properties are promising to apply this statistical tool to other areas of source coding or signal processing like, for example, denoising.

A. MEASURE OF THE ACCURACY OF THE R-D MODELS

The mean and the maximum relative error between a R-D model of distortion D and the real R-D curve of distortion D_{real} using N_{test} test values are given by:

$$\text{mean } RE = \frac{1}{N_{test}} \sum_{i=1}^{N_{test}} \frac{|D(i) - D_{real}(i)|}{D_{real}(i)}$$

$$\text{max } RE = \max_{i=1, \dots, N_{test}} \frac{|D(i) - D_{real}(i)|}{D_{real}(i)}$$

B. COMPUTING OF THE DEAD ZONE DISTORTION

The analytical expression of the dead zone distortion D_{DZ} is calculated using some noticeable properties of the pdf. We have:

$$D_{DZ}(R_{DZ}) = \int_{\|X\|_{\alpha}^{\alpha} < R_{DZ}} \|X\|_2^2 f(x_1, \dots, x_n) dx_1 \dots dx_n$$

$$= \int_{\|X\|_{\alpha}^{\alpha} < R_{DZ}} (x_1^2 + \dots + x_n^2) \mathcal{G}\mathcal{G}(x_1) \dots \mathcal{G}\mathcal{G}(x_n) dx_1 \dots dx_n.$$

X being i.i.d:

$$D_{DZ}(R_{DZ}) = \sum_{i=1}^n \int_{\|X\|_{\alpha}^{\alpha} < R_{DZ}} x_i^2 \mathcal{G}\mathcal{G}(x_1) \dots \mathcal{G}\mathcal{G}(x_n) dx_1 \dots dx_n$$

$$D_{DZ}(R_{DZ}) = n \int_{\|X\|_{\alpha}^{\alpha} < R_{DZ}} x_1^2 \mathcal{G}\mathcal{G}(x_1) \dots \mathcal{G}\mathcal{G}(x_n) dx_1 \dots dx_n$$

We denote $A = \{|x_2|^{\alpha} + \dots + |x_n|^{\alpha} < R_{DZ} - |x_1|^{\alpha}\}$.

Then we have:

$$D_{DZ}(R_{DZ}) = n \int_{|x_1|^{\alpha} < R_{DZ}} x^2 \mathcal{G}\mathcal{G}(x) \left[\int_A \mathcal{G}\mathcal{G}(x_2) \dots \mathcal{G}\mathcal{G}(x_n) dx_2 \dots dx_n \right] dx,$$

since,

$$\{\|X\|_1 < R_{DZ}\} = \{|x_1| < R_{DZ}\} \cap A$$

The bracketed integral is the repartition function F_{n-1} of the radius law for a GG distribution of dimension $n-1$.

REFERENCES

- [1] M. Antonini, M. Barlaud, P. Mathieu and I. Daubechies, "Image coding using wavelet transform", IEEE Trans. Image Proc., 1(2) : 205-220, April 1992. 2004.
- [2] F. Chen, Z. Gao and J. Villasenor, "Lattice Vector Quantization of Generalized Gaussian Sources", IEEE Trans. on Inf. Theory, VOL. 43, NO. 1, January 1997.
- [3] T.R. Fischer, "Geometric source coding and vector quantization", IEEE Transactions on Information Theory, vol. 35, NO. 1, pp. 137-145, January 1989.
- [4] L Guillemot and J.M. Moureaux, "A distortion model for dead zone lattice vector quantization", 18th IAR, Annual Meeting, Duisburg, Germany, 26-27 November 2003.
- [5] L Guillemot, Y. Gaudeau and J.M. Moureaux, "A new fast bit allocation procedure for image coding based on wavelet transform and dead zone lattice vector quantization", IEEE ICIP, Genoa, Italy, 10-15 September 2005.
- [6] D.G. Jeong and J.D. Gibson, "Uniform and piecewise uniform lattice vector quantization for memoryless Gaussian and Laplacian sources", IEEE Trans. Inform. Theory, vol.39, pp. 786-804, May 1993.
- [7] P. Loyer, J-M. Moureaux et M. Antonini, "Lattice codebook enumeration for generalized gaussian source", in IEEE Transactions on Information Theory, VO. 49, NO. 2, pp. 521-528, february 2003.
- [8] D. Peel, G. MacLahlan, "Finite Mixture Models", Wiley interscience, 2000.
- [9] P. Raffy, M. Antonini and M. Barlaud, "Distortion-Rate Models for Entropy-Coded Lattice Vector Quantization", IEEE Trans. Image Proc., vol. 9, NO. 12, pp. 2006-2017, December 2000.
- [10] J.M. Moureaux, M. Antonini and M. Barlaud, "Counting lattice points on ellipsoids - Application to Image Coding", IEE Electronics Letters, vol. 31, 15, pp 1224-1225, July 1995.
- [11] S. Moussaoui, D. Brie, A. Mohammad-Djafari and C. Carteret, "Separation of Non-negative Mixture of Non-negative Sources using a Bayesian Approach and MCMC Sampling", To appear in IEEE. Trans. Signal Processing.
- [12] T. Voinson, L Guillemot et J.M. Moureaux, "Image compression using Lattice Vector Quantization with code book shape adapted thresholding", IEEE ICIP, Rochester, New York, September 2002.