



HAL
open science

Parity law of the singlet-triplet gap in graphitic ribbons

Mohamad Al Hajj, Fabien Alet, Sylvain Capponi, Marie-Bernadette Lepetit,
Jean-Paul Malrieu, Synge Todo

► **To cite this version:**

Mohamad Al Hajj, Fabien Alet, Sylvain Capponi, Marie-Bernadette Lepetit, Jean-Paul Malrieu, et al.. Parity law of the singlet-triplet gap in graphitic ribbons. *The European Physical Journal B: Condensed Matter and Complex Systems*, 2006, 51, pp.517. 10.1140/epjb/e2006-00259-9 . hal-00016955v2

HAL Id: hal-00016955

<https://hal.science/hal-00016955v2>

Submitted on 24 Jan 2006 (v2), last revised 24 Aug 2006 (v3)

HAL is a multi-disciplinary open access archive for the deposit and dissemination of scientific research documents, whether they are published or not. The documents may come from teaching and research institutions in France or abroad, or from public or private research centers.

L'archive ouverte pluridisciplinaire **HAL**, est destinée au dépôt et à la diffusion de documents scientifiques de niveau recherche, publiés ou non, émanant des établissements d'enseignement et de recherche français ou étrangers, des laboratoires publics ou privés.

Parity law of the singlet-triplet gap in graphitic ribbons

Mohamad Al Hajj^(a), Fabien Alet^(b), Sylvain Capponi^(b), Marie Bernadette Lepetit^(c), Jean-Paul Malrieu^(a) and Synge Todo^(d)

(a) Laboratoire de Chimie et Physique Quantique, IRSAMC/UMR5626, Université Paul Sabatier, 118 route de Narbonne, F-31062 Toulouse Cedex 4, France

(b) Laboratoire de Physique Théorique, IRSAMC/UMR5152, Université Paul Sabatier, 118 route de Narbonne, F-31062 Toulouse Cedex 4, France

(c) CRISMAT, 6 Bd Maréchal Juin, F-14050 Caen Cedex, France

(d) Department of Applied Physics, University of Tokyo, Tokyo 113-8656, Japan.

Abstract. This work explores the possibility to transfer the parity law of the singlet-triplet gap established for square ladders (gapped for even number of legs, gapless for odd number of legs) to fused polyacenic 1-D systems, i.e., graphite ribbons. Qualitative arguments are presented in favor of a gapped character when the number n_ω of benzene rings along the ribbon width is odd. A series of numerical calculations (quantitative mapping on spin 1/2 chains, renormalized excitonic treatments and Quantum Monte Carlo) confirm the parity law and the gapless character of the ribbon for even n_ω .

PACS. 71.10.-W Theories and models of many-electron systems 71.15.Nc Total energy and cohesive energy calculations 75.10.Jm Quantized spin models

1 Introduction

In the recent past the properties of some quasi 1-D strongly correlated materials, namely cuprate ladders, have attracted much interest from solid state physicists [1]. As a major result they have established that the spin gap (i.e., lowest singlet to triplet excitation energy) of spin 1/2 ladders presents a parity law: the ladders are gapped (have a finite excitation energy) when the number of legs is even, and gapless (degenerate singlet and triplet state) for odd number of legs [2]. This result was not expected, since one may consider the ladders as intermediate between the simple 1-D chain and the square 2-D lattice, which are both gapless.

Finite ribbons of fused polyacenes (with CH bonds on the most external doubly-bonded carbons) can be seen as organic analogs of the cuprate ladders. They are quasi 1-D fragments of graphite, which is gapless. The non-dimerized linear polyene is also known to be gapless. In light of the recent investigations on both carbon and spin nanotubes, we can extend the discussion on the link between magnetic properties and geometry of such objects [3]. In particular, are the fused polybenzenoid ribbons always gapless?

Although the π -electrons of the conjugated hydrocarbons are not strongly correlated, it has been shown twenty years ago that they can be treated accurately through $S = 1/2$ Heisenberg Hamiltonians

$$H = J \sum_{\langle i,j \rangle} \mathbf{S}_i \cdot \mathbf{S}_j \quad (1)$$

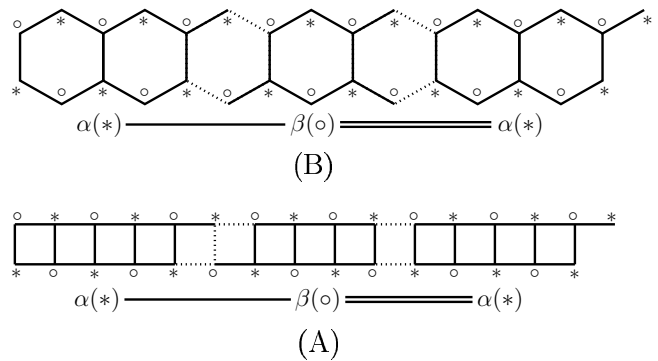


Fig. 1. Two-leg ladder (A) and $n_\omega = 1$ fused polyacene (B), and their mapping into spin 1/2 chains.

i.e., as spins interacting with their nearest neighbours through antiferromagnetic (AF) couplings $J > 0$ [4,5]. This view of π -electron systems offers simple rationalizations of many of their properties. A geometry-dependent Heisenberg Hamiltonian has been extracted from accurate calculations of the singlet and $\pi \rightarrow \pi^*$ triplet states of ethylene and happens to be a quantitative tool for the ground and lowest excited states of conjugated hydrocarbons [4, 5]. The MM-VB method widely used by Robb and coworkers [6] for the study of their photochemistry is nothing but a π -electron Heisenberg Hamiltonian plus a σ -bond potential. A few years ago density matrix renormalization group (DMRG) calculations have been reported, concerning the

singlet-triplet gap of the simplest polyacenic chain, built of aligned fused benzene rings [7]. The extrapolated calculated gap is finite and close to $0.1J$. Actually the polyacene can be viewed as a two-leg ladder in which one rung over two has vanished (see Fig. 1). One might wonder whether there is a similarity between the three-leg ladder and a fused polyacenic infinite ribbon with two ranks of benzene rings (see Fig. 3). From qualitative arguments one may conjecture that the singlet-triplet excitation in such polyacenic ribbons of graphite is finite when the number of superposed rings in the width of the ribbon, n_ω , is odd and vanishes when n_ω is even. Numerical calculations using the quantitative mapping on known 1-D chains, renormalized excitonic method (REM) [8], and Quantum Monte Carlo calculations (QMC), show that the gap indeed vanishes for even n_ω and is non-zero for odd n_ω ribbons.

2 Qualitative arguments

Qualitative arguments can be used to rationalize the parity law of ladders, which can also be applied to 1-D fused polyacenes. They are based on the real-space renormalization group (RSRG), originally proposed by Wilson [9]. Concerning spin lattices one may consider that they are built from blocks rather than from sites. Of course these blocks interact. If the blocks do not have a singlet ground state, but a doublet, or a triplet, they can be seen as interacting effective spins [10]. A quasi 1-D lattice can then be easily transformed [11] into a simple 1-D spin chain, the properties of which are well known. Considering 2-leg ladders, one may define $(2N_s + 1)$ sites blocks, which have a ground state doublet ($S_z = \pm 1/2$). But these blocks do not have equal interactions with their left and right nearest neighbors (cf. figure 1 (A)). Consequently, the 2-leg ladder maps into a *dimerized* (i.e., bond-alternated) spin $1/2$ chain, which is known to be gapped. An alternative partition uses blocks with even number of sites (figure 2 (A)) which have a triplet ground-state. The resulting effective $S = 1$ chain exhibits the famous Haldane gap [12] and therefore both partitions predict a gap.

If one applies the same arguments to the $n_\omega = 1$ polyacenic chain one obtains a similar mapping pictured in figure 1 (B). The partition into blocks of $(4N_s + 1)$ sites

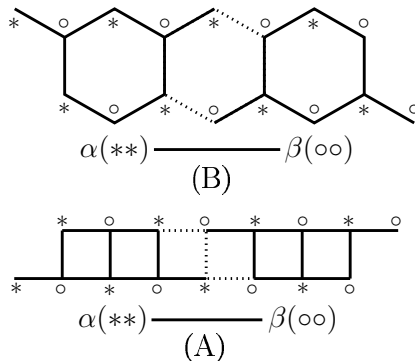


Fig. 2. Mapping of ladder and polyacene into a spin-1 chain.

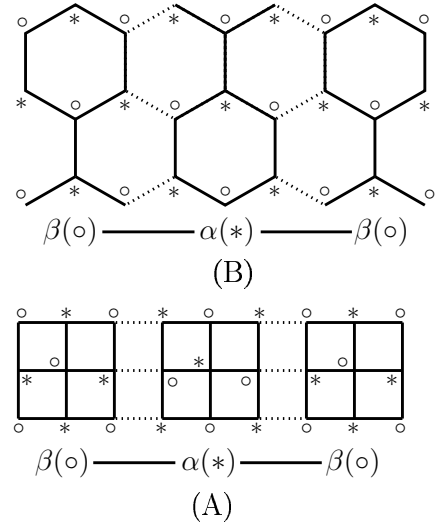


Fig. 3. Three-leg ladder (A) and $n_\omega = 2$ fused polyacene (B), and their mapping into spin $1/2$ chains.

and $(4N_s + 3)$ sites produces an alternating dimerized spin chain, which is gapped. The partition into $4N_s$ sites blocks with triplet ground states (figure 2) leads to a Haldane gap [12]. Both partitions suggest a finite excitation energy.

The ladder with odd number of legs can be partitioned into blocks with odd number of sites which have equal interactions with the left and right neighbors, and the ladders can be mapped into a non-dimerized gapless 1-D $S = 1/2$ chain, (cf. figure 3 (A)). For the $n_\omega = 2$ polybenzenoid ribbon the simplest partition defines 9-site blocks presenting a $S = 1/2$ ground state and equal AF interactions with left and right nearest neighbors (cf. Fig. 3 (B)). The resulting mapping to an effective AF uniform chain indicates that the $n_\omega = 2$ polyacenic ribbon should not be gapped. This is actually one of the two possibilities allowed by the famous Lieb-Schultz-Mattis theorem [13] which can be applied for even n_ω (where the unit cell contains an odd number of spin $1/2$). If even n_ω lattices do have a gap, this theorem guarantees that the system breaks translation symmetry.

The arguments can easily be generalized to any thickness of the ribbon according to figure 4, which proposes a mapping into a uniform $S = 1/2$ spin chain for even values of n_ω and into a uniform integer-spin S chain for odd n_ω . Of course the $S = 1$ chain may be transformed into a dimerized chain of $S = 1/2$ blocks by shifting one external carbon from one block to its right side neighbor block.

3 Numerical studies

We now turn to numerical verifications of that conjecture for $n_\omega = 1, 2$ and 3 with several different techniques. Note that DMRG calculations have already been performed for the $n_\omega = 1$ case [7]. For larger n_ω , the number of states to be kept becomes too large and the computation cost

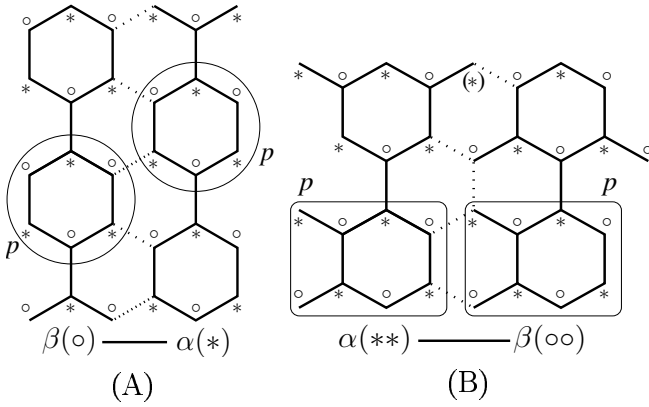


Fig. 4. Generalization of the mappings on non-dimerized AF $S = 1/2$ chains for even n_ω (A) and $S = 1$ chains for odd n_ω (B). Moving the (*) atom to the right-side block leads to an effective dimerized $S = 1/2$ AF chains.

is prohibitive. Therefore, after providing quantitative estimates for the spin gap using approximate techniques, we have addressed this issues by using an efficient QMC method.

3.1 Mapping into 1-D chains

For $n_\omega = 1$ the chain may be considered as built from A and B blocks of 7 and 9, 9 and 11 or 11 and 13 sites, according to figure 1 (B). One then obtains a dimerized $S = 1/2$ spin chain with different values J_1, J_2 between the $A-B$ and $B-A$ blocks. A previous study of the dimerized $S = 1/2$ chain has suggested that the gap follows the law [10] :

$$\Delta E = (J_1 + J_2)\delta^{0.71} \text{ with } \delta = \frac{(J_1 - J_2)}{(J_1 + J_2)}. \quad (2)$$

Applying Eq. (2) one obtains

$$\begin{aligned} \Delta E &= 0.097J \text{ for the (7-9) blocks,} \\ \Delta E &= 0.116J \text{ for the (9-11) blocks,} \\ \Delta E &= 0.120J \text{ for the (11-13) blocks,} \end{aligned}$$

hence a finite gap.

For $n_\omega = 2$ the simple mapping into a non-dimerized $S = 1/2$ AF spin chain of 9-site blocks (cf. figure 3 (B)) pleads in favor of a gapless character, but this construction assumes only nearest-neighbor effective interaction J_{NN} , neglecting for instance next-nearest neighbors interactions $J_{N NN}$. In fact, an uniform AF chain becomes gapped when the ratio $J_{N NN}/J_{NN}$ is larger than 0.241 [14]. We have extracted the effective couplings between 9-site blocks (figure 3 (B)) from the exact spectrum of the trimer of blocks and we found an AF coupling between NN blocks $J_{NN} = 0.15896$ (in good agreement with the value extracted from the dimer $J_{NN} = 0.16622$) and a surprisingly large ferromagnetic $J'_{N NN} = -0.1705$ coupling. Since an AF $S = 1/2$ chain with ferromagnetic coupling between

NNN sites is not gapped, the $n_\omega = 2$ ribbon should be gapless.

For $n_\omega = 3$ one may define a dimerized AF $S = 1/2$ chain of 13 and 11 sites respectively as pictured in figure 5. One obtains two values of the inter block AF coupling ($J_1 = 0.180, J_2 = 0.094$). Using equation (2) one obtains $\Delta E(n_\omega = 3) = 0.018J$.

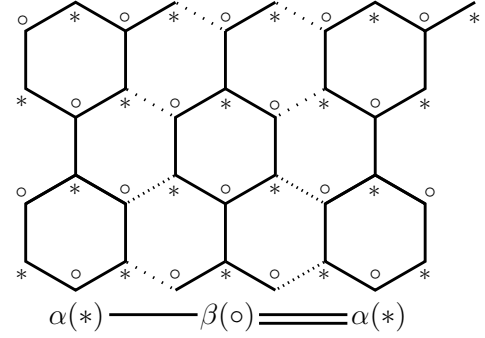


Fig. 5. Definition of the blocks for a mapping into a dimerized $S = 1/2$ chain of $n_\omega = 3$ ribbon.

3.2 Renormalized excitonic calculations

The recently proposed renormalized excitonic method [8] is again based on a partition into blocks, but the blocks ABC now have an even number of sites, a singlet ground state ψ_A^0 and a triplet lowest excited state ψ_A^* . One defines a model space for the AB dimers, spanned by local singly excited states $\psi_A^*\psi_B^0$ and $\psi_A^0\psi_B^*$. Knowing the spectrum of the AB dimer it is possible to define [15]

- the effective energy of $\psi_A^*\psi_B^0$ and $\psi_A^0\psi_B^*$,
- the effective interaction between them.

These informations allow to apply the excitonic method. For the infinite lattice, this method leads to the following expressions of the excitation energy calculated from N_S sites blocks

$$\Delta E^\infty(N_S) = 2\Delta E(2N_S) - \Delta E(N_S). \quad (3)$$

The method has been applied with success to the 2-leg ladders [11] and can be applied to $n_\omega = 1, n_\omega = 2$ and $n_\omega = 3$ polybenzenoid ribbons using the design of the blocks pictured in figure 6.

We find a finite gap for $n_\omega = 1$ polyacene:

$$\begin{aligned} \Delta E^\infty(8) &= 0.068J \text{ for } N_S = 8 \text{ sites blocks,} \\ \Delta E^\infty(12) &= 0.094J \text{ for } N_S = 12 \text{ sites blocks.} \end{aligned}$$

Since the N_S^{-1} components of the excitation energy cancels in the expression of $\Delta E^\infty(N_S)$, an extrapolation in terms of N_S^{-2} leads to $\Delta E(n_\omega = 1) = 0.103J$.

The result of the REM method for the $n_\omega = 2$ lattice from the $N_S = 12$ sites blocks is one order of magnitude

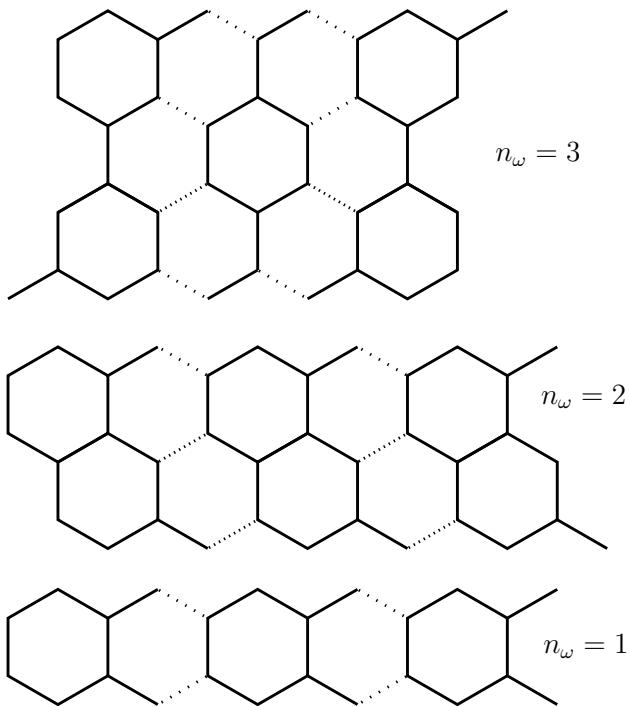


Fig. 6. Definition of blocks for the calculation of the energy gap through the REM.

smaller, $\Delta E^\infty(12) = 0.013J$. Extrapolation is not possible in this problem, but this result supports the conjecture that this fused polybenzenoid ribbon is not gapped.

For $n_\omega = 3$ unequal blocks of $N_S = 14$ and $N_S = 10$ sites have been used, according to figure 6. Since the blocks are different it is necessary to generalize the algebra of Ref. 6, as performed in the Appendix. The final result is $\Delta E^\infty(14, 10) = 0.0125J$. Even if the results for the gaps for $n_\omega = 2$ and 3 are quite close, these calculations support the idea of a strong contrast between the odd and even ribbons. In order to confirm this conjecture, we now present accurate Quantum Monte Carlo results for the $n_\omega = 1, 2$ and 3 ribbons.

3.3 Quantum Monte Carlo

As the spin lattices are not frustrated, efficient QMC algorithms are available which allow to simulate with high-precision large systems at finite, albeit extremely small, temperatures. Here we use a multi-cluster continuous time [16] loop algorithm [17] which is free of any systematic errors. We simulate systems of sizes up to length $L = 800$ (the total number of spins is $N = 2(n_\omega + 1)L$) and at inverse temperature up to $\beta J = J/T = 1000$. We use periodic boundary conditions along the legs. To determine the gapfull/gapless nature of the systems, we calculate the correlation length in imaginary time ξ_τ with the help of a standard second moment estimator [18, 19]

$$\xi_\tau = \frac{\beta}{2\pi} \left(\frac{\chi(\omega = 0)}{\chi(\omega = 2\pi/\beta)} - 1 \right)^{1/2} \quad (4)$$

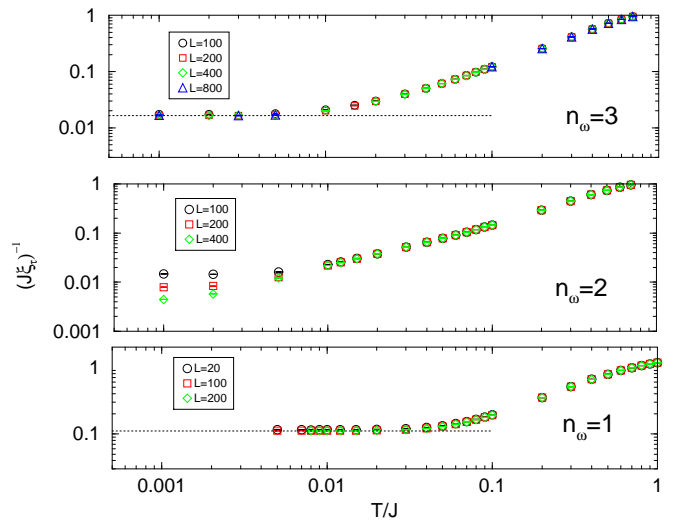


Fig. 7. Quantum Monte Carlo results for the inverse of the imaginary time correlation length as a function of temperature for the $n_\omega = 1$ (bottom panel), $n_\omega = 2$ (middle panel) and $n_\omega = 3$ (top panel), for different system sizes L . Values of the extracted gaps $\Delta E(n_\omega = 1) = 0.1118(7)J$ and $\Delta E(n_\omega = 3) = 0.0164(6)J$ are represented by dashed-lines for $n_\omega = 1$ and 3.

where $\chi(\omega) = \int_0^\beta d\tau e^{i\omega\tau} \chi(\tau)$ is the Fourier-transform of the imaginary time dynamical antiferromagnetic structure factor $\chi(\tau) = \frac{1}{\beta N} \sum_{i,j} (-)^{r_j - r_i} \int_0^\beta dt S_i^z(t) S_j^z(t + \tau)$. It can be shown that for a gapped system, ξ_τ converges to the inverse spin gap in the thermodynamic limit at zero temperature: $\lim_{L, \beta \rightarrow \infty} \xi_\tau(L, \beta) = (\Delta E)^{-1}$. On the other hand, when the system is gapless, ξ_τ^{-1} is an upper bound of the finite-size gap for any finite L and β . In fig. 7, we represent the inverse of the imaginary correlation length $(J\xi_\tau)^{-1}$ as a function of the temperature T/J in log-log scale, for the three types of ribbons $n_\omega = 1, 2$ and 3. This representation is useful to see if the system is gapped as $(J\xi_\tau)^{-1}$ saturates at low temperatures to the gap value $\Delta E/J$.

For $n_\omega = 1$, $(J\xi_\tau)^{-1}$ clearly converges at low T to a minimum value identical for system sizes $L = 100$ and $L = 200$, indicating that finite-size effects are absent. From the results for the largest L at the lowest T , we extract the value of the spin gap $\Delta E(n_\omega = 1) = 0.1118(7)J$, in perfect agreement with DMRG calculations [7].

We find no saturation of $(J\xi_\tau)^{-1}$ at the lowest temperature for the largest system size $L = 400$ studied for $n_\omega = 2$. Data for smaller systems ($L = 100, 200$) present signs of saturation at low enough T towards values which depend on the system size: this is naturally interpreted as the signature of finite-size gaps. Strictly speaking, the numerical data for the largest L at the lowest $T = 0.001$ can only put an upper bound $\Delta E(n_\omega = 2) < 0.0045J$ on the value of the gap. However, the general form of the T dependence of $(J\xi_\tau)^{-1}$ and the fact that we still have finite-size effects for large systems at low T naturally indicate that the $n_\omega = 2$ system is gapless, *i.e.* $\Delta E(n_\omega = 2) = 0$.

Finally for $n_\omega = 3$, a convergence of $(J\xi_\tau)^{-1}$ is recovered at low enough T towards a size-independent constant. As for the $n_\omega = 1$ case, this indicates that the system is gapped and we obtain the gap value $\Delta E(n_\omega = 3) = 0.0164(6)J$. Please note that we had to resort to large systems at very low temperatures ($L = 800$ and $T = 0.001$) to assert the complete convergence of our data: this is ascribed to the small value of the gap (an order of magnitude lower than for $n_\omega = 1$).

In conclusion, the QMC simulations unambiguously prove the even/odd number of legs effect for the gap-full/gapless nature of 1-D fused polyacenic ribbons. As for spin ladders, we find that the value of the gap decreases with the number n_ω of rings along the width for odd n_ω ribbons.

4 Conclusion

The conjecture of the existence of parity law concerning the spin gap in polybenzenoid ribbons (vanishing / finite gap for even / odd n_ω) was proposed on the ground of qualitative arguments. This conjecture is confirmed by a consistent set of numerical calculations summarized in table 1. The REM fails to give a zero gap for $n_\omega = 2$ but indicates a contrast between odd and even ribbons. The quantitative mapping and the accurate QMC calculations confirm the gapless character of the $n_\omega = 2$ ribbons and agree on the amplitude of the gap for $n_\omega = 1$ and $n_\omega = 3$. For graphite ribbons [4,5], for which $J \sim 2.2$ eV at the typical r_{cc} distance (1.395Å), the gaps should be close to 0.23 eV for $n_\omega = 1$ and 0.03eV for $n_\omega = 3$.

	Mapping	REM	QMC
$n_\omega = 1$	0.120	0.103	0.1118(7)
$n_\omega = 2$	0	0.013	0
$n_\omega = 3$	0.018	0.0125	0.0164(6)

Table 1. Calculated gaps (in units of J) obtained from different methods.

5 Acknowledgments

The QMC calculations were performed using the looper application [19] (see <http://wistaria.comp-phys.org/alps-looper>) of the ALPS library [20] (see <http://alps.comp-phys.org>). We warmly thank A. Läuchli for suggesting the LSM argument for even n_ω .

A Renormalized excitonic method for an $(A - B)_n$ chain

One has two types of blocks A and B . The ground state and lowest excited eigenfunctions for each block are given

by

$$\begin{aligned} H_A|\psi_A^0\rangle &= E_A^0|\psi_A^0\rangle, \\ H_A|\psi_A^*\rangle &= E_A^*|\psi_A^*\rangle, \\ H_B|\psi_B^0\rangle &= E_B^0|\psi_B^0\rangle, \\ H_B|\psi_B^*\rangle &= E_B^*|\psi_B^*\rangle. \end{aligned}$$

The ground state of the chain is represented by

$$\Psi^0 = \prod_i \psi_{A_i}^0 \prod_j \psi_{B_j}^0.$$

Its energy will be

$$\langle \Psi^0 | H^{eff} | \Psi^0 \rangle = n(E_A^0 + E_B^0) + n(v_{AB} + v_{BA}).$$

The interaction energies between two adjacent blocks is given by the knowledge of the exact energies of the AB and BA dimers

$$H_{AB}|\Psi_{AB}^0\rangle = E_{AB}^0|\Psi_{AB}^0\rangle, \quad E_{AB}^0 = E_A^0 + E_B^0 + v_{AB}.$$

For the description of excited states one needs to estimate the effective interaction between a local excited state and the neighbor ground states and the integral responsible for the transfer of excitation. These informations are obtained from the excited solutions of the dimers. One should especially consider the two eigenstates

$$\begin{aligned} H_{AB}|\Psi_{AB}^*\rangle &= E_{AB}^*|\Psi_{AB}^*\rangle, \\ H_{AB}|\Psi_{AB}^{\prime*}\rangle &= E_{AB}^{\prime*}|\Psi_{AB}^{\prime*}\rangle, \end{aligned}$$

having the largest projections $|\tilde{\Psi}_{AB}^*\rangle$ and $|\tilde{\Psi}_{AB}^{\prime*}\rangle$, on the model space spanned by $\psi_A^*\psi_B^0$ and $\psi_A^0\psi_B^*$, which can be written after orthogonalization as

$$\begin{aligned} |\tilde{\Psi}_{AB}^*\rangle &= \lambda|\psi_A^*\psi_B^0\rangle + \mu|\psi_A^0\psi_B^*\rangle, \\ |\tilde{\Psi}_{AB}^{\prime*}\rangle &= -\mu|\psi_A^*\psi_B^0\rangle + \lambda|\psi_A^0\psi_B^*\rangle. \end{aligned}$$

It results that

$$\begin{aligned} \langle \psi_A^*\psi_B^0 | H^{eff} | \psi_A^*\psi_B^0 \rangle &= \lambda^2 E_{AB}^* + \mu^2 E_{AB}^{\prime*} \\ &= E_A^* + E_B^0 + v_{(A^*)B}, \\ \langle \psi_A^0\psi_B^* | H^{eff} | \psi_A^0\psi_B^* \rangle &= \mu^2 E_{AB}^* + \lambda^2 E_{AB}^{\prime*} \\ &= E_A^0 + E_B^* + v_{A(B^*)}, \\ \langle \psi_A^*\psi_B^0 | H^{eff} | \psi_A^0\psi_B^* \rangle &= (E_{AB}^* - E_{AB}^{\prime*})\lambda\mu = h_{AB}. \end{aligned}$$

For the periodic system the delocalized excited states will be represented as linear combinations of locally excited states on either A or B blocks

$$\begin{aligned} \Psi_{A_m}^* &= \psi_{A_m}^* \prod_{i \neq m} \psi_{A_i}^0 \prod_j \psi_{B_j}^0, \\ \Psi_{B_n}^* &= \psi_{B_n}^* \prod_{j \neq n} \psi_{B_j}^0 \prod_i \psi_{A_i}^0, \end{aligned}$$

The energies of $\Psi_{A_m}^*$ and $\Psi_{B_n}^*$ are given by

$$\begin{aligned} \langle \Psi_{A_m}^* | H^{eff} | \Psi_{A_m}^* \rangle - \langle \Psi^0 | H^{eff} | \Psi^0 \rangle &= \\ E_A^* - E_A^0 + v_{(A^*)B} - v_{AB}, \\ \langle \Psi_{B_n}^* | H^{eff} | \Psi_{B_n}^* \rangle - \langle \Psi^0 | H^{eff} | \Psi^0 \rangle &= \\ E_B^* - E_B^0 + v_{(B^*)A} - v_{BA}, \end{aligned}$$

This locally excited state are coupled with the states locally excited on the adjacent B blocks

$$\langle \Psi_{A_m}^* | H^{eff} | \Psi_{B_m}^* \rangle = h_{AB}.$$

For the lowest state of the lattice, corresponding to $\vec{k} = 0$, the delocalized excited states can be written as a linear combination of

$$(\Psi_a^*)_{\vec{k}=0} = \frac{1}{\sqrt{N}} \sum_{A_m} \Psi_{A_m}^*,$$

and

$$(\Psi_b^*)_{\vec{k}=0} = \frac{1}{\sqrt{N}} \sum_{B_n} \Psi_{B_n}^*,$$

solution of a 2×2 matrix whose elements are

$$\begin{aligned} \langle (\Psi_a^*)_{\vec{k}=0} | H^{eff} | (\Psi_a^*)_{\vec{k}=0} \rangle - \langle \Psi^0 | H^{eff} | \Psi^0 \rangle &= \\ E_A^* - E_A^0 + 2(V_{(A^*)B} - V_{AB}), & \\ \langle (\Psi_b^*)_{\vec{k}=0} | H^{eff} | (\Psi_b^*)_{\vec{k}=0} \rangle - \langle \Psi^0 | H^{eff} | \Psi^0 \rangle &= \\ E_B^* - E_B^0 + 2(V_{(B^*)A} - V_{BA}), & \\ \langle (\Psi_a^*)_{\vec{k}=0} | H^{eff} | (\Psi_b^*)_{\vec{k}=0} \rangle &= 2h_{AB}. \end{aligned}$$

References

1. E. Dagotto and T.M. Rice, Science **271**, 618 (1996).
2. S. R. White, R.M. Noack, and D. J. Scalapino, Phys. Rev. Lett. **73**, 886 (1994).
3. See M. Matsumoto *et al.*, Physica E **29**, 660 (2005) and references therein.
4. M. Said, D. Maynau, J.-P. Malrieu, and M. A. G. Bach, J. Am. Chem. Soc. **106**, 571 (1984).
5. M. Said, D. Maynau, and J.-P. Malrieu, J. Am. Chem. Soc. **106**, 580 (1984).
6. F. Jolibois, M. J. Bearpark, S. Klein, M. Olivucci, and M. A. Robb, J. Am. Chem. Soc. **122**, 5801 (2000).
7. Y. Gao, C.-G. Liu, and Y.-S. Jiang, J. Phys. Chem. A **106**, 2592 (2002).
8. M. Al Hajj, J.-P. Malrieu, and N. Guihéry, Phys. Rev. B **72**, 224412 (2005).
9. K.G Wilson, Rev. Mod. Phys. **47**, 773 (1975).
10. J.-P. Malrieu and N. Guihéry, Phys. Rev. B **63**, 085110 (2001).
11. M. Al Hajj, N. Guihéry, J.-P. Malrieu, and B. Bocquillon, Eur. Phys. J. B **41**, 11 (2004).
12. F. D. M. Haldane, Phys. Lett. A **93**, 464 (1983).
13. E. Lieb, T. Schultz, and D. Mattis, Ann. Phys. (N.Y.) **16**, 407 (1961).
14. S. Eggert, Phys. Rev. B **54**, 9612 (1996).
15. C. Bloch, Nucl. Phys. **6**, 329 (1958).
16. B.B. Beard and U.-J. Wiese, Phys. Rev. Lett. **77**, 5130 (1996).
17. H.G. Evertz, G. Lana and M. Marcu, Phys. Rev. Lett. **70**, 875 (1993).
18. F. Cooper, B. Freedman and D. Preston, Nucl. Phys. B **210**, 210 (1982).
19. S. Todo and K. Kato, Phys. Rev. Lett. **87**, 047203 (2001).
20. F. Alet *et al.*, J. Phys. Soc. Jap. Suppl. **74**, 30 (2005); M. Troyer, B. Ammon and E. Heeb, Lect. Notes Comput. Sci., **1505**, 191 (1998).