



Theoretical studies of the phase transition in the anisotropic 2-D square spin lattice

Mohamad Al Hajj, Nathalie Guihéry, Jean-Paul Malrieu, Peter Wind

► To cite this version:

Mohamad Al Hajj, Nathalie Guihéry, Jean-Paul Malrieu, Peter Wind. Theoretical studies of the phase transition in the anisotropic 2-D square spin lattice. *Physical Review B: Condensed Matter and Materials Physics* (1998-2015), 2004, 70, pp.094415. 10.1103/PhysRevB.70.094415 . hal-00003625

HAL Id: hal-00003625

<https://hal.science/hal-00003625>

Submitted on 16 Dec 2004

HAL is a multi-disciplinary open access archive for the deposit and dissemination of scientific research documents, whether they are published or not. The documents may come from teaching and research institutions in France or abroad, or from public or private research centers.

L'archive ouverte pluridisciplinaire **HAL**, est destinée au dépôt et à la diffusion de documents scientifiques de niveau recherche, publiés ou non, émanant des établissements d'enseignement et de recherche français ou étrangers, des laboratoires publics ou privés.

Theoretical studies of the phase transition in the anisotropic 2-D square spin lattice

Mohamad Al Hajj, Nathalie Guihéry, Jean-Paul Malrieu and Peter Wind
*Laboratoire de Physique Quantique, IRSAMC/UMR5626, Université Paul Sabatier,
 118 route de Narbonne, F-31062 Toulouse Cedex 4, FRANCE*

The phase transition occurring in a square 2-D spin lattice governed by an anisotropic Heisenberg Hamiltonian has been studied according to two recently proposed methods. The first one, the Dressed Cluster Method, provides excellent evaluations of the cohesive energy, the discontinuity of its derivative around the critical (isotropic) value of the anisotropy parameter confirms the first-order character of the phase transition. Nevertheless the method introduces two distinct reference functions (either Néel or XY) which may in principle force the discontinuity. The Real Space Renormalization Group with Effective Interactions does not reach the same numerical accuracy but it does not introduce a reference function and the phase transition appears qualitatively as due to the existence of two domains, with specific fixed points. The method confirms the dependence of the spin gap on the anisotropy parameter occurring in the Heisenberg-Ising domain.

I. INTRODUCTION

The study of spin or electron lattices, even when they are governed by simple model Hamiltonians, requires in general approximate methods in order to obtain reliable estimates of the cohesive energy, of the excitation gap, of the spatial correlation, etc... The treatment of phase transitions is a special challenge for approximate methods since it is in general not easy to identify the values of the interactions at the critical points, the nature of the phase transition, as well as the behavior of the properties on both sides of the phase transition. The purpose of the present work is to compare the abilities of two methods recently developed by the authors to study a first-order phase transition.

Despite its rather formal character the spin $\frac{1}{2}$ anisotropic Heisenberg Hamiltonian on an infinite 2-D square lattice may be used as an excellent model problem to test the ability of a theoretical method to treat a phase-transition phenomenon. This Hamiltonian is given by

$$H = J \sum_{\langle i,j \rangle} (S_i^x S_j^x + S_i^y S_j^y + \lambda S_i^z S_j^z), \quad (1)$$

where $\langle i,j \rangle$ runs over all pairs of nearest neighbor sites. This 2-D square lattice model has no exact solution and has therefore been the subject of numerous calculations^{1,2,3,4,5,6,7,8,9,10,11,12,13,14,15,16,17,18,19,20,21,22,23,24,25,26,27} in the recent past, which employ either analytic expansions,^{13,14,15,16} or numerical algorithms such as Coupled Cluster approaches,^{8,9,10,11} exact diagonalizations^{17,18} and Quantum Monte Carlo calculations.^{19,20,21,22,23,24,25,26,27} At $\lambda = -1$ a first-order transition takes place between the ferromagnetic phase and a planar-like phase in which the spins in the ground state wave function lie in the XY plane. This so-called XY polarized function is such that the sites of one sublattice bear

$$X = (\alpha + \beta)/\sqrt{2}, \quad (2)$$

where α and β are the usual spin up and spin down functions, and those of the other sublattice bear

$$X = (\alpha - \beta)/\sqrt{2}. \quad (3)$$

If one works in the basis of (X,Y) functions instead of (α, β) ones, this XY polarized function will appear as the leading configuration for the $-1 < \lambda < 1$ domain. At $\lambda = 1$ (isotropic Hamiltonian) a transition to an Ising-like phase occurs. Actually for $\lambda \rightarrow \infty$ the Hamiltonian becomes an Ising Hamiltonian and the ground state becomes the Néel fully spin-alternate function $\Phi_0 = \alpha\beta\alpha\beta\dots$, which is also the leading configuration for $\lambda > 1$. Early Quantum Monte Carlo (QMC) calculations⁶ suggested, although with some imprecision, that this transition is of first-order type. More recent and more accurate calculations (see for instance²⁷) have confirmed its first-order character. One may also quote elaborate Coupled Cluster (CC) calculations^{8,9,10} which start from either a planar-like function or the Néel wave function as reference function Φ_0 and assume an exponential form of the wave operator

$$|\Psi\rangle = \exp S |\Phi_0\rangle, \quad (4)$$

where S is restricted to a certain number of local many-body operators (up to 6-body operators). The results agree very well with those of QMC calculations in the two regions around $\lambda = 1$, each region being treated using the relevant reference. Although the authors do not conclude explicitly, the results support the first-order character of the phase transition at $\lambda = 1$. The extent of the domain of bi-stability is more difficult to assess since it seems to depend on the sophistication of the wave-operator. The present work studies the same problem using two new methods have different characteristics. The methods employed hereafter

- the Dressed Cluster Method (DCM²⁸) uses, as do the Coupled Cluster expansion (CC) and perturbative approaches, a single reference wave function Φ_0 , which will be either the Néel function or the XY

polarized configuration. In DCM this wave function is used as a bath in which a finite cluster is embedded and treated exactly. Then the configuration interaction matrix relative to the cluster is dressed under the effect of excitations occurring around the cluster, the amplitudes of which are transferred from the amplitudes of similar excitations within the cluster. This approach will be shown to give extremely accurate results, very close to the best Quantum Monte Carlo calculations of the cohesive energy and confirm the first-order character of the phase transition but, as well as the CC method, it suffers from the prejudice introduced by the discontinuity of the reference function Φ_0 .

- the Real Space Renormalization Group with Effective Interactions (RSRG-EI²⁹) is an improvement of the RSRG method originally proposed by Wilson.³⁰ It proceeds through the same reduction of the Hilbert space by considering fragments (or blocks) of the lattice, and a reduction of the Fock space for these blocks to a few states of lowest energy. But it extracts effective interactions between the blocks through the exact diagonalization of dimers of blocks. The knowledge of the exact spectrum of the dimers enables one to define, using the theory of effective Hamiltonians proposed by Bloch,³¹ inter-block effective interactions. The method is iterative, it is repeated to blocks of blocks, etc... until it reaches fixed points of the problem. The method provides at a very low cost reasonable estimates of the cohesive energy of 1-D or 2-D spin lattices. It does not introduce any reference function, it is therefore in principle continuous on both sides of the critical value of the parameter. However the method leads to two distinct fixed points for the $\lambda < 1$ and $\lambda > 1$ domains. The iterations result in a discontinuity of the cohesive energy derivative. The method also shows the appearance of an excitation gap for $\lambda > 1$.

II. DRESSED CLUSTER METHOD

Let us summarize the main points of the Dressed Cluster Method :

- one first defines a single-determinantal reference function Φ_0 on the infinite lattice, namely the Néel or the XY function. For sake of simplicity, the method will be presented here using only the Néel function in the $\alpha\beta$ representation

$$\Phi_0 = \prod_i 2i(2i+1), \quad (5)$$

- one considers a 2-D square finite cluster of N sites which divides the atoms in two subsets, internal

and external, so that the reference function can be written as

$$\Phi_0 = \Phi_0^{ext} \cdot \Phi_0^{int}, \quad (6)$$

- the model space S is spanned by the determinants obtained from Φ_0 by all possible excitation processes T_i^+ which only concern atoms within the cluster

$$S = \{\Phi_i\} = \{\Phi_0^{ext} \cdot T_i^+ \Phi_0^{int}\}. \quad (7)$$

Let P_s be the projector onto this model space. The dimension of the full Configuration Interaction (CI) space is equal to that of the isolated cluster. Nevertheless the diagonal elements of the matrix $P_s H P_s$ differ from those of the isolated cluster CI matrix under the effect of the embedding, i.e., the energy of each determinant is shifted by a quantity J_l per alternating bond l , at the frontier. the determinants Φ_i in the lattice problem interact only with the outer-space determinants $D_l^+ \Phi_i$ obtained from Φ_i by a spin exchange D_l^+ on the external bond l . Replacing for simplicity the determinants Φ_i by their index i , the eigenequation for line i is

$$\sum_{j \in S, j \neq i} H_{ij} C_j + (H_{ii} - E) C_i + \sum_{l \text{ ext}} H_{i, D_l^+ i} C_{D_l^+ i} = 0. \quad (8)$$

The last summation must be evaluated through a proper estimate of the coefficients $C_{D_l^+ i}$. These coefficients are approximated to the product of the coefficients of the determinants Φ_i by environment-dependent amplitudes $d_{l,i}$ characteristic of the excitations D_l^+ on Φ_i .

$$C_{D_l^+ i} = C_i \cdot d_{l,i}. \quad (9)$$

These amplitudes are extracted from the knowledge of the CI wave function of the embedded cluster.

In order to be more explicit, let us consider a determinant Φ_i (cf Fig.1). The cluster is delimited by a continuous-line box and is embedded in the Néel function. Bonds involved in the excitations from Φ_0 to Φ_i appear with thick lines. The elementary excitation D_l^+ on an external bond l (indicated by a dashed line) leads to a determinant $\Phi_{D_l^+ i}$ which interacts with Φ_i through an exchange integral J_l . The excitation amplitudes $d_{l,i}$ depend on the environment of the bond l (the largest considered environment is indicated by a dashed-line box) and are taken as

$$d_{l,i} = \frac{C_{D_{l-r}^+ j}}{C_j}, \quad (10)$$

where r is a translation from the external bond l to the outermost equivalent bond $l-r$ of the cluster (which is indicated by a continuous line) and $\Phi_j \in S$ is such that the environment of the bond $l-r$ in Φ_j has the maximum resemblance with the environment of bond l in Φ_i . One must notice that, in some cases, it is necessary to

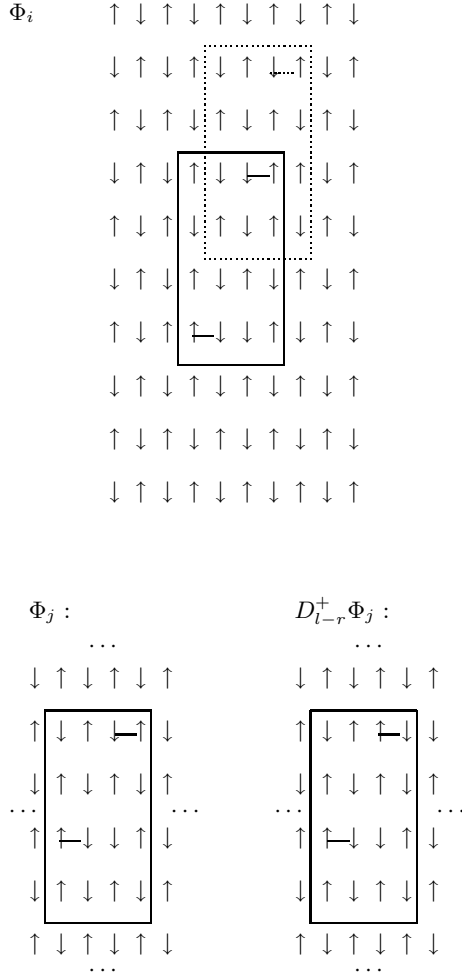


FIG. 1: Dressed Cluster Method: schematic view of the principle of the Configuration Interaction dressing under the effect of the spin exchanges around the cluster, pictured by a full line box. The upper part identifies the cluster and a determinant Φ_i , embedded in a Néel environment, as well as the outer bond l on which a spin exchange will be performed. The lower part pictures the two determinants from which the amplitude $d_{l,i}$ (Eq. 10) will be extracted.

restore the right spin $S_z = 0$ of the translated determinants by changing the spins of the atoms furthest from the bond l , in order to obtain the most relevant information from the CI wave function. Finally the quantity $\sum_{l \text{ ext}} H_{i,D_l^+} C_{D_l^+}$ can be replaced by

$$\left(\sum_{l \text{ ext}} J_l d_{l,i} \right) C_i. \quad (11)$$

This summation can be dealt with as a diagonal energy shift (dressing)

$$\Delta_{ii} = \left(\sum_{l \text{ ext}} J_l d_{l,i} \right), \quad (12)$$

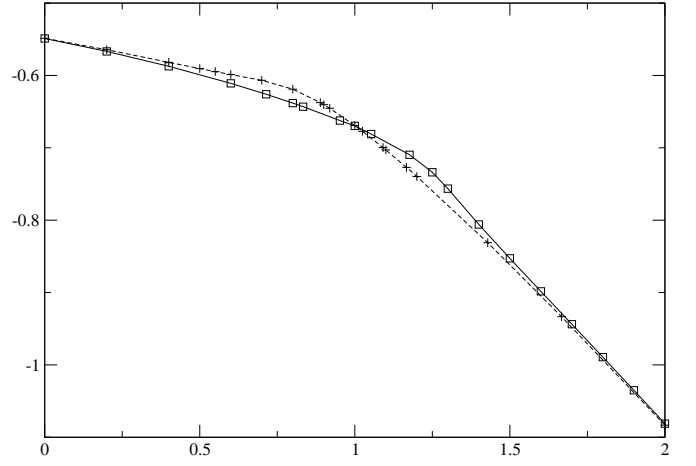


FIG. 2: Cohesive energy as a function of the anisotropy parameter λ . (+) DCM (from a 16-site cluster) with the Néel reference function, (□) DCM (from a 16-site cluster) with the XY polarized reference function.

and the corresponding dressing operator Δ

$$\Delta = \sum_{i \in S} |\Phi_i\rangle \Delta_{ii} \langle \Phi_i|, \quad (13)$$

Eq. 9 insures the translational invariance; if the determinant $D_l^+ \Phi_i$ is identical through a translation \mathcal{T} to one of the determinants Φ_k belonging to S i.e., if $D_l^+ \Phi_i = \mathcal{T} \Phi_k$, then $C_{D_l^+ \Phi_i} = C_{\Phi_k}$. This estimation of $C_{D_l^+ \Phi_i}$ leads to an important simplification : the effect of excitations on bonds l which are far from the fragment (by more than the cluster size) is approximated to be identical for all determinants Φ_i and only shifts the diagonal elements of the CI matrix by the same amount. It has consequently no effect on the eigenvectors of the dressed CI matrix $P_s(H + \Delta)P_s$ and can be omitted. Since the dressing depends on the eigenvector the procedure must be repeated to self-consistency. One may say that the DC method implies many-body operators, up to the number of atoms in the cluster. It does not proceed to a strict exponentialization of the wave function but it employs ratios of coefficients to transfer information from the internal CI to take into account the effect of elementary excitations on the external bonds. Through the environmental dependence of these elementary excitation amplitudes, many-body effects are introduced. The relation with a Coupled Cluster expansion of the wave function^{32,33,34,35} has been discussed in ref. 13. The accuracy of the DC method has been illustrated on 1-D electron and spin (frustrated and non-frustrated) lattices. It has also been applied to the study of the lowest excitation energies as functions of the bond alternation in the 1-D spin chain.³⁶ The DC method is now applied to the 2-D square spin lattice using a 4×4 cluster and starting from both the Néel function and the XY polarized function as reference Φ_0 . The computed cohesive energy as a function of λ is pictured in Fig. 2, where the two branches, obtained from the XY and

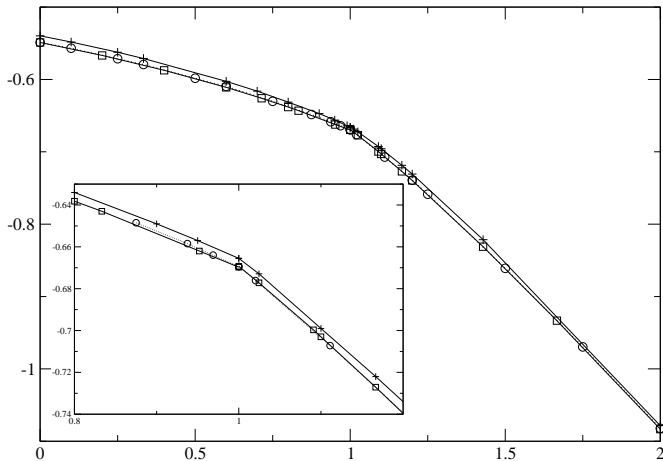


FIG. 3: Cohesive energy around the isotropic point. (o) QMC,²⁷ (□) DCM, (+) RSRG

Néel functions respectively, appear clearly as crossing in $\lambda = 1$. One observes the existence of a continuation of the Néel-generated solution in the $0.4 < \lambda < 1$ and of the XY-generated solution in the $1 < \lambda < 1.5$. This may be seen as the indication of metastable states around the critical $\lambda = 1$ value, as expected for a first-order phase transition.

The quality of the DCM results has to be assessed by comparison with accurate analytical or numerical calculations. Table I and Fig. 3 report such comparisons. For $\lambda = 1$ our estimate $-0.66928J$ coincides to 10^{-4} with the most accurate QMC^{25,26,27} value $-0.66944J$. It may be interesting to compare with CCM results^{8,9,10} which are $-0.6670J$ when introducing 6-body operators, and $-0.66817J$ when introducing 8-body operators. The difference indicates the importance of many-body operators, and the slow convergence in this expansion. The 3^{rd} -order spin-wave gives $-0.6700J$ and a plaquette expansion¹⁵ $-0.6691J$.

The agreement of our DCM values with QMC calculations is similar for $\lambda \neq 1$. For $\lambda = 0$ we obtain $-0.5489J$, similar to the result of Lin et al²⁷ $-0.54882J$, or for $\lambda = 0.6$ (DCM = $-0.61094J$, QMC = $-0.60958J$). Fig. 3 shows the near identity of our results with those of Lin et al in the whole $0 \leq \lambda \leq 1$ domain. For $\lambda > 1$, the agreement is similar, as may be seen from Fig. 3 and Table I. For instance we obtain nearly identical values for $\lambda = 2$ (DCM = $-1.08329J$, QMC = $-1.08220J$). Notice that we have no convergence problem when $\lambda \rightarrow 1^+$, while cohesive energies could not be obtained in the $1 < \lambda < 1.09$ domain in ref. 27. It is clear that DCM represents, in view of its low cost, an interesting alternative to QMC.

TABLE I: Cohesive energy of the anisotropic 2-D lattice.

λ	DCM	RSRG	QMC ²⁷
0	-0.54890	-0.53966	-0.54882
0.6	-0.61094	-0.60260	-0.60958
1	-0.66972	-0.66615	-0.66944
1.2	-0.73961	-0.73072	-0.73920
2	-1.08329	-1.07849	-1.08220

III. REAL SPACE RENORMALIZATION GROUP WITH EFFECTIVE INTERACTIONS

A. Method

The Real Space Renormalization Group proposed by Wilson essentially consists in an iterative truncation of the Hilbert space. The method proceeds through the definition of blocks of N sites, periodisable fragments of the periodic lattices and the research of the (lowest) eigenstates of the Hamiltonian relative to these blocks. For a block I , and the corresponding Hamiltonian H_I

$$H_I \phi_{K,I} = \mathcal{E}_{K,I} \phi_{K,I}. \quad (14)$$

One shall retain a few (let say m) eigenstates of H_I . Then one will consider a block of blocks $(1 \dots I \dots J \dots N)$, and one will approach the wave function for this superblock by working in a truncated Hilbert space constituted of all products of the m eigenstates kept for each block.

$$\prod_{I=1,N} \phi_{K,I}, \quad K = 1, m. \quad (15)$$

Then the process can be repeated, till convergence. If the blocks and the sets of selected eigenstates are properly defined the problem at each iteration may keep its formal structure, while the interactions between the super-super... sites change along the iterations. One then reaches in a certain number of steps a fixed point of the problem.

This idea is extremely elegant. However the attempts to use it as a practical numerical tool for the study of periodic lattices (of either spins or electrons) were extremely discouraging. And the method was abandoned, although it gave birth to a deeply different formalism, namely the Density Matrix Renormalization Group, which is extremely performant, but limited to the treatment of (quasi) 1-D systems.

The failure of the RSRG method is due to the simple truncation of the Hilbert space and the total neglect of the non-selected eigenstates of the blocks. Rather than trying to treat the effect of the non selected states in a 2^{nd} -order perturbative approach,³⁷ two of the authors have suggested to define effective-interactions between adjacent blocks A and B by solving exactly the Schrodinger equation for the AB dimer, and by making use of the Bloch's theory of effective Hamiltonians. We shall not repeat here the formalism, given in ref.

29, which leads to a modified RSRG formalism, called RSRG-EI (EI = Effective Interactions). The first test applications of the method were quite encouraging. We simply make explicit hereafter the specification of the method in its simplest version for the study of a square spin lattice.

The method consists in considering a square (3×3) block of 9 atoms. Its ground state is a doublet with $S_z = \pm 1/2$ and it is the only state kept hereafter. Let call a and \bar{a} the $S_z = 1/2$ and $S_z = -1/2$ degenerate doublet ground states of the block A. The block can therefore be seen as a super-spin. In order to establish the effective interactions between the ground states of adjacent blocks, one treats exactly the 18 (3×6)-site superblock AB. One wants to establish the effective energies of and interactions between the four products of ground state wave functions which define a model space $ab, a\bar{b}, \bar{a}b, \bar{a}\bar{b}$. Diagonalizing the exact Hamiltonian for the AB superblock one may identify the eigenstates $\Psi_T^+(S_z = 1)$, $\Psi_T^-(S_z = -1)$, $\Psi_T^0(S_z = 0)$, $\Psi_S^+(S_z = 0)$ which have the largest projections on the model space, and their energies $E_{T+} = E_{T-}$, E_{T0} and E_{S0} . The three energies can be seen as the eigenvalues of a new anisotropic Hamiltonian

$$\begin{aligned} H_{AB}^{(1)} = & J_{AB}^{(1)} \lambda^{(1)} (S_{ZA} S_{ZB} - 1/4) \\ & + \frac{1}{2} J_{AB}^{(1)} (S_A^+ S_B^- + S_A^- S_B^+) \\ & + E_A + E_B + \Delta E_{AB}. \end{aligned} \quad (16)$$

Hence

$$E_{T+} = E_A + E_B + \Delta E_{AB}, \quad (17)$$

$$E_{T0} = -\frac{1}{2} J^{(1)} \lambda^{(1)} + \frac{1}{2} J^{(1)} + E_A + E_B + \Delta E_{AB}, \quad (18)$$

$$E_{S0} = -\frac{1}{2} J^{(1)} \lambda^{(1)} - \frac{1}{2} J^{(1)} + E_A + E_B + \Delta E_{AB}. \quad (19)$$

From which one obtains

$$J^{(1)} = E_{S0} - E_{T0}, \quad (20)$$

$$J^{(1)} \lambda^{(1)} = 2E_{T+} - E_{T0} - E_{S0}. \quad (21)$$

These equations define a new anisotropic Heisenberg Hamiltonian between blocks. The process may be repeated, treating a block of 9 blocks and a superblock of 18 blocks, till convergence is achieved.

B. Results

The qualitative key points in that problem are the facts that

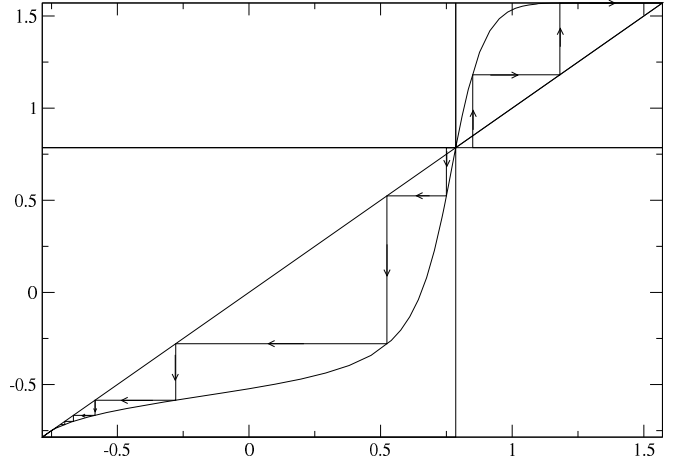


FIG. 4: RSRG study: anisotropic parameter $\Phi^{(1)}$ after the first iteration, as a function of the initial anisotropic parameter Φ (Eq. 20). The stairs illustrate the convergence of the iterative procedure to the fixed points, Ising on the right side, XY on the left side

- (i) for $\lambda = 1$, $\lambda^{(1)} = 1$, the problem remains isotropic
- (ii) for $\lambda > 1$, $\lambda^{(1)} > \lambda$, the anisotropy is increased in the direction of an Ising problem
- (iii) for $\lambda < 1$, $\lambda^{(1)} < \lambda$, the anisotropy increases in the opposite direction towards a pure XY problem.

For graphical purposes the anisotropic Hamiltonian may been written as

$$H = J[(S_z S_z) \sin \Phi + (S_x S_x + S_y S_y) \cos \Phi]. \quad (22)$$

The isotropic case corresponds to $\Phi = -\pi/4$, the XY problem to $\Phi = \pi/2$, the Ising situation to $\Phi = -\pi/2$. One sees that $\lambda = \tan \Phi$. Fig. 4 reports the evolution of $\Phi^{(1)}$ as a function of Φ . The iterative process, starting from a new value Φ leads to a new anisotropy angle $\Phi_1 = \Phi^{(1)}(\Phi)$. The second step leads to $\Phi_2 = \Phi^{(1)}(\Phi_1)$, etc... The qualitative nature of the phase transition appears dramatically. Starting from $\Phi > \pi/4$, $\Phi^{(1)}$ increases rapidly. As seen from Fig. 3 the process converges in a few steps to the $\Phi_n = \pi/2$ fixed point, i.e., to an Ising problem. Oppositely, starting from $\Phi < \pi/4$, Φ_1 decreases. The fixed point on that side $\lambda < 1$ is the pure XY problem ($\lambda = -1$, $\Phi = -\pi/4$). But the curve $\Phi^{(1)} = f(\Phi)$ is tangent to the line of slope one $\Phi^{(1)} = \Phi$ for $\Phi = -\pi/2$. Hence the fixed point is in principle reached in an infinite number of steps.

The quantity $J^{(1)}$ is significantly lower than one for $\lambda < 1$ and tends to zero when λ tends to -1. It increases with λ but remains finite in the region $\lambda > 1$. Fig. 3 reports the RSRG-EI calculated cohesive energy. For $\lambda = 1$, as already reported elsewhere²⁹ the RSRG-EI cohesive energy is $E_{coh} = -0.666155J$. This value is in slightly poorer agreement with the best QMC value $-0.66934J$ than the previously reported DCM value, but it is obtained at a

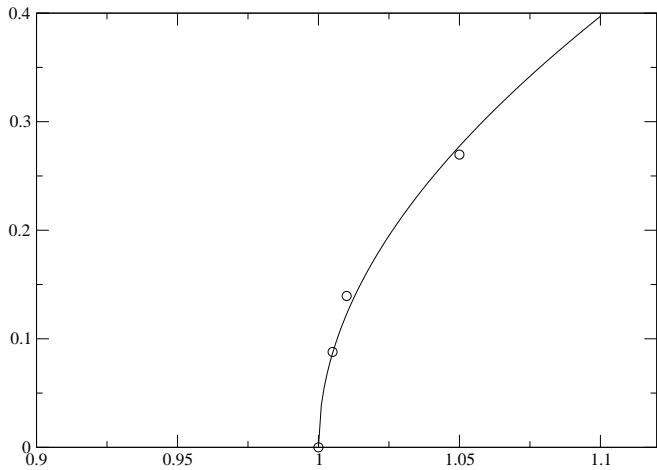


FIG. 5: Appearance of the gap in the $\lambda > 1$ phase, as calculated from the RSRG-EI. The full line is proportional to $(\lambda^2 - 1)^{1/2}$.

much lower cost. The underestimation of the cohesive energy by the RSRG-EI method is systematic but it never exceeds 2% (cf Table I and Fig. 3). We have carefully checked the existence of a discontinuity of the slopes of the curve $E_{coh} = f(\lambda)$ around $\lambda = 1$. This discontinuity clearly appears from the insert of Fig. 3. The slope $(\partial E / \partial \lambda)_{\lambda \rightarrow 1+}$ between $\lambda = 1.02459$ and $\lambda = 1$ is 0.32 in QMC and 0.26 in RSRG, on the $\lambda < 1$ side the slope from QMC is 0.175 (between $\lambda = 0.97$ and $\lambda = 1$), which the slope from RSRG is 0.20 (between $\lambda = 0.95$ and $\lambda = 1$), 0.21 (between $\lambda = 0.99$ and $\lambda = 1$). Although weaker than the interpolated estimates from QMC, the discontinuity of the slope predicted from RSRG-EI is clear. The existence of a discontinuity was not a priori evident since the quantities $J^{(1)}$ and $\lambda^{(1)}$ are continuous functions of λ . The discontinuity comes from the fact that the iterations tend to different fixed points for $\lambda > 1$ and $\lambda < 1$.

Actually the method is also able to explain the absence of a gap for $\lambda < 1$ and of the existence of a gap for $\lambda > 1$. For $\lambda < 1$, since one must repeat an infinite number of iterations with decreasing values of $J^{(1)}$, the lowest states are degenerate. In the $\lambda > 1$ domain, the system will be gapped since the process converges in a finite number of steps, with finite values of J . Fig. 5 reports the calculated gap for λ slightly larger than 1. We have checked the behaviors of the gap as a function of λ . Spin-wave theory predicts that it should follow the law

$$\Delta E = 2(\lambda^2 - 1)^{1/2}. \quad (23)$$

Previous numerical works²¹ have shown that the excitation energies are significantly lower, by a factor close to 0.5. Fig. 5 have used an interpolation $0.86634(\lambda^2 - 1)^{1/2}$ which fits well our calculated values.

IV. CONCLUSION

The present paper studies the behavior of a 2-D square spin lattice obeying an anisotropic Heisenberg Hamiltonian. Since it presents a phase transition, this problem can be seen as a convenient test to compare the abilities of the methods available for the treatment of 2-D (or 3-D) lattices. One may subdivide the methods in two groups.

- methods which rely on (or require the introduction of) a simple zero order wave function. This wave function may be perturbed, or considered as the reference function for a Coupled Cluster expansion (i.e an exponential development of the wave operator). In such a case different zero-order or reference wave function will be used for the two different phases. This choice of two distinct references may be seen as forcing the phase transition and presents the risk to impose artefactual discontinuities. The here employed Dressed Cluster Method only uses the reference function as a bath around a finite cluster, but it is subject to the same criticism.
- prejudiceless methods which do not bias the treatment by introducing reference wave functions. Among them one may quote finite cluster exact diagonalization, followed by extrapolations on the cluster size. For 2-D systems extrapolations are quite difficult to perform. Quantum Monte Carlo calculations require both statistics and extrapolation and the error bars may prevent a clear assessment concerning the nature of the phase transition, when for instance the change of the slope of the cohesive energy as a function of the internal parameter is small. Recent progresses have reduced these uncertainties.

The excellent agreement of the DCM results with the best QMC calculations for $\lambda = 1$ gives confidence in the accuracy of the calculated dependence of the cohesive energy on the anisotropy parameter and assesses the first-order character of the phase transition.

The RSRG-EI treatment does not enable one to reach such a numerical accuracy but it presents several advantages

- it does not introduce the bias of a reference function
- it visualizes qualitatively the phase transition in terms of a critical value of the parameter separating two domains with their specific fixed points
- it offers a simple understanding of the gapless-gapped character of the two phases.

The philosophy of the RSRG method is responsible for this qualitative and pictorial advantage. The introduction of effective interactions adds a numerical improvement to this conceptual tool. Of course, as shown for 1-D lattices, the quantitative performance of the RSRG-EI

treatment is much better when it is possible to extrapolate its results with respect to the size of the blocks. This is not possible for the present time for 2-D lattices, since the next size of a square block would be 25 (which would require the exact treatment of a 50-site problem

for the superblock). But the accuracy of the results from 9-site blocks is surprisingly good and the elegance of the method suggests to consider it as an excellent exploratory tool.

-
- ¹ P. W. Anderson, Phys. Rev. **86**, 694 (1952).
 - ² R.R.P. Singh, Phys. Rev. B **39**, 9760 (1989).
 - ³ J. Carlson, Phys. Rev. B **40**, 846 (1989).
 - ⁴ N. Trivedi and D.M. Ceperley, Phys. Rev. B **40**, 2737 (1990).
 - ⁵ K.J. Runge, Phys. Rev. B **45**, 7229 (1992), *ibid.* 12292 (1992).
 - ⁶ T. Barnes, D. Kotchan, and E.S. Swanson, Phys. Rev. B **39**, 4357 (1989).
 - ⁷ K. Kubo and T. Kishi, Phys. Rev. Lett. **61**, 2585 (1988).
 - ⁸ R.F. Bishop, J. B. Parkinson and YangXian, Phys. Rev. B **43**, 13782 (1991); Theor. Chim. Acta **80**, 181 (1991); Phys. Rev. B **44**, 9425 (1991).
 - ⁹ R.F. Bishop, R.G. Hale, and Y. Xian, Phys. Rev. Lett. **73**, 3157 (1994).
 - ¹⁰ C. Zeng, D.J.J. Farnell and R.F. Bishop, J. Stat. Phys. **90**, 327 (1998).
 - ¹¹ F. Cornu, T. Jolicoeur and J.C. Le Guillou, Phys. Rev. B **49**, 9548 (1994).
 - ¹² B. Miguel, M. Cousy, and J.P. Malrieu, Int. J. Quant. Chem. **67**, 115 (1998).
 - ¹³ Z. Weihong, J. Oitmaa, and C. J. Hamer, Phys. Rev. B **43**, 8321 (1991).
 - ¹⁴ Z. Weihong, J. Oitmaa, and C. J. Hamer, Phys. Rev. B **52**, 10278 (1995).
 - ¹⁵ N.S. Witte, L.C.L. Hollenberg, and W.H. Zheng, Phys. Rev. B **55**, 10412 (1997).
 - ¹⁶ C. J. Hamer, Z. Weihong, and P. Arndt, Phys. Rev. B **46**, 6276 (1992).
 - ¹⁷ H. J. Schulz, T. A. L. Ziman, and D. Poiblan, J. Phys. I **6**, 675 (1996).
 - ¹⁸ T. Einarsson and H. J. Schulz, Phys. Rev. B **51**, 6151 (1995).
 - ¹⁹ T. Barnes and E. S. Swanson, Phys. Rev. B **37**, 9405 (1988).
 - ²⁰ T. Barnes, K. J. Cappon, E. Dagotto, D. Kotchan, and E. S. Swanson, Phys. Rev. B **40**, 8945 (1989).
 - ²¹ N. Trivedi and D. M. Ceperley, Phys. Rev. B **41**, 4552 (1990).
 - ²² K. J. Runge, Phys. Rev. B **45**, 12292 (1992).
 - ²³ U.-J. Wiese and H.-P. Ying, Z. Phys. B **93**, 147 (1994).
 - ²⁴ B. B. Beard and U.-J. Wiese, Phys. Rev. Lett. **77**, 5130 (1996).
 - ²⁵ A. W. Sandvik, Phys. Rev. B **56**, 11678 (1997).
 - ²⁶ A. W. Sandvik and C. J. Hamer, Phys. Rev. B **60**, 6588 (1999).
 - ²⁷ H.-Q. Lin, J. S. Flynn, and D. D. Betts, Phys. Rev. B **64**, 214411 (2001).
 - ²⁸ P. Wind, N. Guihéry and J.P. Malrieu, Phys. Rev. B, **59**, 2556 (1999).
 - ²⁹ J. P. Malrieu and N. Guihéry, Phys. Rev. B, **63**, 085110 (2001).
 - ³⁰ K.G. Wilson, Rev. Mod. Phys. **47**, 773 (1975).
 - ³¹ C. Bloch, Nucl. Phys. **6**, 329 (1958).
 - ³² F. Coester, Nucl. Phys. **7**, 421 (1958).
 - ³³ F. Coester and H. Kümmel, Nucl. Phys. **17**, 477 (1960).
 - ³⁴ J. Čížek, J. Chem. Phys. **45**, 4256 (1966).
 - ³⁵ R. F. Bishop and H. Kümmel, Phys. Today **40(3)**, 52 (1987).
 - ³⁶ S. Capponi, N. Guihéry, J.P. Malrieu, B. Miguel, D. Poiblan, Chem. Phys. Lett. **255**, (1996) 238.
 - ³⁷ M. B. Lepetit and E. Manousakis, Phys. Rev. B, **48**, 1028 (1993).