



**HAL**  
open science

# Performance Characterisation of Intra-Cluster Collective Communications

Luiz Angelo Barchet-Estefanel, Grégory Mounié

► **To cite this version:**

Luiz Angelo Barchet-Estefanel, Grégory Mounié. Performance Characterisation of Intra-Cluster Collective Communications. 2004. hal-00002546v1

**HAL Id: hal-00002546**

**<https://hal.science/hal-00002546v1>**

Submitted on 13 Aug 2004 (v1), last revised 8 Nov 2004 (v2)

**HAL** is a multi-disciplinary open access archive for the deposit and dissemination of scientific research documents, whether they are published or not. The documents may come from teaching and research institutions in France or abroad, or from public or private research centers.

L'archive ouverte pluridisciplinaire **HAL**, est destinée au dépôt et à la diffusion de documents scientifiques de niveau recherche, publiés ou non, émanant des établissements d'enseignement et de recherche français ou étrangers, des laboratoires publics ou privés.

# Performance Characterisation of Intra-Cluster Collective Communications

Luiz Angelo Barchet-Estefanel\*, Grégory Mounié  
 ID - IMAG Laboratory, APACHE Project†  
 51, Avenue Jean Kuntzmann, F38330 Montbonnot St. Martin, France  
 {Luiz-Angelo.Estefanel,Gregory.Mounie}@imag.fr

## Abstract

*Although recent works try to improve collective communication in grid systems by separating intra and inter-cluster communication, the optimisation of communications focus only on inter-cluster communications. We believe, instead, that the overall performance of the application may be improved if intra-cluster collective communications performance is known in advance. Hence, it is important to have an accurate model of the intra-cluster collective communications, which provides the necessary evidences to tune and to predict their performance correctly. In this paper we present our experience on modelling such communication strategies. We describe and compare different implementation strategies with their communication models, evaluating the models' accuracy and describing the practical challenges that can be found when modelling collective communications.*

*Keywords: collective communication, performance models, MPI*

## 1. Introduction

The optimisation of collective communications in grids is a complex task because the inherent heterogeneity of the network limits the use of general solutions. To reduce the complexity cost, most systems consider grids as interconnected *islands of homogeneous clusters*. Although there are no restrictions on the number of layer that connect those “islands”, as successfully demonstrated by [7], most systems only optimise communications at the inter-cluster level, because wide-area networks are slower than LANs. Some examples of this “two-layered” approach include ECO [15], MagPIe [8][10], that apply this concept for wide-area net-

works, and even LAM-MPI 7 [12], that consider SMP machines as islands of fast communication.

We believe that while inter-cluster optimisation is necessary to achieve good performances in grid-like environments, its optimisation should not be disconnected from the intra-cluster level. Actually, the modelling and optimisation of intra-cluster communication is specially important when the clusters are structured in multiple layers. In this situation, the grid-aware tools must deal with both communication and topology mapping, and *a priori* knowledge on the intra-clusters communication may lead to more important reductions of the overall execution time than a simple minimisation of the wide-area communications.

Hence, in this paper we investigate how performance models can be used to characterise the communication patterns of the collective communications. These models can be used both to predict the performance of these operations and to decide which implementation technique is the better adapted for a specific set of parameters (number of processes, message size, network performance, etc.).

Consequently, to model collective communications we need a good performance model. There are several performance models for message-passing parallel programs, some of them widely known like BSP [20] or LogP [5]. Although these two models are equivalent in most circumstances [17], LogP is slightly more general than BSP, as it does not requires a global barrier to separate communication and computation phases, and because it adds the notion of finite network capacity that can only support a certain number of messages in transit at once. As consequence, we choose to use, in this paper, the *parameterised LogP* model [10]. pLogP is an extension of the LogP model that can accurately handle both small messages and large messages with a low complexity. Due to its simplicity, this model allows a fast prototyping of the communication performance, even though it has difficulties to represent

\* Supported by grant BEX 1364/00-6 from CAPES - Brazil

† This project is supported by CNRS, INPG, INRIA and UJF

contention situations. Nevertheless, our pLogP models were able to predict with enough accuracy the system performance in most cases presented in this paper, allowing the selection of the most adapted implementation technique to a specific network environment.

To illustrate our approach, we present three examples, the Broadcast, Scatter and All-to-All operations, which respectively represent the “one-to-many”, “personalised one-to-many” and “many-to-many” collective communications. While conceptually simple, Broadcast and Scatter operations have communication patterns that can be found in many other operations, like Barriers, Reduces and Gathers. The All-to-All operation, instead, has a complex communication pattern, but is one of the most important communication patterns for scientific applications. Additionally, an All-to-All operation is subjected to important problems with communication contention, representing a real challenge to performance modelling.

The rest of this paper is organised as follows: Section 2 presents the definitions and the test environment we will consider along this paper. Sections 3, 4 and 5 present, respectively the communication models we developed for both Broadcast, Gather and All-to-All, while comparing the predictions from those models with experimental results. Finally, Section 6 presents our conclusions, as well as the future directions of the research.

## 2. System Model and Definitions

In this paper we model collective communications using the *parameterised LogP* model, or simply pLogP [10]. As pLogP parameters depend on the message size, it can be accurate when dealing with both small and large messages. Further, the paper that describes pLogP presents several communication models for grid-aware collective communications, which served as guide to many of our own communication models.

Therefore, all along this paper we shall use the same terminology from pLogP’s definition, such as  $g(m)$  for the gap of a message of size  $m$ ,  $L$  as the communication latency between two nodes, and  $P$  as the number of nodes. In the case of message segmentation, the segment size  $s$  of the message  $m$  is a multiple of the size of the basic datatype to be transmitted, and it splits the initial message  $m$  into  $k$  segments. Thus,  $g(s)$  represents the gap of a segment with size  $s$ .

The pLogP parameters used to feed our models were obtained with the MPI LogP Benchmark tool [9] using LAM-MPI 7.0.4 [12], and are presented in Figure 1.

The experiments to obtain pLogP parameters, as well as the practical experiments, were conducted on

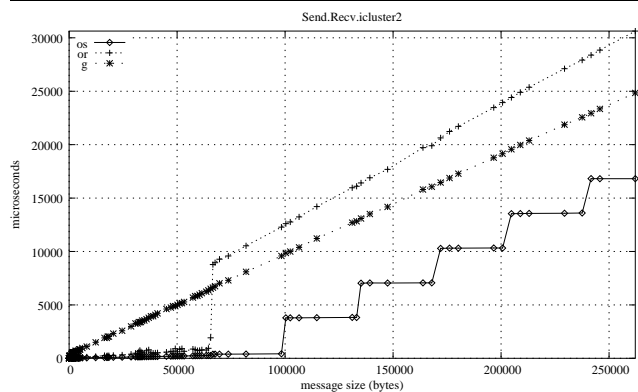


Figure 1: pLogP parameters for the icluster-2 network

the **ID/HP icluster-2** from the ID laboratory Cluster Computing Centre<sup>1</sup>. This cluster contains 100 Itanium-2 (IA-64) machines (Dual processor, 900MHz, 3GB) interconnected by a switched Ethernet 1000 Mbps network, running Red Hat Linux Advanced Server 2.1AS with kernel 2.4.18smp. The experiments consisted on 100 measures for each set of parameters (message size, number of processes), and the values presented here are the average of such measures.

## 3. One-to-Many: Broadcast

With Broadcast, a single process, called *root*, sends the same message of size  $m$  to all other  $(P - 1)$  processes. Classical implementations of the Broadcast operation rely on  $d$ -ary trees characterised by two parameters,  $d$  and  $h$ , where  $d$  is the maximum number of successors a node can have, and  $h$  is the height of the tree, the longest path from the root to any of the tree leaves. While an optimal tree shape can be deduced from the network parameters and from  $d, h \in [1 \dots P-1]$  for which  $\sum_{i=0}^h d^i \geq P$  is true, most MPI implementations usually rely on two fixed shapes, the Flat Tree, for small number of nodes, and the Binomial Tree.

Because most MPI implementations rely only on Flat and Binomial Broadcast, some techniques were developed to improve its efficiency. This way, it is usual to apply different strategies according to the message size, as for example, the use of a *rendezvous* message that prepares the receiver to the incoming of a large message, or the use of non-blocking primitives to overlap communication and computation. Unfortunately, such techniques bring only minimal improvements to the final performance, and their efficiency still depends mostly on the network characteristics.

<sup>1</sup> <http://www-id.imag.fr/Grappes/>

Table 1: Communication models for Broadcast

Strategy	Communication Model
Flat Tree	$(P - 1) \times g(m) + L$
Flat Tree Rendezvous	$(P - 1) \times g(m) + 2 \times g(1) + 3 \times L$
Segmented Flat Tree	$(P - 1) \times (g(s) \times k) + L$
Chain	$(P - 1) \times (g(m) + L)$
Chain Rendezvous	$(P - 1) \times (g(m) + 2 \times g(1) + 3 \times L)$
Seg. Chain (Pipeline)	$(P - 1) \times (g(s) + L) +$ $(g(s) \times (k - 1))$
Binary Tree	$\leq \lceil \log_2 P \rceil \times (2 \times g(m) + L)$
Binomial Tree	$\lfloor \log_2 P \rfloor \times g(m) + \lceil \log_2 P \rceil \times L$
Binomial Tree Rendezvous	$\lfloor \log_2 P \rfloor \times g(m) +$ $\lceil \log_2 P \rceil \times (2 \times g(1) + 3 \times L)$
Seg. Binomial Tree	$\lfloor \log_2 P \rfloor \times g(s) \times k + \lceil \log_2 P \rceil \times L$

Another possibility, however, is to compose a Chain among the processes, pipelining messages [1]. This strategy benefits from the use of message segmentation, presenting many advantages as recent works indicate [10][18]. In a Segmented Chain Broadcast, the transmission of messages in segments allows a node to overlap the transmission of segment  $k$  and the reception of segment  $k+1$ , reducing the overall *gap* time.

However, the size of the segments should be carefully chosen according to the network environment. Indeed, too small messages pay more for their headers than for their content, while too large messages do not explore enough the network bandwidth. The search for the segment size  $s$  that minimises the communication time can be done using the communication models presented on Table 1 and the network parameters. An efficient method consists in searching through all values of  $s$  such that  $s = m/2^i, i \in [0 \dots \log_2 m]$ . To refine the search, we can also apply some heuristics like local hill-climbing, as proposed by Kielmann *et al.* [10].

In our work we developed the communication models for some current techniques and their “flavours”, which are presented on Table 1. Most of these variations are clearly expensive, while others have only an “historical” interest. Hence, we chose for the experiments from Section 3.1 two of the most efficient techniques, the Binomial and the Segmented Chain Broadcasts, and the simplest one, the Flat Tree Broadcast.

### 3.1. Practical Results

To evaluate the accuracy of our models, we measured the completion time of the Flat, Binomial and the Segmented Chain Broadcasts in real experiments, and we compared these results with the model predictions. Although Flat tree is not adequate for a large number of processes, we included it because its simplicity is a good parameter to evaluate other algorithms that use more complex strategies. Hence, Figures 2, 3 and 4 present each strategy compared to its performance model’s predictions. Despite some performance variations found mostly in the Segmented Chain and the Binomial Broadcast, we can observe that predictions seem to follow the real experiments general behaviour. Actually, as these variations are much less important in the case of the Flat Broadcast, we think that they are related to communication delays in some machines, which are further propagated by the message forwarding, a characteristic present only on Binomial and Chain broadcasts. As the Flat Tree Broadcast contacts each node directly, variations in a machine cannot be propagated to the others, resulting in more accurate predictions, as observed in Figure 4.

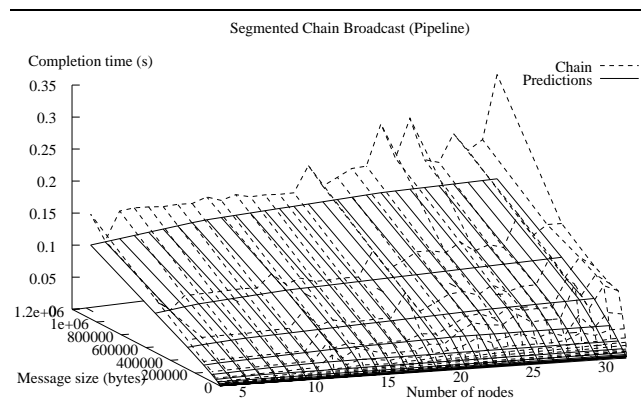


Figure 2: Real and expected performance for the Segmented Chain Broadcast

Figures 2, 3 and 4, however, are not in the same scale due to the different performance level of each algorithm. To compare these algorithms and to better observe the models’ accuracy, we present on Figure 5 the results obtained for a group of 16 machines. Here, we observe that the Segmented Chain Broadcast is the better adapted strategy for our cluster, even if the models predictions have slightly underestimated the communication cost. While the observed error rate does not interfere in the selection process, our attention was drawn by the unexpected delay presented by the Bino-

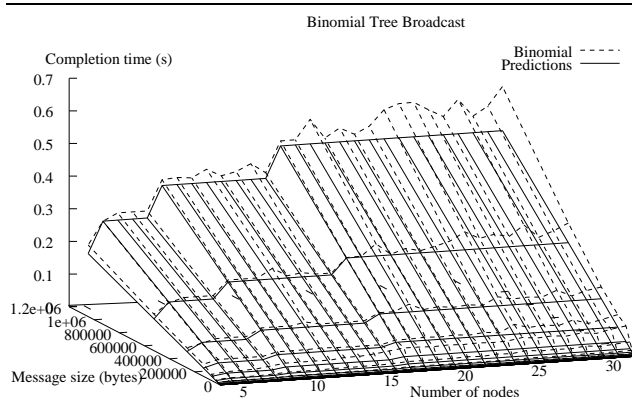


Figure 3: Real and expected performance for the Binomial Broadcast

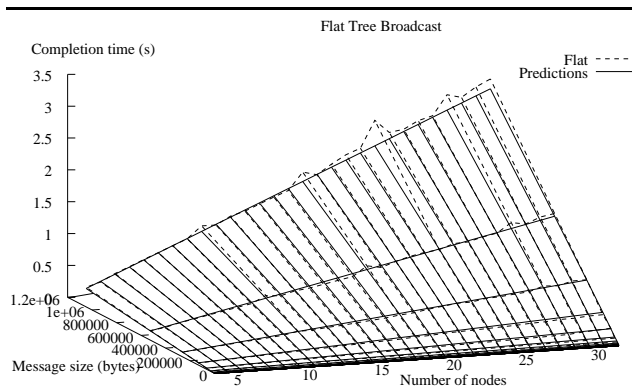


Figure 4: Real and expected performance for the Flat Tree Broadcast

mial broadcast when messages are small. A close look on small messages, as presented in Figure 6, shows that not only the Binomial Broadcast was affected, but also the Segmented Chain Broadcast. Although this variation does not affect the choice on the best algorithm, we decided to investigate it closer.

In fact, similar discrepancies were already observed by the LAM-MPI team [13], and according to Loncaric [14], they can be due to the TCP acknowledgement policy in some Linux versions. This problem may delay the transmission of some small messages even when the TCP\_NODELAY socket option is active (actually, only one every  $n$  messages is delayed, with  $n$  varying from kernel to kernel). It is true that these effects were mostly present in Linux kernels 2.0.x and 2.2.x, but according to Loncaric [14], it seems that “anecdotal evidence suggests that the improved TCP stack in Linux 2.4 may have problems with many-to-many communication patterns even though each point-to-point link performs fine”.

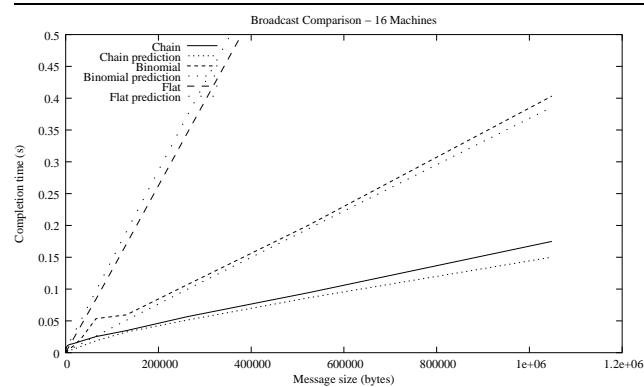


Figure 5: Comparison between models and real results, for 16 machines

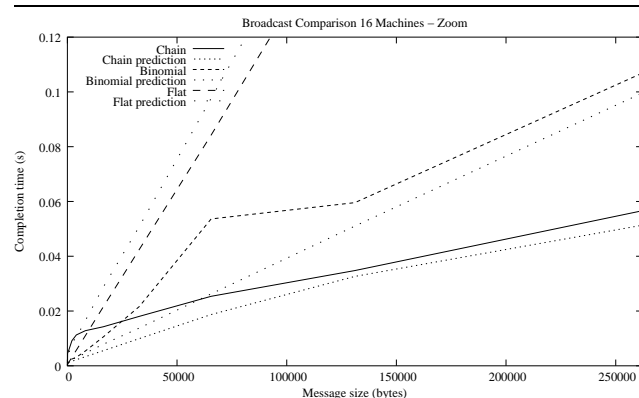


Figure 6: Detail on performance degradation with small messages

However, if this problem affects the transmission of small messages, it should also affect the Segmented Chain Broadcast with any message size, as large messages are split in segments with relatively small sizes. As the delay observed in Figure 6 does not seem to be much evident in the case of Segmented Chain, we believe that this problem is also related to the management of the send buffers. We think that the arrival of successive segments forces the transmission of the messages, masking the undesirable effects when messages are larger. We plan to answer this question through the investigation of the segmented variations of the Flat and the Binomial Broadcast, which similarly to the Segmented Chain, have to deal with small messages but send many more messages than their traditional versions.

## 4. Personalised One-to-Many: Scatter

The Scatter operation, which is also called “personalised broadcast”, is an operation where the *root* holds  $m \times P$  data items that should be equally distributed among the  $P$  processes, including itself. As this is exactly the opposite operation from the Gather primitive, once modelling the Scatter we have a good approximation with the Gather model, which represents the “Many-to-One” communication pattern.

In the case of Scatter, whose root holds a different message for each process, it is believed that optimal algorithms for homogeneous networks use flat trees [10], and by this reason, the Flat Tree approach is the *default* Scatter implementation in most MPI implementations.

Actually, any other alternative to perform Scatter parallelising the communications requires the transmission of large sets of data to the auxiliary processes, because messages are not identical. Taking for example the Binomial tree, the root will send down the tree “bulk” messages composed by subsets of the total data. Because this strategy allows parallel sends, the completion time could be reduced, but because the “bulk” messages are larger than a simple message, they take more time to be sent. Hence, the efficiency of the Binomial Scatter strategy depends on how good the network deals with large messages, and how the trade-off between parallel sends and transmission of large messages will affect the completion time.

Table 2 presents the communication model we constructed for the strategies presented above, and in this paper we compare Flat Scatter and Binomial Scatter in real experiments. In a first look, a Binomial Scatter is not as efficient as the Flat Scatter, because each node receives from the parent node its message as well as the set of messages it shall send to its successors. On the other hand, the cost to send these “combined” messages (where most part is useless to the receiver and should be forwarded again) may be compensated by the possibility to execute parallel transmissions. As the trade-off between transmission cost and parallel sends is represented in our models, we can evaluate the advantages of each strategy according to the clusters’ characteristics.

### 4.1. Practical Results

In the case of Scatter, we compare the experimental results from Flat and Binomial Scatters with the predictions from their models. Due to our network characteristics, our experiments shown that a Binomial Scatter can be more efficient than Flat Scatter, a fact that

Table 2: Communication models for Scatter

Strategy	Communication Model
Flat Tree	$(P - 1) \times g(m) + L$
Chain	$\sum_{j=1}^{P-1} g(j \times m) + (P - 1) \times L$
Pipelined Chain	$(P - 1) \times (g(m) + L)$
Binomial Tree	$\sum_{j=0}^{\lceil \log_2 P \rceil - 1} g(2^j \times m) + \lceil \log_2 P \rceil \times L$

is not usually explored by traditional MPI implementations. As a Binomial Scatter should balance the cost of combined messages and parallel sends, it might occur, as in our experiments, that its performance outweighs the “simplicity” from the Flat Scatter with considerable gains according to the message size and number of nodes, as shown Figures 7 and 8. In fact, the Binomial Scatter performance depends on the number of processes, which gives its characteristic “stair” shape, while the Flat Tree model, limited by the time the root needs to send successive messages to different nodes (the gap), follows a more linear behaviour. The varying trade-off on the Binomial Scatter algorithm encourages the use of our models to identify which implementation is the better adapted to a specific environment and a set of parameters (message size, number of nodes), as shown in Figure 9.

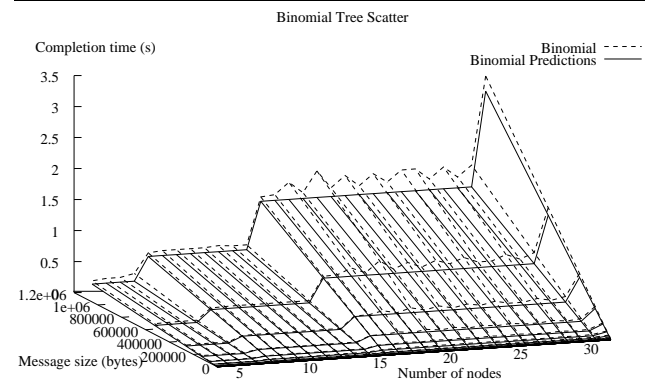


Figure 7: Real and expected performance for the Binomial Scatter

Nevertheless, Figure 9 shows that the models, especially in the case of the Binomial Scatter, could not avoid a certain level of imprecision. We believe that this difference is mostly due to the manipulation of large amount of data, which in the case of the Binomial Scatter is heavily required due to the “combined” messages the nodes receive and forward.

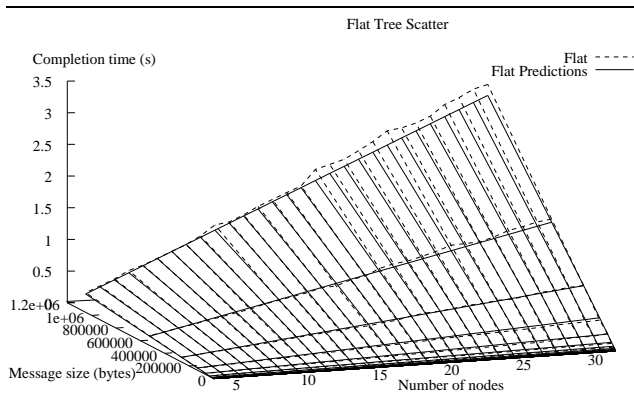


Figure 8: Real and expected performance for the Flat Scatter

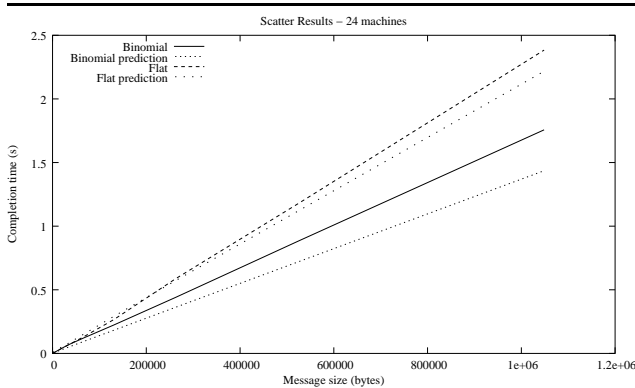


Figure 9: Comparison between Scatter models and real results, for 24 machines

## 5. Many-to-Many: All to All

The most intensive and one of the most important communication patterns for scientific applications is the complete exchange, or All-to-All. There are several concrete problems whose parallel or distributed algorithms alternate periods of computing with periods of data exchange among the processing nodes, with different messages for each other process. Actually, the All-to-All operation performs a transposition of data stored across a set of processes, because every process holds  $m \times P$  data items that should be equally distributed among the  $P$  processes, including itself.

There are many works that focus on the optimisation of All-to-All and its variant All-to-All- $v$ , where messages can have arbitrary sizes. Most of these proposals are adapted only to specific network structures, like meshes, toroids and hypercubes [3]. General solutions, like those found in well known MPI distributions, consider that each process engages a point-to-point

communication with each other, and by consequence, the simplest algorithm for All-to-All is called Direct Exchange, where all sends and receives are started simultaneously.

An example of implementation of the Direct Exchange algorithm is the LAM 6.5.2 MPI\_Alltoall [11]. A problem with this algorithm, however, is that processes usually start communication in the same order, and consequently, may overload a link by simultaneously sending messages to a single process each “round”. Hence, a little optimisation consists on rotating the communication order from each process, as now implemented in both LAM 7.0.4 [12] and MPICH 1.2.5 [16]. In spite of this optimisation, that avoids the overload of a specific process, both strategies do not minimise communication, and by consequence, communication congestion is highly probable when the number of nodes increases.

Thus, a major challenge on modelling the communication performance of the All-to-All operation is the influence of network contention. Models like those presented by [3] are simply extension to the Scatter model that do not take in account the specificities of the All-to-All communication pattern, nor the non-deterministic behaviour of the network contention.

Although non-deterministic behaviours are difficult to model, [4] introduced a simple mean to account contention in shared networks, such as non-switched Ethernet, consisting in a contention factor  $\gamma$  that augments the linear communication model  $T$ :

$$T = l + \frac{b\gamma}{W}$$

where  $l$  is the link latency,  $b$  is the message size and  $W$  is the bandwidth of the link, and  $\gamma$  is equal to the number of processes. Using this approach, they found that this simple contention model greatly enhanced the accuracy of their predictions for essentially zero extra effort.

Similarly, we assume that contention is sufficiently linear to be modelled. Our approach, however, consists on identifying the performance bounds for the All-to-All operation, and deriving a relation between such bounds that fits with the experimental results for the All-to-All operation. As this ratio depends on the network characteristics, it is a “signature” of such network, and therefore can be used in further predictions to obtain results with a considerable precision.

Our performance bounds were also defined as an extension to the Scatter model, but they considered the main restrictions to the communication in the all-to-all pattern, specially the nodes’ capacity to overlap sends and receives. Indeed, we explore the fact that even if

Table 3: Communication bounds for the All-to-All operation

	Communication Model
Upper Bound	$(P - 1) \times g(m) + (P - 1) \times or(m) + L$
Lower Bound	$(P - 1) \times os(m) + (P - 1) \times or(m) + L$

two messages cannot be sent consecutively in less than  $g$  through the same link, it takes only  $os$  to send a message (more specifically, to deliver the message to the network card) and  $or$  to receive it. Consequently, a lower bound represents the capability to access the network interface as soon as the precedent send operation returned, while in the upper bound a node needs to serialise its transmissions due to the link contention. These two limits are represented on Table 3.

### 5.1. Practical Results

To illustrate our approach to represent the All-to-All operation in an environment subjected to network contention, we present, in Figure 10, a comparison among the measured performance for both Direct Exchange algorithm and its optimised version with the predicted performance bounds for a group of 24 machines. It can be observed that both algorithms behave almost identically, and that their performance differs from the "Scatter-based" model (Lower bound) in a non-negligible amount, which indicates the influence of network contention.

In fact, the analysis conducted by Grove [6] indicated that "slow completion times were due to packet losses and their associated TCP/IP retransmit timeout, caused by extreme network load". Another fact that corroborates Grove's observations is the similarity between the Direct Exchange and the Optimised Direct Exchange performances (Figure 11). This result clearly indicates that the contention in our experiments comes from the network itself, and not from the overload of a specific machine.

Therefore, we were able to determine a ratio between the predicted Upper and Lower bounds that provides good predictions on the performance of the All-to-All operation. This contention ratio  $\gamma$  is constant and depends only on the network characteristics, whilst the Lower and Upper bounds depend on the number of processes, giving a predicted performance of:

$$T = Lower + (Upper - Lower) \times \gamma$$

As a result of our practical experiments, the contention ratio that better represents the characteristics

of our network was assumed to be  $\gamma = \frac{2}{3}$ . The predicted performances fit with most of the observed results, with a small variation only in the case of small messages, which are also subjected to the TCP Acknowledgement problem discussed on Section 3.1.

This way, despite the non-deterministic behaviour of the network contention, we adopted a linear approach where a constant factor, characteristic to each network, allows the generation of accurate prediction results.

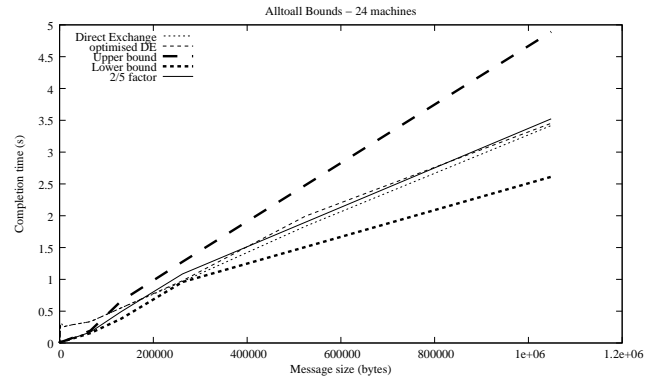


Figure 10: Algorithms performance compared to All-to-All performance bounds, for 24 machines

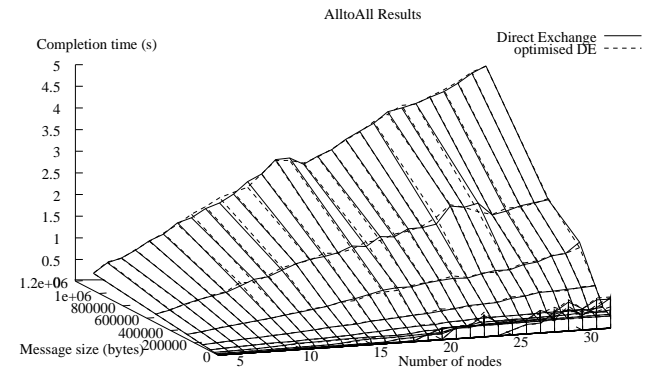


Figure 11: Comparison between two All to All algorithms

## 6. Conclusions and Future Works

Existing works that explore the optimisation of heterogeneous networks usually focus only the optimisation of inter-cluster communication. We do not agree with this approach, and we suggest to optimise both inter-cluster and intra-cluster communication.

For instance, in this paper we propose the use of performance models to decide, among well known tech-



niques for collective communication, which is the better adapted for a specific set of parameters (number of processes, message size).

As our approach suggests the use of communication models to allow a fast performance prediction, its accuracy needed to be validated. Consequently, in this paper we presented three cases that compare the models' predicted performances and the real results for three collective communication patterns - "one-to-all", "personalised one-to-all" and "many-to-many". We verified that the models we construct were accurate enough to predict the performance of the collective communications, and to allow the selection of the implementation strategy that better adapts to our network.

For the modelling of the All-to-All operations, we chose to represent the effects of network contention as a linear factor. Although our experiments demonstrate that linear assumptions were accurate enough to predict the performance of such operation, we agree that this approach does not cover all possibilities in a real environment. Even though, the results presented in this work offers many clues to future investigations on the modelling of communication operations subjected to non-deterministic network contention behaviours.

In parallel, we should continue our research on grid-aware collective communications. We wish to evaluate the accuracy of our models with other network interconnections, like Myrinet, and we are especially interested on the automatic organisation of multi-level collective communications. Hence, our final objective is to integrate both performance prediction and wide-area communication optimisation in a highly automated collective communication library for grid environments.

## References

- [1] R. Barnett, D. Payne, R. van de Geijn, and J. Watts, "Broadcasting on meshes with wormhole routing", *Journal of Parallel and Distributed Computing*, 35(2), pp. 111-122, 1996.
- [2] P. Bhat, C. Raharendra, and V. Prasanna, "Efficient Collective Communication in Distributed Heterogeneous Systems", *Journal of Parallel and Distributed Computing*, vol 63, pp. 251-263, 2003.
- [3] C. Christara, X. Ding and K. Jackson, "An efficient transposition algorithm for distributed memory computers", in *Proc. High Performance Computing Systems and Applications*, 2000, pp. 349-368.
- [4] M. Clement, M. Steed, and P. Crandall, "Network performance modelling for PM clusters", in *Proceedings of Supercomputing*, 1996.
- [5] D. Culler, R. Karp, D. Patterson, A. Sahay, E. Santos, K. Schauer, R. Subramoniam, and T. von Eicken, "LogP - A practical model of parallel computing". *Communications of the ACM*, 39(11), pp. 78-85, 1996.
- [6] D. Grove, "Performance Modelling of Message-Passing Parallel Programs", PhD. Thesis, University of Adelaide, 2003.
- [7] N. T. Karonis, I. Foster, B. Supinski, W. Gropp, E. Lusk, and S. Lacour, "A Multilevel Approach to Topology-Aware Collective Operations in Computational Grids", Technical report ANL/MCS-P948-0402, Mathematics and Computer Science Division, Argonne National Laboratory, 2002.
- [8] T. Kielmann, R. Hofman, H. Bal, A. Plaat, and R. Bhoedjang, "MagPIe: MPI's Collective Communication Operations for Clustered Wide Area Systems", in *Proc. ACM Symposium on Principles and Practice of Parallel Programming*, 1999, pp. 131-140.
- [9] T. Kielmann, H. Bal, and K. Verstoep, "Fast Measurement of LogP Parameters for Message Passing Platforms", in *4th Workshop on Runtime Systems for Parallel Programming*, LNCS Vol. 1800, 2000, pp. 1176-1183.
- [10] T. Kielmann, H. Bal, S. Gorlatch, K. Verstoep, and R. Hofman, "Network Performance-aware Collective Communication for Clustered Wide Area Systems". *Parallel Computing*, 27(11), pp. 1431-1456, 2001.
- [11] LAM-MPI Team. LAM/MPI Version 6.5.2. <http://www.lam-mpi.org/>, 2003.
- [12] LAM-MPI Team. LAM/MPI Version 7. <http://www.lam-mpi.org/>, 2004.
- [13] LAM-MPI Team, "Performance Issues with LAM/MPI on Linux 2.2.x", <http://www.lam-mpi.org/linux/>, 2001.
- [14] J. Loncaric, "Linux TCP Patches to improve acknowledgement policy", <http://research.nianet.org/~josip/LinuxTCP-patches.html>, 2000.
- [15] B. Lowekamp, "Discovery and Application of Network Information", PhD Thesis, Carnegie Mellon University, 2000.
- [16] MPICH Team. MPICH Version 1.2.5. <http://www-unix.mcs.anl.gov/mpi/mpich/>, 2003.
- [17] D. Skillicorn, J. Hill, and W. McColl, "Questions and answers about BSP". *Scientific Programming*, 6(3), pp. 249-274, 1997.
- [18] R. Thakur, W. Gropp, "Improving the Performance of Collective Operations in MPICH", in *Proc. of the Euro PVM/MPI 2003*, LNCS Vol. 2840, 2003, pp. 257-267.
- [19] S. Vadhiyar, G. Fagg, and J. Dongarra, "Automatically Tuned Collective Communications", in *Proc. of Supercomputing 2000*, 2000.
- [20] L. G. Valiant, "A bridging model for parallel computation". *Communications of the ACM*, 33(8), pp. 103-111, 1990.