



**HAL**  
open science

## **P-wave Feshbach resonances of ultra-cold ${}^6\text{Li}$**

J. Zhang, E.G.M. Van Kempen, Thomas Bourdel, L. Khaykovich, J. Cubizolles, F. Chevy, M. Teichmann, L. Tarruell, S.J.J.M.F. Kokkelmans, C. Salomon

► **To cite this version:**

J. Zhang, E.G.M. Van Kempen, Thomas Bourdel, L. Khaykovich, J. Cubizolles, et al.. P-wave Feshbach resonances of ultra-cold  ${}^6\text{Li}$ . 2004. hal-00001687v1

**HAL Id: hal-00001687**

**<https://hal.science/hal-00001687v1>**

Preprint submitted on 13 Jun 2004 (v1), last revised 30 Jul 2004 (v2)

**HAL** is a multi-disciplinary open access archive for the deposit and dissemination of scientific research documents, whether they are published or not. The documents may come from teaching and research institutions in France or abroad, or from public or private research centers.

L'archive ouverte pluridisciplinaire **HAL**, est destinée au dépôt et à la diffusion de documents scientifiques de niveau recherche, publiés ou non, émanant des établissements d'enseignement et de recherche français ou étrangers, des laboratoires publics ou privés.

# P-wave Feshbach resonances of ultra-cold ${}^6\text{Li}$

J. Zhang<sup>a,b</sup>, E. G. M. van Kempen<sup>c</sup>, T. Bourdel<sup>a</sup>, L. Khaykovich<sup>a,d</sup>, J. Cubizolles<sup>a</sup>,  
F. Chevy<sup>a</sup>, M. Teichmann<sup>a</sup>, L. Tarruell<sup>a</sup>, S. J. J. M. F. Kokkelmans<sup>a,c</sup>, and C. Salomon<sup>a</sup>

<sup>a</sup> *Laboratoire Kastler-Brossel, ENS, 24 rue Lhomond, 75005 Paris*

<sup>b</sup> *SKLQOQOD, Institute of Opto-Electronics, Shanxi University, Taiyuan 030006, P.R. China*

<sup>c</sup> *Eindhoven University of Technology, P.O. Box 513, 5600 MB Eindhoven, The Netherlands and*

<sup>d</sup> *Department of Physics, Bar Ilan University, Ramat Gan 52900, Israel.*

(Dated: June 13, 2004)

We report the observation of three p-wave Feshbach resonances of  ${}^6\text{Li}$  atoms in the lowest hyperfine state  $f = 1/2$ . The positions of the resonances are in good agreement with theory. We study the lifetime of the cloud in the vicinity of the Feshbach resonances and show that depending on the spin states, 2- or 3-body mechanisms are at play. In the case of dipolar losses, we observe a non-trivial temperature dependence that is well explained by a simple model.

PACS numbers: 03.75.Ss, 05.30.Fk, 32.80.Pj, 34.50.-s

In the presence of a magnetic field, it is possible to obtain a quasi-degeneracy between the relative energy of two colliding atoms and that of a weakly bound molecular state. This effect, known as a Feshbach resonance, is usually associated with the divergence of the scattering length and is the key ingredient that lead to the recent observation of fermionic superfluids in ultra cold samples of  ${}^6\text{Li}$  [1, 2, 3, 4] and  ${}^{40}\text{K}$  [5]. Up to now these condensed pairs were formed in s-wave channels, however it is known from condensed matter physics that fermionic superfluidity can arise through higher angular momentum pairing: p-wave Cooper pairs have been observed in  ${}^3\text{He}$  [6] and d-wave in high- $T_c$  superconductivity [7]. Although Feshbach resonances involving p or higher partial waves have been found in cold atom systems [8, 9], p-wave atom pairs have never been directly observed.

In this paper we report the observation of three narrow p-wave Feshbach resonances of  ${}^6\text{Li}$  in the lowest hyperfine state  $f = 1/2$ . We measure the position of the resonance as well as the lifetime of the atomic sample for all combinations  $|f = 1/2, m_f\rangle + |f = 1/2, m'_f\rangle$ , henceforth denoted  $(m_f, m'_f)$ . We show that the position of the resonances are in good agreement with theory. In the case of atoms polarized in the ground state  $(1/2, 1/2)$ , the atom losses are due to 3-body processes. We show that the temperature dependence of the losses at resonance cannot be described by the threshold law predicted by [10] on the basis of the symmetrization principle for identical particles. In the case of atoms polarized in  $(-1/2, -1/2)$  or that of a mixture  $(1/2, -1/2)$ , the losses are mainly due to 2-body dipolar losses. These losses show a non trivial temperature dependence, that can nevertheless be understood by a simple theoretical model with only one adjustable parameter. In the  $(1/2, -1/2)$  channel, we take advantage of a sharp decrease of the 2-body loss rate below the Feshbach resonance to present a first evidence for the generation of p-wave molecules.

The p-wave resonances described in these paper have their origin in the same singlet ( $S = 0$ ) bound state that

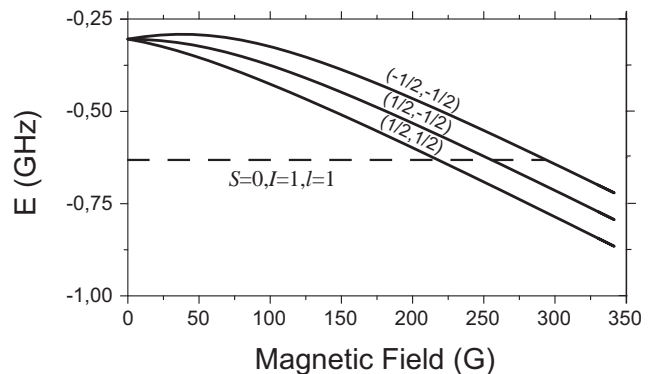


FIG. 1: Coupled channels calculation of p-wave binding energies, which give rise to Feshbach resonances at threshold. The two-atom states (full line) are indicated by their quantum number  $(m_{f_1}, m_{f_2})$ , while the bound state (dashed line) is labelled by the molecular quantum numbers  $S, I$ , and  $l$ .

leads to the s-wave Feshbach resonances located at 543 G and  $\sim 830$  G. The latter has been used to generate stable molecular Bose-Einstein condensates [1, 2, 3, 4]. In order to discuss the origin of these resonances, it is useful to introduce the molecular basis quantum numbers  $S, I$ , and  $l$ , which correspond to the total electron spin  $\mathbf{S} = \mathbf{s}_1 + \mathbf{s}_2$ , total nuclear spin  $\mathbf{I} = \mathbf{i}_1 + \mathbf{i}_2$ , and orbital angular momentum  $\mathbf{l}$ . Furthermore, the quantum numbers must fulfill the selection rule

$$S + I + l = \text{even}, \quad (1)$$

which is a result of the symmetrization requirements of the two-body wave-function. Since the atomic nuclear spin quantum numbers are  $i_1 = i_2 = 1$ , and  $S = 0$ , there are two possibilities for the total nuclear spin in combination with an s-wave ( $l = 0$ ) collision:  $I = 0$  and  $I = 2$ . These two states give rise to the two mentioned Feshbach resonances for atoms colliding in  $(1/2, -1/2)$ . For p-wave ( $l = 1$ ) collisions only  $I = 1$  is possible. This bound state

$(m_{f_1}, m_{f_2})$	Theory (G)	Experiment (G)
(1/2;1/2)	159	160.2(6)
(1/2;-1/2)	185	186.2(6)
(-1/2;-1/2)	215	215.2(6)

TABLE I: Theoretical and experimental values of the magnetic field  $B_F$  at the p-wave Feshbach resonance for  ${}^6\text{Li}$  atoms in  $|f_1 = 1/2, m_{f_1}\rangle$  and  $|f_1 = 1/2, m_{f_2}\rangle$ .

may then give rise to the three p-wave Feshbach resonances of Fig. 1. This threshold state does not suffer from exchange decay, and is therefore relatively stable. Our predicted resonance field values  $B_F$  result from an analysis which takes into account the most recent experimental data available for  ${}^6\text{Li}$ . The calculation has been performed for all spin channels  $|f = 1/2, m_f\rangle + |f = 1/2, m'_f\rangle$  and a typical experimental collision energy of  $15 \mu\text{K}$ . A more detailed analysis will be published elsewhere [11].

Experimentally, we probe these p-wave resonances using the experimental setup described in previous papers [12, 13]. After evaporative cooling in the magnetic trap, we transfer  $\sim 5 \times 10^5$  atoms of  ${}^6\text{Li}$  in  $|f = 3/2, m_f = 3/2\rangle$  in a far-detuned crossed optical trap at low magnetic field. The maximum power in each arm is  $P_h^0 = 2 \text{ W}$  and  $P_v^0 = 3.3 \text{ W}$  in the horizontal and vertical beam respectively and corresponds to a trap depth of  $\sim 80 \mu\text{K}$ . The oscillation frequencies measured by parametric excitation are respectively  $\omega_x = 2\pi \times 2.4(2) \text{ kHz}$ ,  $\omega_y = 2\pi \times 5.0(3) \text{ kHz}$ ,  $\omega_z = 2\pi \times 5.5(4) \text{ kHz}$ , where the  $x$  (resp.  $y$ ) direction is chosen along the horizontal (resp. vertical) beam. A first radiofrequency (rf) sweep brings the atoms to  $|f = 1/2, m_f = 1/2\rangle$  and, if necessary, we perform a second rf transfer to prepare the mixture  $(1/2, -1/2)$  or the pure  $(-1/2, -1/2)$ . The variable magnetic field  $B$  is the sum of two independent fields  $B_0$  and  $B_1$ .  $B_0$  offers a wide range of magnetic field while  $B_1$  can be switched off rapidly. After the radio-frequency transfer stage, we ramp the magnetic field to  $B_0 \sim 220 \text{ G}$  with  $B_1 \sim 8 \text{ G}$  in 100 ms. When needed, we reduce in 100 ms the power of the trapping beams to further cool the atoms. For the coldest samples, we obtain at the end of this evaporation sequence  $N \sim 10^5$  atoms at a temperature  $\sim 5 \mu\text{K}$ . This corresponds to a ratio  $T/T_F \sim 0.5$ , where  $k_B T_F = \hbar(6N\omega_x\omega_y\omega_z)^{1/3}$  is the Fermi energy of the system. To reach the Feshbach resonance, we reduce  $B_0$  in 4 ms to its final value  $B_{0,f} \sim B_F$ , near the Feshbach resonance. At this stage, we abruptly switch off  $B_1$  so that the total magnetic field is now close to resonance. After a waiting time in the trap  $t_{\text{wait}} = 50 \text{ ms}$ , we measure the remaining atom number by time of flight imaging.

We show in Fig. 2 the dependence of the atom number on the final value of  $B_{0,f}$  in the case of the spin mixture  $(1/2, -1/2)$  at a temperature  $T \sim 14 \mu\text{K}$ . As expected

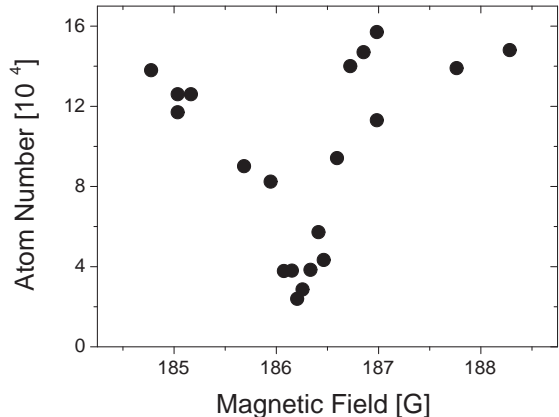


FIG. 2: Atom number vs. magnetic field  $B_{0,f}$  after a 50 ms wait for atoms in the spin mixture  $(1/2, -1/2)$  at  $T \sim 14 \mu\text{K}$ . The sharp drop close to  $B_0 \sim 186 \text{ G}$  over a range  $\simeq 0.5 \text{ G}$  is the signature of the p-wave Feshbach resonance predicted by theory.

from theory, we observe a sharp drop of the atom number for values of the magnetic field close to 186 G. The other two p-wave Feshbach resonances have a similar loss signature. Tab. I shows that for all spin channels, the resonance positions are in good agreement with predictions.

To evaluate the possibility of keeping p-wave molecules in our trap, we have studied the lifetime of the gas sample at the three Feshbach resonances. We have measured the number  $N$  of atoms remaining in the trap after a variable time  $t_{\text{wait}}$ . Accounting for 2 and 3-body processes only,  $N$  should follow the rate equation

$$\frac{\dot{N}}{N} = -G_2 \langle n \rangle - L_3 \langle n^2 \rangle, \quad (2)$$

where  $n$  is the atom density and  $\langle n^a \rangle = \int d^3r n^{a+1}/N$  ( $a = 1, 2$ ) is calculated from the classical Boltzmann distribution. In this equation, we can safely omit one-body losses since the measured decay time is  $\sim 100 \text{ ms}$ , much smaller than the one body lifetime  $\sim 30 \text{ s}$ .

In the  $(1/2, 1/2)$  channel, we find that 3-body losses are dominant. The dependence of  $L_3$  with temperature is very weak (Fig. 3.a). A theoretical calculation of the temperature dependence of 3-body loss rate has been performed in [10] and it predicts that in the case of indistinguishable fermions  $L_3$  should be proportional to  $T^\lambda$ , with  $\lambda \geq 2$ . Although this prediction seems in disagreement with our experimental results, the analysis of [10] relies on a Wigner threshold law, *i.e.* a perturbative calculation based on the Fermi golden rule. At the Feshbach resonance where the scattering cross-section is expected to

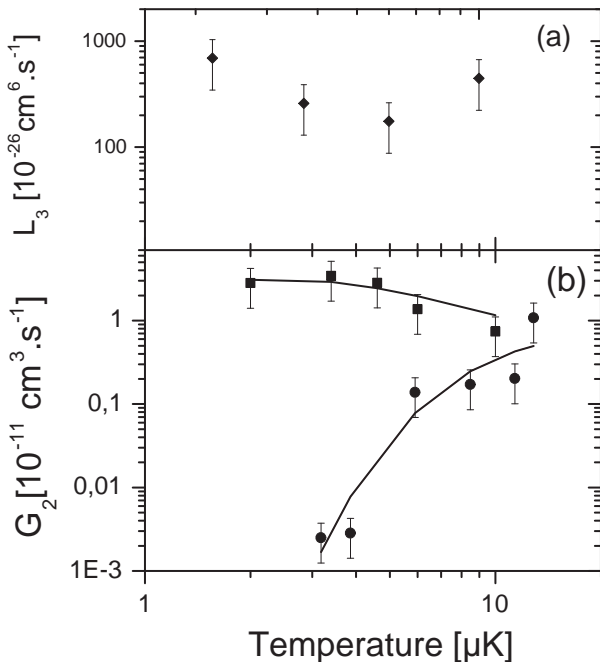


FIG. 3: Variations of 3-body (a) and 2-body (b) loss rates vs temperature at the Feshbach resonance. (a):  $\blacklozenge$ : atoms in the Zeeman ground state  $|f = 1/2, m_f = 1/2\rangle$ ,  $B_{0,f} \sim 159$  G. (b):  $\blacksquare$ : atoms polarized in  $|f = 1/2, m_f = -1/2\rangle$ ,  $B_{0,f} \sim 215$  G.  $\bullet$ : mixture  $|f = 1/2, m_f = 1/2\rangle + |f = 1/2, m_f = -1/2\rangle$ ,  $B_{0,f} \sim 186$  G. In both cases, the full line is a fit to the data using prediction of Eq. 4 with the magnetic field as the only fitting parameter.

diverge, this simplified treatment is not sufficient. This suggests that 3-body processes must be described by a more refined formalism, analogous to the unitary limited treatment of the s-wave elastic collisions [14]. To confirm this assumption, we have compared the loss-rates at two given temperatures for various values of the magnetic field (Fig. 4). As seen before, we observe no significant variation of  $L_3$  with temperature near resonance. However, when the magnetic field is tuned out of resonance, we recover a dependence in agreement with [10].

In contrast to s-wave Feshbach resonances where dipolar losses are forbidden in the  $f = 1/2$  manifold [15], the losses at resonance are found to be dominantly 2-body in the  $(1/2, -1/2)$  and  $(-1/2, -1/2)$  channels. The variations of the 2-body loss rate with temperature are displayed in Fig. 3.b. The temperature dependence appears very different in the two cases. We show now that this is the consequence of a strong sensitivity to magnetic field detuning from resonance, rather than a specific property of the states involved. In an extension of the work presented in [16], we describe inelastic collisions by two non interacting open channels coupled to a single p-wave molecular state [17]. The 2-body loss rate at energy  $E$  is then given by

$(m_{f_1}, m_{f_2})$	$K$ $\text{cm}^3 \cdot \mu\text{K} \cdot \text{s}^{-1}$	$\gamma$ $\mu\text{K}$	$\mu$ $\mu\text{K} \cdot \text{G}^{-1}$
$(1/2, -1/2)$	$1.21 \times 10^{-13}$	0.05	117
$(-1/2, -1/2)$	$7.33 \times 10^{-13}$	0.08	111

TABLE II: parameters characterizing the 2-body loss rates for  $(1/2, -1/2)$  and  $(-1/2, -1/2)$  spin channels.

$$g_2(E) = \frac{KE}{(E - \delta)^2 + \gamma^2/4}. \quad (3)$$

Here  $\delta = \mu(B - B_F)$  is the detuning to the Feshbach resonance and  $K$ ,  $\mu$  and  $\gamma$  are phenomenological constants depending on the microscopic details of the potential. For each channel, these parameters are estimated from our coupled-channel calculation (Tab. II). To compare with experimental data, Eq. (3) is averaged over the thermal energy distribution and for  $\delta > 0$  and  $\delta \gg \gamma$  we get:

$$G_2 \sim 4\sqrt{\pi} \frac{K}{\gamma} \left( \frac{\delta}{k_B T} \right)^{3/2} e^{-\delta/k_B T}. \quad (4)$$

Eq. 4 is used to fit the data of Fig. 3.b, with  $B - B_F$  as the only fitting parameter. We get a fairly good agreement if we take  $B - B_F = 0.04$  G (resp. 0.3 G) for the  $(-1/2, -1/2)$  (resp.  $(1/2, -1/2)$ ) channel, illustrating the extreme sensitivity of  $G_2$  to detuning and temperature. Another interesting feature of Eq. 4 is that it predicts that the width  $\delta B$  of the Feshbach resonance, as measured by atom losses, should scale like  $k_B T / \mu$ . For a typical temperature  $T \sim 15$   $\mu\text{K}$ , this yields  $\delta B \sim 0.15$  G, in agreement with the resonance width shown in Fig. 2.

From Eq. 4, we also see that  $G_2$  nearly vanishes at the Feshbach resonance  $\delta = 0$ . An exact calculation actually yields  $G_2(\delta = 0) \propto K k_B T$ . The ratio between the maximum two body loss rate ( $\delta = 3k_B T/2$ ) and that at  $\delta = 0$  is  $\sim k_B T / \gamma \sim 10^2$  for  $\sim 10$   $\mu\text{K}$ . In the region  $\delta < 0$  where we expect to form molecules, we benefit from a  $1/\delta^2$  further reduction of the 2-body losses.

We have checked the production of molecules in the  $(1/2, -1/2)$  channel by using the scheme presented in [12, 19]. We first generate molecules in state  $|S = 0, I = 1, l = 1\rangle$  by ramping in 20 ms the magnetic field from  $190 \text{ G} > B_F$  to  $B_{\text{nuc}} = 185 \text{ G} < B_F$ . At this stage, we can follow two paths before detection (Fig. 5). Path 1 permits to measure the number  $N_1$  of free atoms: by ramping *down* in 2 ms the magnetic field from 185 G to 176 G, we convert the molecules into deeply bound molecular states that decay rapidly by 2-body collisions. Path 2 gives access to the total atom number  $N_2$  (free atoms + atoms bound in p-wave molecules). It consists in ramping *up* the magnetic field in 2 ms from  $B_{\text{nuc}}$  to

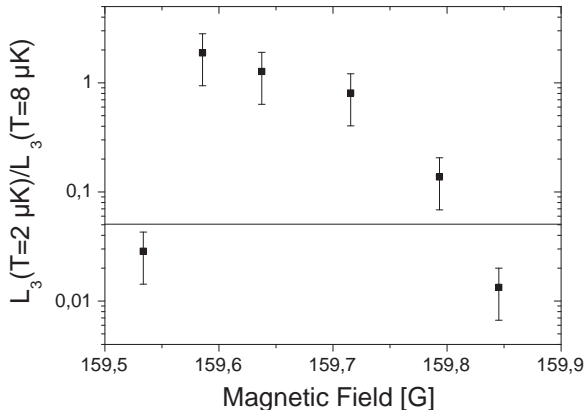


FIG. 4: Ratio  $L_3(T = 2\mu\text{K})/L_3(T = 8\mu\text{K})$  of the three body decay rate for two different temperatures for a gas of atoms polarized in  $|f = 1/2, m_f = 1/2\rangle$ . Full line: threshold law  $L_3 \sim T^2$ .

202 G  $> B_F$  to convert the molecules back into atoms. Since the atoms involved in molecular states appear only in pictures taken in path 2, the number of molecules in the trap is  $(N_2 - N_1)/2$ . In practice, we average the data of 25 pictures to compensate for shot to shot atom number fluctuations and we get  $N_1 = 7.1(5) \times 10^4$  and  $N_2 = 9.1(7) \times 10^4$  which corresponds to a molecule fraction  $1 - N_1/N_2 = 0.2(1)$ .

Since the dramatic reduction of inelastic losses close to a s-wave Feshbach resonance [20] was a key ingredient to the recent observation of fermionic superfluids, the formation of stable atom pairs requires a full understanding of the decay mechanisms at play close to a p-wave resonance. In this paper we have shown that in the particular case of 2-body losses, the maximum losses take place when the detuning is positive. Since stable dimers are expected to be generated for negative detuning, dipolar losses should not present a major hindrance to further studies of p-wave molecules.

S.K. acknowledges supported from the Netherlands Organisation for Scientific Research (NWO). E.K. acknowledges support from the Stichting FOM, which is financially supported by NWO. This work was supported by CNRS, and Collège de France. Laboratoire Kastler Brossel is *Unité de recherche de l'École Normale Supérieure et de l'Université Pierre et Marie Curie, associée au CNRS*.

- [1] S. Jochim, *et al.*, Science **302**, 2101 (2003).
- [2] M. W. Zwierlein, *et al.*, Phys. Rev. Lett. **91**, 250401 (2003).
- [3] T. Bourdel *et al.*, cond-mat/0403091.
- [4] J. Kinast *et al.*, Phys. Rev. Lett. **92**, 150402 (2004).
- [5] M. Greiner, C. A. Regal, and D. S. Jin, Nature **426**, 537 (2003).
- [6] D. M. Lee, Rev. Mod. Phys. **69**, 645 (1997).
- [7] C. C. Tsuei and J. R. Kirtley, Phys. Rev. Lett. **85**, 182 (2000).
- [8] C. A. Regal *et al.* Phys. Rev. Lett. **90**, 053201 (2003).
- [9] T. Weber *et al.*, Phys. Rev. Lett. **91**, 123201 (2003).
- [10] B. D. Esry, C. H. Greene, and H. Suno, Phys. Rev. A **65**, 010705 (2002).
- [11] E. G. M. van Kempen *et al.*, to be published.
- [12] J. Cubizolles, *et al.*, Phys. Rev. Lett. **91**, 240401 (2003).
- [13] T. Bourdel, *et al.*, Phys. Rev. Lett. **91**, 020402 (2003).
- [14] H. Suno, B. D. Esry, and C. H. Greene, Phys. Rev. Lett. **90**, 053202 (2003).
- [15] K. Dieckmann *et al.*, Phys. Rev. Lett. **89**, 203201 (2002).
- [16] M. Holland, *et al.*, Phys. Rev. Lett. **87**, 120406 (2001).
- [17] We also neglect the splitting between the different  $m_l$  predicted by [18].
- [18] C. Ticknor *et al.*, Phys. Rev. A **69**, 042712 (2004).
- [19] C. A. Regal *et al.*, Nature **424**, 47 (2003).
- [20] D. S. Petrov, Phys. Rev. A, **67**, 010703 (2003).

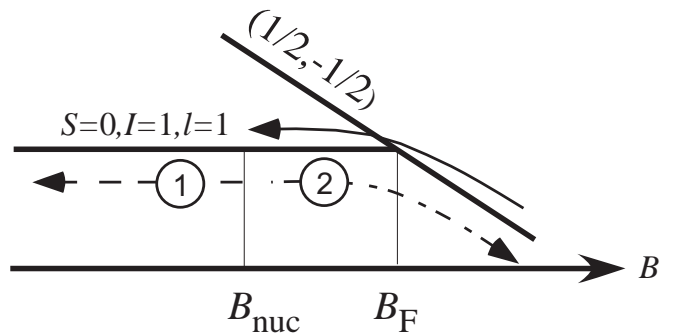


FIG. 5: Molecules are generated by ramping from a magnetic field higher than  $B_F$  to  $B_{\text{nuc}} < B_F$ . From there, two paths are used. In path 1 (dashed line), the magnetic field is decreased to create tightly bound molecules that will not appear on absorption images. In path 2 (dash dotted), the magnetic field is ramped up across resonance to dissociate the molecules. The efficiency of the molecule production is simply given by  $(1 - N_1/N_2)$  where  $N_i$  is the atom number measured after path  $i$ .