



**HAL**  
open science

## Perturbing the topology of the Game of Life increases its robustness to asynchrony

Nazim A. Fatès, Michel Morvan

► **To cite this version:**

Nazim A. Fatès, Michel Morvan. Perturbing the topology of the Game of Life increases its robustness to asynchrony. 2004, Amsterdam, pp.111 - 120, 10.1007/b102055 . hal-00001632v2

**HAL Id: hal-00001632**

**<https://hal.science/hal-00001632v2>**

Submitted on 16 Jul 2004

**HAL** is a multi-disciplinary open access archive for the deposit and dissemination of scientific research documents, whether they are published or not. The documents may come from teaching and research institutions in France or abroad, or from public or private research centers.

L'archive ouverte pluridisciplinaire **HAL**, est destinée au dépôt et à la diffusion de documents scientifiques de niveau recherche, publiés ou non, émanant des établissements d'enseignement et de recherche français ou étrangers, des laboratoires publics ou privés.

# Perturbing the Topology of the Game of Life Increases its Robustness to Asynchrony

Nazim Fatès<sup>1</sup> and Michel Morvan<sup>1,2</sup>

<sup>1</sup> ENS Lyon - LIP

UMR CNRS - ENS Lyon - UCB Lyon - INRIA 5668  
46, allée d'Italie - 69 364 Lyon Cedex 07 - France.

<sup>2</sup> Institut Universitaire de France

{Nazim.Fatès}, {Michel.Morvan}@ens-lyon.fr

**Abstract.** An experimental analysis of the asynchronous version of the “Game of Life” is performed to estimate how topology perturbations modify its evolution. We focus on the study of a phase transition from an “inactive-sparse phase” to a “labyrinth phase” and produce experimental data to quantify these changes as a function of the density of the initial configuration, the value of the synchrony rate, and the topology missing-link rate. An interpretation of the experimental results is given using the hypothesis that initial “germs” colonize the whole lattice and the validity of this hypothesis is tested.

## 1 Introduction

Cellular automata were originally introduced by von Neumann in order to study the logical properties of self-reproducing machines. Following Ulam’s suggestions, the requirements he made for constructing such a machine was the discreteness of space using cells, discreteness of time using an external clock, the symmetry of the rules governing cells interaction, and the locality of these interactions; it resulted in the birth of the cellular automaton (CA) model. In order to make the self-reproduction not trivial he also required that the self-reproducing machine should be computation-universal (e.g., [13]). The resulting CA used 29 elementary states for each cell and updates used 5 neighbors. Later on, Conway introduced a CA called “Game of Life” or simply *Life* which was also proved to be computation universal [2]. This CA is simpler than von Neumann’s in at least two ways: the local rule uses only two states and it can be summarized with by sub-rules (birth and death rules).

However, the question remained open to know what is the importance of perfect synchrony on a CA behavior. Indeed, since the first study on the effects of asynchronous update carried out by Ingerson and Buvel [6], many criticisms have been addressed to the use of the CA as models of natural phenomena. Some authors investigated, using various techniques, how synchrony variations changed CA qualitative behavior [6], [10], [3], [5], [14], [8]. All studies agree on the

fact that for some CA, there are situations in which small changes in the update method lead to qualitative changes of the evolution of the CA, thus showing the need for further studies of robustness to asynchronism. Similarly, some authors investigated the effect of perturbing the topology (i.e., the links between cells) in one dimension [11] by adding links, or in two dimensions with small-world construction algorithms [15], [9]. Here too, the studies showed that robustness to topology changes was a key factor in the CA theory and that some CA showed “phase transitions” when varying the intensity of the topology perturbation.

The aim of this work is to question, in the case of *Life*, the importance of the two hypotheses used in the classical CA paradigm: what happens when the CA is no longer perfectly synchronous and when the topology is perturbed? In Section 2, we present the model and describe the qualitative behavior induced by the introduction of asynchronism and/or topology perturbations. In Section 3.1, we observe that (i) *Life* is sensitive to asynchronism; (ii) robust to topology perturbations and (iii) that the robustness to asynchronism is increased when the topology characteristics become irregular. Section 3.2 is devoted to presenting a rigorous experimental validation and exploration of these phenomena for which a potential explanation based on the notion of “germ” development is discussed and studied in Section 4.

## 2 The Model

Classically, *Life* is run on a regular subset of  $\mathbb{Z}^2$ . For simulation purposes, the configurations are finite squares with  $N \times N$  cells and the neighborhood of each cell is constituted of the cell itself and the 8 nearest neighbors (Moore neighborhood). We use periodic boundary conditions meaning that all cell position indices are taken in  $\mathbb{Z}/N\mathbb{Z}$ . The type of boundary conditions does play an important role at least for small configurations as shown in [4].

*Life* belongs to the outer-totalistic (e.g., [12], [11]) class of CA: the local transition rule  $f$  is specified as a function of the present state  $q(c)$  and of the number  $S_1(c)$  of cells with states 1 in the neighborhood. The *Life* transition function  $f(q, S_1)$  can be written:

$$f(0, S_1) = 1 \text{ if } S_1 = 3 ; f(0, S_1) = 0 \text{ otherwise,} \quad (\text{birth rule})$$

$$f(1, S_1) = 1 \text{ if } S_1 = 2 \text{ or } S_1 = 3; f(1, S_1) = 0 \text{ otherwise.} \quad (\text{death rule})$$

In the sequel, we consider *Life* as an asynchronous cellular automaton (ACA) acting on a possibly perturbed topology.

There are several asynchronous dynamics: one may, for example update cells one by one in a fixed order from left to right and from bottom to top. This update method is called “line-by-line sweep” [14] and it has been shown that this type of dynamics introduce spurious behaviors due to the correlation between the spatial arrangement of the cells and the spatial ordering of the updates. These correlations can only be suppressed with a random updating of the cells. In

this work, we choose to examine only one type of asynchronism which consists in applying the local rule, for each cell independently, with probability  $\alpha$ . The parameter  $\alpha$  is called the “synchronicity” [5] or the *synchrony rate*; one can also view it as a parameter that would control the evolution of a probabilistic cellular automata (PCA) where the transition function results in applying *Life* rule with a probability  $\alpha$  and the identity rule with probability  $1 - \alpha$ .

We choose to perturb topology by definitely removing links between cells. Let  $G_0 = (\mathcal{L}, E_0)$  be the oriented graph that represents cells interactions:  $(c, c') \in E$  if and only if  $c'$  belongs to neighborhood of  $c$ . The graph with perturbed topology  $G = (\mathcal{L}, E)$  is obtained by examining each cell  $c \in \mathcal{L}$  and, for each cell in the neighborhood of  $c$  and removing the link  $(c, c')$  with a probability  $\epsilon^-$ ; the parameter  $\epsilon^-$  is called *missing-link rate*. Note that, as the local function is expressed in an outer-totalistic mode, we can still apply it on neighborhoods of various sizes. The definition we use induces an implicit choice of behavior in the case where a link is missing : the use of  $S_1$  in the local rule definition implies that the cell will consider missing cells of the neighborhood as being in state 0. Other choices would have been possible; for example assuming this state to be 1 or the current value of the cell itself.

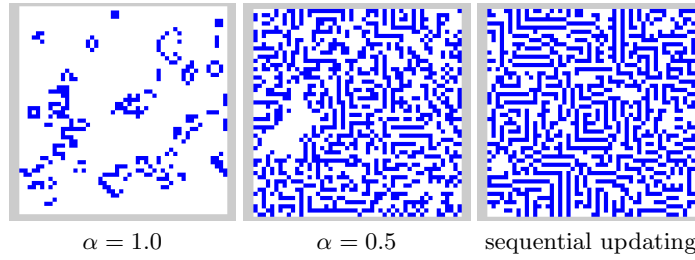
### 3 Observations and Measures

#### 3.1 Qualitative Observations

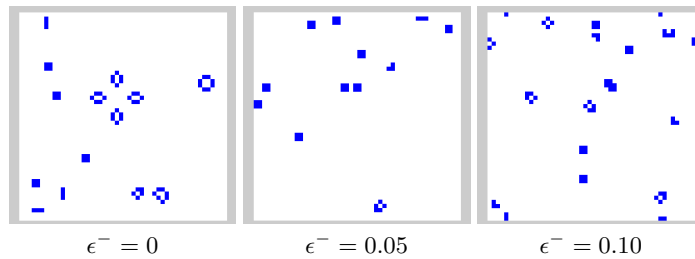
Figure 1 shows that the behavior of *Life* depends on the synchrony rate  $\alpha$ : a phase with labyrinthine shapes appears when  $\alpha$  is lowered. Bersini and Detours studied this phenomenon and noticed that the asynchronous (sequential) updating of *Life* was significantly different from the (classical) synchronous version in that sense that a “labyrinth phase” (denoted by LP) appeared (see Fig. 1 below). For small lattice dimensions, they observed the convergence of this phase to a fixed point and concluded that asynchrony had a stabilizing effect on *Life* [3].

The phase transition was then measured with precision by Blok and Bergersen, who used the final density (i.e, the fraction of 1’s sites) as a means of quantifying the phase transition. They measured the value  $\alpha_c$  for which the phase transition was to be observed and found  $\alpha_c = 0.91$  [5]. They showed that the type of phase transition is *continuous* (or a second-order transition): when  $\alpha$  is decreased from  $\alpha = 1.0$  to  $\alpha = \alpha_c$ , no change is observed in terms of the values of the average density. When we have  $\alpha < \alpha_c$  the “labyrinth phase” gradually appears and the average density starts increasing in a continuous way. It is thus *the derivative* of the density that shows discontinuity rather than the function itself.

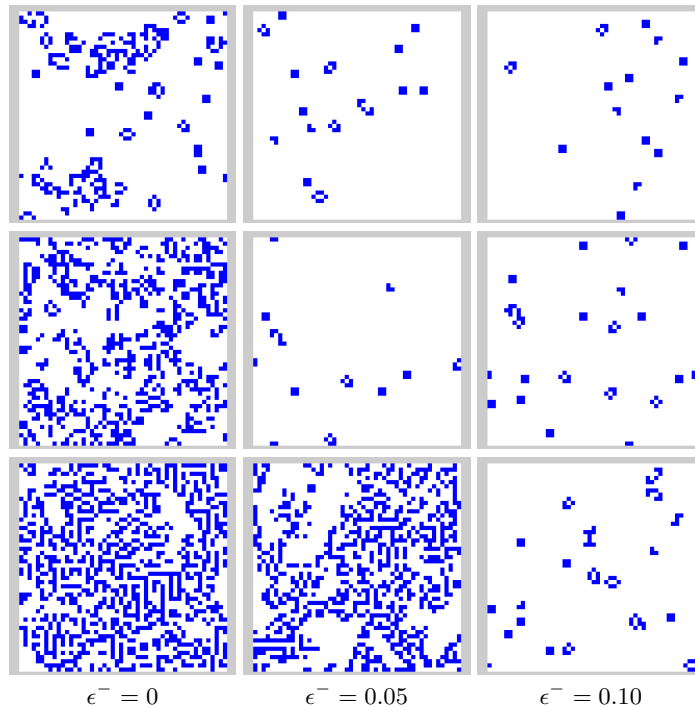
Figure 2 shows that the removal of links between cells does not qualitatively perturb the aspect of the final configurations attained. So, according to the observation of steady states, synchronous *Life* seems somehow robust to topology perturbations. However, we also noticed that the transients are much shorter in presence of topology errors: for  $N = 50 \times 50$ , the order of magnitude of transients are  $T = 1000$  for  $\epsilon^- = 0$  and  $T = 100$  for  $\epsilon^- = 0.1$ .



**Fig. 1.** *Life* configurations for  $N = 50 \times 50$ , after  $T = 100$  time steps, starting from a random configuration of density  $d_{\text{ini}} = 0.5$ . In the sequential updating, cells are randomly updated one after another.



**Fig. 2.** *Life* configurations for synchronous evolution ( $\alpha = 1.00$ ) with  $N = 50 \times 50$ , after  $T = 1000$  time steps, starting from a random configuration of density  $d_{\text{ini}} = 0.5$ .



**Fig. 3.** *Life* configurations for  $N = 50 \times 50$ , after  $T = 1000$  time steps, starting from a random configuration of density  $d_{\text{ini}} = 0.5$ : (up)  $\alpha = 0.90$  (middle)  $\alpha = 0.75$  (bottom)  $\alpha = 0.50$ . The figure in the upper-left corner shows that the system is still in a transient mode.

Figure 3 shows what happens when both asynchronism and topology perturbations are added. Rows of Fig. 3 display the behavior with a fixed synchrony rate  $\alpha$  and columns display the behavior with a fixed missing-link rate  $\epsilon^-$ . We see that increasing topology errors from  $\epsilon^- = 0$  to  $\epsilon^- = 0.05$  makes the phase transition occur for a higher value of synchrony rate  $\alpha_c$ . With a further increase from  $\epsilon^- = 0.05$  to  $\epsilon^- = 0.10$ , the phase transition cannot be observed any more, at least for the selected values of  $\alpha$ .

This demonstrates that both parameters  $\epsilon^-$  and  $\alpha$  control the phase transition between the “inactive-sparse phase” [9] and the “labyrinth phase” (LP). The next section is devoted to quantitatively measure the interplay of these two control parameters.

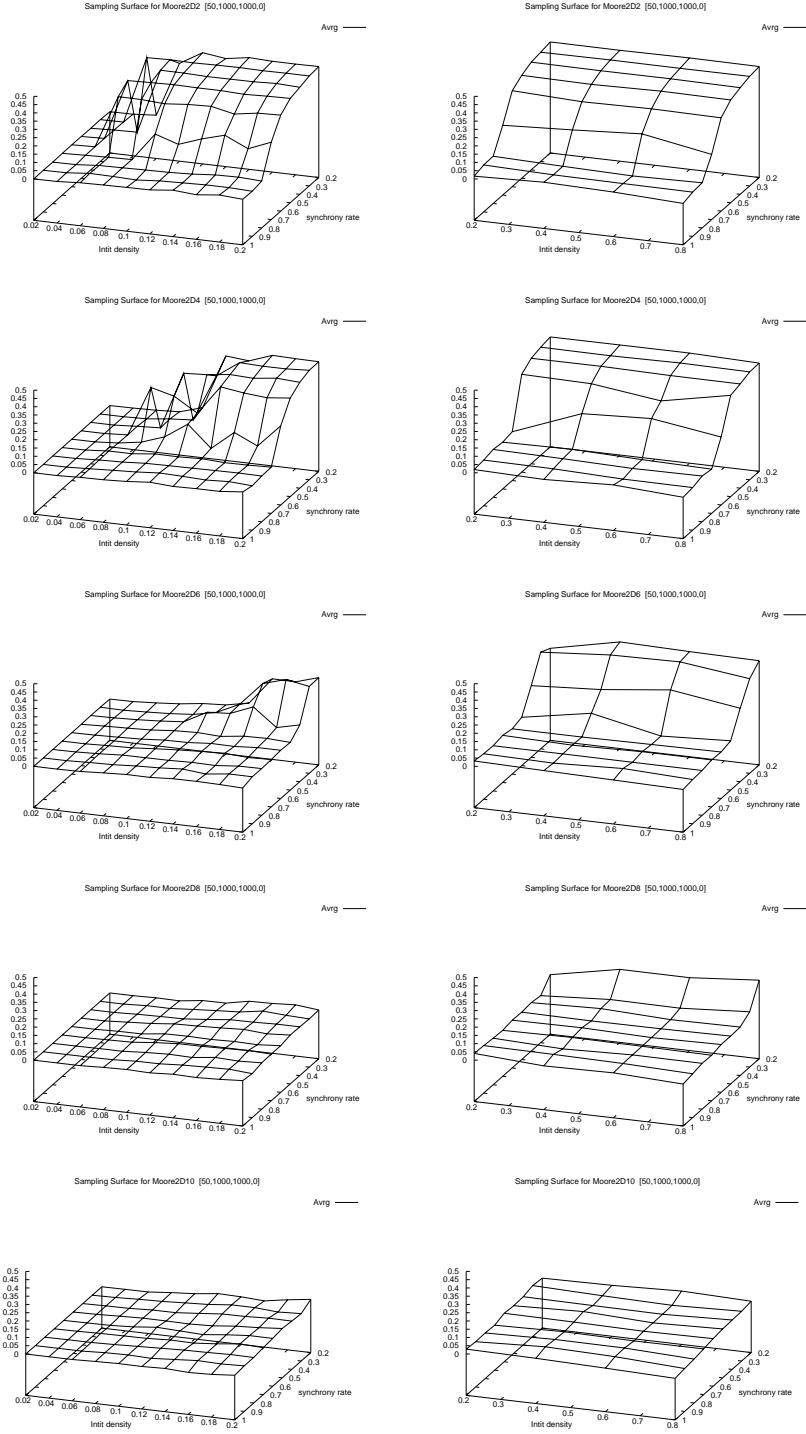
### 3.2 Quantitative Approach

To detect the apparition of the labyrinth phase (LP), we need to look at the configurations by eye or to choose an appropriate macroscopic measure. Clearly, a configuration in LP contains much more 1's than a configuration in the “inactive-sparse phase” ([9]). This leads us to quantify the change of behaviour using the measurement of the “steady-state density” (i.e. the average density after a transient time has elapsed). This method has been chosen by various authors (e.g. Blok and Bergersen [5]) and it has been applied to exhaustively study both the dynamics [7] and the robustness to asynchronism [8] of one dimensional elementary cellular automata.

We define the steady-state density  $\rho(d_{\text{ini}}, \alpha)$  using the sampling algorithm defined in [8]: Starting from a random initial configuration constructed with a Bernoulli process of parameter  $d_{\text{ini}}$ , we let the ACA evolve with a synchrony rate  $\alpha$  during a transient time  $T_{\text{transient}}$  then we measure the value of the density during a sampling time  $T_{\text{sampling}}$ . The value of  $\rho$  is the average of the sampled densities.

The sampling operation results in the definition of a function  $\rho(d_{\text{ini}}, \alpha)$  that can be represented in the form of a “sampling surface”. This surface contains part of the information on how the behaviour of a CA is affected by asynchronism. Figure 4 shows the experimental results obtained for  $N = 50 \times 50$ ,  $T_{\text{transient}} = 1000$ ,  $T_{\text{sampling}} = 1000$ . The transient time  $T_{\text{transient}}$  is chosen according to the observations made in [1] where equivalent transient times were found for greater lattice sizes.

Let us first look at what happens for  $d_{\text{ini}} \in [0.2, 0.8]$  (right column of Fig. 4). The invariance of the surface relatively to the  $d_{\text{ini}}$ -axis shows that the macroscopic behavior of *Life* does not depend on the value of this parameter within this range. The upper right corner of Fig. 4 shows that for  $\epsilon^- = 0$  (regular topology), the phase transition occurs for  $\alpha_c \sim 0.90$  as expected [5]. However, when  $\epsilon^-$  increases, experiments show that  $\alpha_c$  also decreases. This means that the settlement of LP becomes more difficult as links are removed; this can be interpreted as an increase of the robustness to asynchrony. We can observe that for  $\epsilon^- = 0.10$ , the surface is flat and horizontal, which means that the behavior is



**Fig. 4.** Sampling surfaces for  $\epsilon^- = [0 \cdots 0.10]$ ,  $N = 50 \times 50$ ,  $T_{\text{transient}} = 1000$ ,  $T_{\text{sampling}} = 1000$ . The left column has a different range for  $d_{\text{ini}}$  to focus on the behavior for small initial densities.

not anymore perturbed by asynchronism (at least if we consider our observation function).

The left column of Fig. 4 shows the behavior of *Life* for  $d_{\text{ini}} \in [0, 0.2]$ . We observe two different abrupt change of behaviors. On the one hand, there is a value of  $d_{\text{ini}}^c$  which separates the “inactive-sparse phase” and LP. On the other hand, the value of  $d_{\text{ini}}^c$  increases as  $\epsilon^-$  increases. This means that LP becomes more difficult to reach when links are removed; which again can be interpreted as a gain of robustness.

Experiments were held for various lattice sizes and allowed to control that the sampling surface aspect was stable with  $N$ ; we however observed that when  $\epsilon^-$  and  $\alpha$  are fixed, the value of  $d_{\text{ini}}^c$  is a decreasing function of  $N$ .

All the previous phenomena may be the consequence of multiple intricate factors. In the next section, we study the evolution of so called “micro-configurations” put in an empty array and propose a first hypothesis in the direction of understanding these behaviors.

## 4 Micro-configurations Analysis

### 4.1 Experiments

The observation of the settlement of LP shows that it can develop from very localized parts of the lattice and then spreads across the lattice until it fills it totally. By analogy with a crystal formation, we call “germs” these particular configurations that have the possibility to give birth to an invasive LP. We investigate the existence of germs by performing an exhaustive study of the potential evolution of *micro-configurations*, i.e.  $3 \times 3$  configurations that are placed in an empty array. There are 512 such configurations and we experimentally quantify, for each one, the probability that it becomes a germ. Our goal is to infer the behavior of the whole structure from the evolution of these micro-configurations.

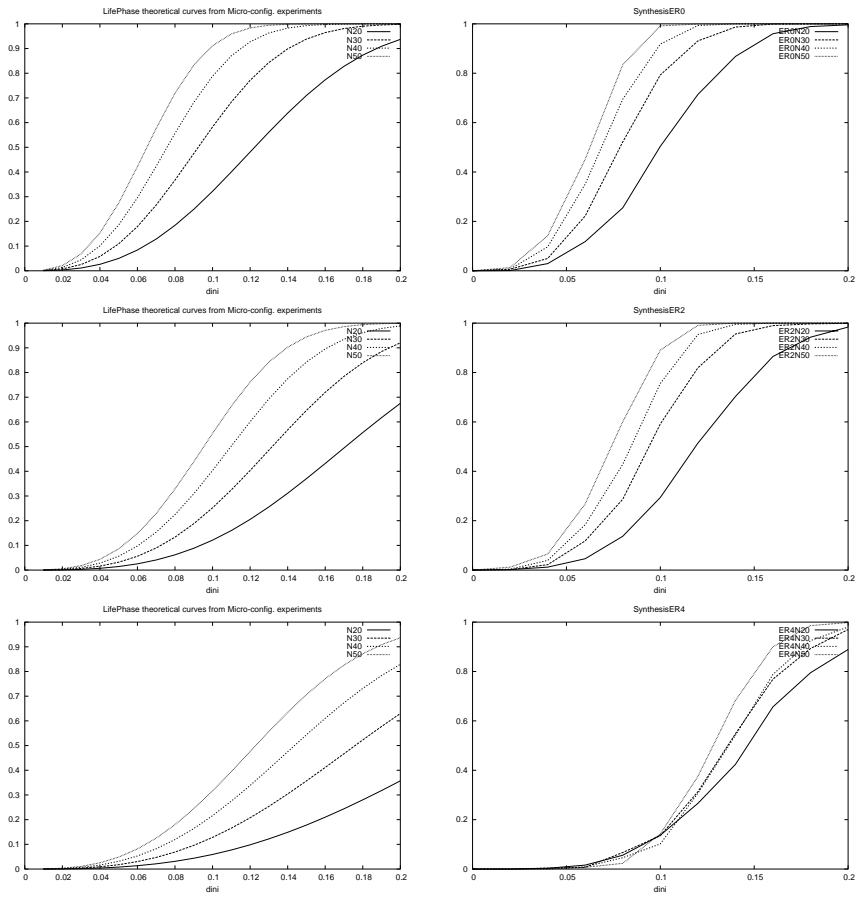
Setting the synchrony rate to  $\alpha = 0.5$ , we used the following algorithm: For every micro-configuration  $i \in I$ , (a) we initialize the lattice  $N \times N$  with  $i$ , and (b) we let the CA evolve until it reaches a fixed point or until it reaches LP. We repeat  $S = 1000$  times operations (a) and (b) for the same initial micro-configuration but for a different update histories. We consider that the CA has reached LP if the density is greater or equal than a limit density  $d_\infty = 0.1$ . Indeed, we observed that if the CA was able to multiply the number of 1’s from the micro-configuration to a constant ratio of the lattice, then it will almost surely continue to invade the whole lattice and, asymptotically, reach LP. We experimentally obtain the probability  $P_{\text{germ}}[i]$  that a configuration  $i$  is a germ. Grouping micro-configurations by the number  $k$  of 1’s they contain, we obtain an array with 9 entries  $P_{\text{germ}}(k)$ ,  $k \in [0, 9]$ , displayed in Table 1.

Results show that for  $k < 3$ ,  $P_{\text{germ}}(k) = 0$ , which means that all such micro-configurations always tend to extinction. For  $n \geq 3$ , the probability to reach LP increases as  $n$  increases.



**Table 1.** Probability  $P_{\text{germ}}(k)$  for a micro-configuration to be a germ (in %) as a function of the number  $k$  of 1's for different missing-link rates  $\epsilon^-$  (in %).

$k$	0	1	2	3	4	5	6	7	8	9
$\epsilon^- = 0$	0	0	0	1.28	4.34	7.88	14.52	21.76	29.92	40.90
$\epsilon^- = 2$	0	0	0	0.28	2.17	3.93	7.22	11.18	15.34	21.70
$\epsilon^- = 4$	0	0	0	0.19	0.72	1.24	2.40	3.96	5.52	8.00
$\epsilon^- = 6$	0	0	0	0.02	0.06	0.09	0.24	0.34	0.63	1.30



**Fig. 5.** Probability to reach LP as a function of  $d_{\text{ini}}$  for different lattice sizes  $N \in \{20, 30, 40, 50\}$  and different missing-link rates:  $\epsilon^- = 0$ ,  $\epsilon^- = 0.02$ ,  $\epsilon^- = 0.04$  from top to bottom. Left column shows theoretical curves calculated with the independent-germ hypothesis; the right column shows the actual measurements.

## 4.2 Inferring Some Aspects of the Global Behavior

Our idea is to use the previous results about germs to extend them to a description of the global behavior of *Life*. Unfortunately, we are not able to do that in the exact way. In a first approximation, let us assume that we can infer this global behavior by approximating the probability  $P_{LP}$  for a uniformly initialized system to reach LP using an “independent-germ hypothesis”: interactions between potential germs are neglected and we assume that LP is reached if and only if there is at least one cell that gives birth to LP. This results in the application of formula :  $P_{LP} = 1 - (1 - P_{LP1})^{N*N}$  where  $P_{LP1}$  is the probability that one cell gives birth to LP. We have  $P_{LP1} = \sum_{k=0}^9 P_{\text{germ}}(k) \cdot P_{\text{app}}(k, d_{\text{ini}})$ , where  $P_{\text{app}}(k, d_{\text{ini}})$  is the probability that a micro-configuration initialized randomly with  $d_{\text{ini}}$  contains  $k$  1’s. It is simply obtained by applying the binomial formula:  $P_{\text{app}}(k, d_{\text{ini}}) = \binom{9}{k} d_{\text{ini}}^k (1 - d_{\text{ini}})^{9-k}$ .

Calculated and experimental values of  $P_{LP}(d_{\text{ini}}, \epsilon^-)$  are given in Fig. 5 and show that this assumption is justified in a first approximation even if the predictions seem more accurate for small values of  $\epsilon^-$ .

The germ hypothesis allow us to understand better some of the observed behavior. Let us first consider the abrupt change of behavior observed for  $d_{\text{ini}} \in [0, 0.20]$ : this can come from the fact that as  $d_{\text{ini}}$  increases the probability to observe a micro-configuration that contains more 1’s increases thus increasing the probability to find a germ in the initial configuration. We can also understand with this point of view the invariance of the sampling surfaces in the  $d_{\text{ini}}$ -axis with  $d_{\text{ini}} > 0.20$  by the fact, observed in Fig. 5 that in this case  $P_{LP} \sim 1$ , that is the “labyrinth phase” always appears. In the same way, the shift of  $d_{\text{ini}}^c$  observed in Fig. 4 when varying  $\epsilon^-$  can be explained by the looking at the variations of  $P_{\text{germ}}(k)$  with  $\epsilon^-$  : we see that all probabilities to reach LP decrease when  $\epsilon^-$  increases. Finally, we are able to qualitatively predict the scaling of  $d_{\text{ini}}^c$  with the lattice size  $N$  from the plots the function  $P_{LP}(d_{\text{ini}}, \epsilon^-)$  : when  $d_{\text{ini}}$  and  $P_{LP}$  are relatively small (i.e.,  $P_{LP} < 0.1$ ), we have a linear scaling of  $P_{LP}$  with  $N^2$ ; whereas as  $P_{LP}$  is close to saturation, there tends to be no variations with  $N$ .

## 5 Conclusion

Experiments have shown that *Life*’s transition from an “inactive-sparse phase” to a “labyrinth phase” (LP) is a continuous phase transition dependent on the synchrony rate  $\alpha$  and whose critical value  $\alpha_c$  is controlled by the missing-link rate  $\epsilon^-$ . As the topology was perturbed (i.e., when  $\epsilon^-$  increased), the inactive-sparse phase domain extends while the LP domain shrinks. The abrupt change in behavior according to the values of initial density  $d_{\text{ini}}$  was interpreted with the hypothesis that the settlement of LP results from the development of “germs”, i.e. small configurations that are able to “colonize” the whole lattice. The study of the evolution of potential germs from micro-configurations allowed us to start to understand the observations and to give some predictions on the probability to reach LP starting from a random configuration. One interesting question is

to examine whether these observations hold for a large class of CA or if they are somehow related to the computational universality of *Life*.

## References

1. Franco Bagnoli, Raúl Rechtman, and Stefano Ruffo, *Some facts of life*, Physica A **171** (1991), 249–264.
2. Elwyn R. Berlekamp, John H. Conway, and Richard K. Guy, *Winning ways for your mathematical plays*, vol. 2, Academic Press, ISBN 0-12-091152-3, 1982, chapter 25.
3. H. Bersini and V. Detours, *Asynchrony induces stability in cellular automata based models*, Proceedings of the 4th International Workshop on the Synthesis and Simulation of Living Systems *ArtificialLifeIV* (Brooks, R. A, Maes, and Pattie, eds.), MIT Press, July 1994, pp. 382–387.
4. Hendrik J. Blok and Birger Bergersen, *Effect of boundary conditions on scaling in the “game of Life”*, Physical Review E **55** (1997), 6249–52.
5. ———, *Synchronous versus asynchronous updating in the “game of life”*, Phys. Rev. E **59** (1999), 3876–9.
6. R.L. Buvel and T.E. Ingerson, *Structure in asynchronous cellular automata*, Physica D **1** (1984), 59–68.
7. Nazim Fatès, *Experimental study of elementary cellular automata dynamics using the density parameter*, Discrete Mathematics and Theoretical Computer Science Proceedings **AB** (2003), 155–166.
8. Nazim Fatès and Michel Morvan, *An experimental study of robustness to asynchronism for elementary cellular automata*, Submitted, [arxiv:nlin.CG/0402016](https://arxiv.org/abs/nlin.CG/0402016), 2004.
9. Sheng-You Huang, Xian-Wu Zou, Zhi-Jie Tan, and Zhun-Zhi Jin, *Network-induced nonequilibrium phase transition in the “game of life”*, Physical Review E **67** (2003), 026107.
10. B. A. Huberman and N. Glance, *Evolutionary games and computer simulations*, Proceedings of the National Academy of Sciences, USA **90** (1993), 7716–7718.
11. Andrew Illachinski, *Cellular automata - a discrete universe*, World Scientific, 2001.
12. Norman H. Packard and Stephen Wolfram, *Two-dimensional cellular automata*, Journal of Statistical Physics **38** (1985), 901–946.
13. William Poundstone, *The recursive universe*, William Morrow and Company, New York, 1985, ISBN 0-688-03975-8.
14. Birgitt Schönfisch and André de Roos, *Synchronous and asynchronous updating in cellular automata*, BioSystems **51** (1999), 123–143.
15. Roberto Serra and Marco Villani, *Perturbing the regular topology of cellular automata: Implications for the dynamics*, Proceedings of the 5th International Conference on Cellular Automata for Research and Industry (Geneva), 2002, pp. 168–177.