HAL
open science

Large positive magneto-resistance in high mobility 2D electron gas : interplay of short and long range disorder

Vincent T. F. Renard, Ze Don Kvon, G. M. Gusev, J.C Portal

To cite this version:

Vincent T. F. Renard, Ze Don Kvon, G. M. Gusev, J.C Portal. Large positive magneto-resistance in high mobility 2D electron gas : interplay of short and long range disorder. Physical Review B: Condensed Matter and Materials Physics (1998-2015), 2004, 70, pp.033303. hal-00001007v2

HAL Id: hal-00001007

https://hal.science/hal-00001007v2

Submitted on 9 Mar 2004

HAL is a multi-disciplinary open access archive for the deposit and dissemination of scientific research documents, whether they are published or not. The documents may come from teaching and research institutions in France or abroad, or from public or private research centers.

L'archive ouverte pluridisciplinaire **HAL**, est destinée au dépôt et à la diffusion de documents scientifiques de niveau recherche, publiés ou non, émanant des établissements d'enseignement et de recherche français ou étrangers, des laboratoires publics ou privés.

Large positive magneto-resistance in high mobility 2D electron gas: interplay of short and long range disorder

V. Renard[a,c], Z. D Kvon [b], G. M Gusev[d], J.C Portal[a,c,e]
[a] *GHML, MPI-FKF/CNRS, BP 166, F-38042, Grenoble Cedex 9, France*
[b] *Institute of Semiconductor Physics, 630090 Novosibirsk, Russia*
[c] *INSA 135, Avenue de Rangueil 31 077 Toulouse Cedex 4, France*
[d] *Instituto de Fisica da Universidade de Sao Paulo, SP, Brazil*
[e] *Institut Universitaire de France, Toulouse France*
(Dated: March 9, 2004)

We have observed a large positive quasi-classical magneto-resistance (MR) in a high mobility 2D electron gas in AlGaAs/GaAs heterostructure. The magneto-resistance is non-saturating and increases with magnetic field as $\rho_{xx} \sim B^{\alpha}(\alpha = 0.9 - 1.2)$. In antidot lattices a non-monotonic MR is observed. We show that in both cases this MR can be qualitatively described in terms of the theory recently advanced by Polyakov *et al* (PRB, **64**, 205306 (2001)). Their prediction is that such behavior as we observe may be the consequence of a concurrent existence of short and long range scattering potentials.

PACS numbers: 73.43.Qt, 73.63.Kv

ccsd-00001007 (version 2) : 9 Mar 2004

I. INTRODUCTION

In recent years, there has been a revival of interest for the semi-classical transport properties of a two-dimensional electron gas (2DEG) particularly for the behavior of the classical magneto-resistance (MR). On one hand, it is due to the technological progress in the preparation of high mobility heterostructures, 2DEGs with artificial scattering and modulating potential, antidot lattices, weak modulated one-dimensional structures, and so on. On the other hand, a remarkable progress has been made recently in the theoretical understanding of the importance of memory effects in semi-classical magneto-transport. In the simplest situation of a degenerated non-interacting 2DEG with isotropic Fermi surface the conventional Boltzmann-Drude approach yields zero magneto-resistance, i.e. the value of the longitudinal component of the resistivity tensor ρ_{xx} does not depend on magnetic field. However, already in the pioneering work of Ref. 1 the importance of non-Boltzmann classical memory effects on the magneto-transport of 2DEGs with a small a number of impurities was demonstrated and a large negative MR was predicted. More than ten years later this MR was observed in experiments performed in antidot lattices[2−5]. However it's only recently that the purely classical origin of this MR was fully recognized. This MR may be either negative or positive depending on the type of the scattering potential, and it appears as a consequence of memory effects[6−11] both in high ($\omega_c > 1$)[6−10] and weak magnetic fields ($\omega_c < 1$)[11]. Recently a very important step in the understanding of the role of memory effects on the magneto-transport of a real 2DEG in strong magnetic field was done in Ref. 9. In this paper the theory of the magneto-resistance of a 2DEG scattered by a short -range disorder potential in the presence of a long-range correlated random potential has been advanced. The most important result of this theory is that the interplay of two types of scattering potential generates a new behavior of $\rho_{xx}(B)$ absent when only one kind of disorder is present, and leads to a positive non-saturating MR.

The purpose of this paper is to compare the experimental behavior of the quasi-classical MR in high mobility 2DEGs in AlGaAs/GaAs heterostructure with and without artificial scatters to the theory[9]. We have observed a large positive non-saturating MR of the 2DEG and the addition of artificial scatters (antidots) in this 2DEG results in a negative MR in intermediate fields that leads a non-monotonic dependence of $\rho_{xx}(B)$ predicted in Ref. 9.

II. EXPERIMENTAL SET UP

The samples we studied were: 1) high mobility 2DEGs in MBE grown AlGaAs/GaAs heterostructures with a spacer thickness of 40 nm (sample 188 and 189) and 60 nm (sample 218); 2) lattices of antidot fabricated on the basis of this 2DEG. The parameters of the 2DEG at T= 4.2 K were the following: sample 188 - $\mu = (5 - 10) * 10^5 cm^2/Vs$ at electron densities $N_s = (3-5)*10^{11} cm^{-2}$; sample 189 - mobility $\mu = 1.2 * 10^6 cm^2/Vs$ at $N_s = 6 * 10^{11} cm^{-2}$ and sample 218 - $\mu = (3 - 6) * 10^5 cm^2/Vs$ at electron densities $N_s = (1 - 2) * 10^{11} cm^{-2}$.The samples were photolithographically processed into 50 μm Hall bars with the distance between the four voltage probes on each side 100, 250 and 100 μm and Ohmic contacts to the Hall bars were prepared by annealing of AuNiGe. An antidot lattice with the period d=0.6 μm was fabricated on the basis of sample 218 with Hall bars on it by means of electron lithography and consequent plasma etching. The samples were measured at $T = (1.5 - 40)K$ in magnetic fields up to 15 T using superconducting magnet and a Variable Temperature Insert. The data was acquired using standard low frequency lock-in technique.

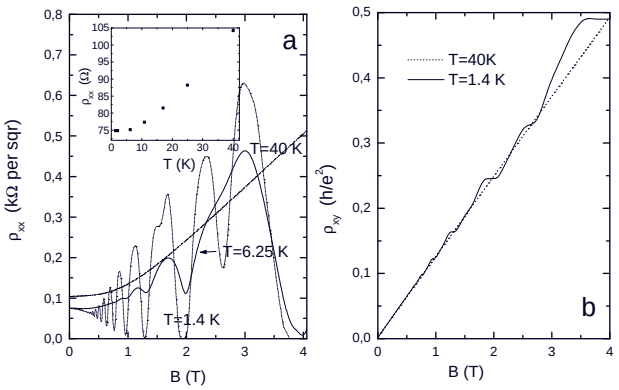

FIG. 1: Dissipative (a) and Hall resistivity (b) of sample 218 at different temperatures. Insert to (a) show the zero-field T-dependence of ρ_{xx}

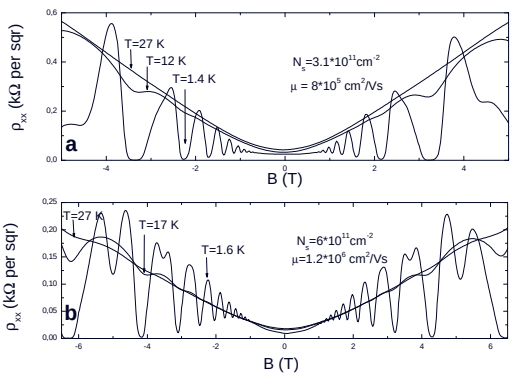

FIG. 2: Dissipative resistivity at different temperatures for sample 188 (a) and 189 (b)

III. RESULTS AND ANALYSIS

Fig. 1a shows $\rho_{xx}(B)$ for the sample 218 at different temperatures in magnetic fields up to 4 T at the electron density $N_s = 1.9 * 10^{11} cm^{-2}$ (The mobility is $\mu = 4.3 * 10^5 cm^2/Vs$ at 4.2 K so that $\omega_c\tau = 215$ at 5 T and the mobility is $\mu = 3 * 10^5 cm^2/Vs$ at 40 K with $\omega_c\tau = 150$ at 5 T). The Hall resistance $\rho_{xy}(B)$ under the same conditions is presented in Fig. 1b.

At the lowest temperature ($T = 1.4$ K) the conventional behavior for high mobility 2DEGs is observed : For $B < 1$ T there is a small parabolic-like negative MR (possibly due the interaction effects[13,14] not discussed here), then the Subnikov de Haas (SdH) oscillations appear, and finally the Quantum Hall Effect sets in with deep minima in $\rho_{xx}(B)$ and corresponding plateaus in $\rho_{xy}(B)$. For high temperatures we observe the disappearance of the SdH oscillations and the magneto-resistance turning to $\Delta\rho_{xx}(B)/\rho_0 \sim B^\alpha$ with α close to 1.

The same behavior (except for the low field range where there is no parabolic NMR) is observed in samples 188 and 189 with larger electron densities and mobilities ($N_s = 3.1 * 10^{11} cm^{-2}$, $\mu = 8 * 10^5 cm^2/Vs$ and $N_s = 6 * 10^{11} cm^{-2}$ $\mu = 1.2 * 10^6 cm^2/Vs$ at $T = 4.2$ K respectively for 188 and 189. See Fig. 2a and 2b). The value of α is close to the value found for sample 218.

A large non-saturating MR was actually observed in earlier papers devoted to high mobility ($\mu > 10^5 cm^2/Vs$) 2DEGs[15,16]. However all measurements were performed at temperatures $T \leq 4.2$ K and the semi-classical MR was not clearly detected because of the oscillating dependence of $\rho_{xx}(B)$. Our aim here is to study the MR dependence in strong magnetic field ($\omega_c\tau \gg 1$) in the high temperatures quasi-classical regime (i.e. $\hbar\omega_c/2\pi < kT, kT \ll E_F, N > 1$, N is the number of occupied Landau level). According to the usual conception of the magneto-transport in high magnetic field the increase of temperature should lead to: 1) a decrease in the amplitude of SdH oscillations and their complete suppression for $kT > \hbar\omega_c/2\pi$ and 2) a weak magnetic field dependence of the resistance as long as $kT \ll E_F$. In this regime $\Delta\rho_{xx}(B)/\rho_0 \approx (kT/E_F)^2$ so we should not observe a value of $\Delta\rho_{xx}(B)/\rho_0$ exceeding 10% even at 5 T. Fig. 1a and Fig. 2 show that our experiment completely supports the first point: Heating the samples to temperatures higher than 20 K leads to the complete disappearance of SdH oscillations. However our high-T experiments reveals $\Delta\rho_{xx}(B)/\rho_0$ as high as 10-15 for all our samples, a clear contradiction with the second assumption.

Note that the value of the Fermi energy is $E_F = 8meV$ for sample 218, $E_F = 16meV$ for sample 188 and $E_F = 31meV$ for sample 189 which are significantly larger than kT even at the highest temperature 40 K ($kT = 3.5meV$ at 40 K). So that the MR can be not attributed to a non-degeneracy of the 2DEG at this temperature. More over, as can be clearly seen from Fig. 2 the curves are very symmetric and the possibility of mixing between Hall and longitudinal signal can be excluded.

Fig. 3 summarizes the results for all samples : $\Delta\rho_{xx}(\omega_c)/\rho_0$ are plotted (the curves are displayed in order to keep the condition $N > 1$ satisfied).

At first glance this result is not surprising; indeed a theory of magneto-transport in a long range scattering potential (which is the case for high mobility 2DEGs in AlGaAs/GaAs heterostructures) has recently been proposed[8]. It predicts a positive MR. However according to this theory $\Delta\rho_{xx}(B)/\rho_0 < 3$ and, more importantly, $\Delta\rho_{xx}(B)/\rho_0$ should show a maximum around $\omega_c\tau = (100 - 200)$ and go to zero in the limit of infinite fields (this is the sign of the localization of electrons in this limit).

Fig. 3 shows that we observe no saturation even at $\omega_c\tau$ as high as $(3 - 4) * 10^2$. So we are in the interesting following situation: Theoretically it is predicted that if only one kind of scattering potential is present (short range or long range) there should be either no MR at all

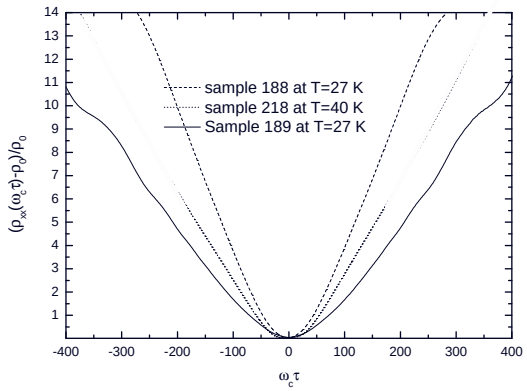

FIG. 3: Magnetoresistance $\Delta\rho_{xx}(\omega_c)/\rho_0$ in the quasi-classical regime for all three samples

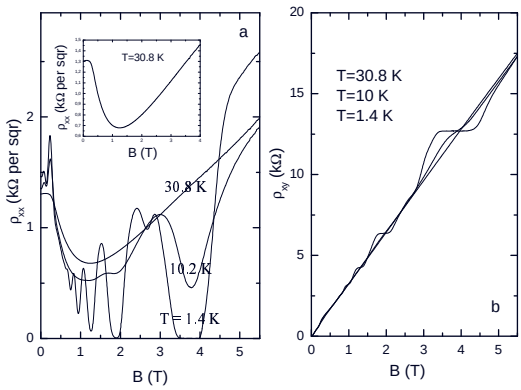

FIG. 4: Dissipative (a) and Hall resistivity (b) of the antidot lattice at different temperatures

or a negative MR in the limit of infinite magnetic field. On the contrary we observe a large ($\Delta\rho_{xx}/\rho_0 \sim 10$) non-saturating magneto-resistance. Note that quantum calculation in the framework of Born approximation[12] can give a positive MR at high temperatures (when SdH oscillations are washed out) but the value of the exponent α is then 0.5 not around 1 as we observe so the theoretical framework completely fails to explain our data.

A qualitative explanation of our results might be given in the recent work of Ref. 9 where the theory of a semi-classical magneto-transport in 2DEGs with both kinds of disorder potential (which is always the case in any sample) has been advanced. The more important conclusion of this theory is that the interplay of short range disorder (random ensemble of impenetrable discs of diameter a and density n) and long-range correlated disorder generates a new behavior of $\rho_{xx}(B)$ including the appearance of a non-saturating positive semi-classical MR. The autor shows that the localization ($\rho_{xx} \to 0$ when $B \to \infty$) induced by the presence of only one kind of disorder is destroyed by the presence the other kind of disorder. In this theory the short range scattering is characterized by the mean free path l_s and the long range scattering by l_L. In the hydrodynamic limit ($a \to 0, n \to \infty, l_s = const$) the theory gives four ranges of magnetic field dependence for the positive MR. In the first range $\rho_{xx} = const$, as B is increased ρ_{xx} turns to $\rho_{xx} \sim B^{12/7}$, then to $\rho_{xx} \sim B^{10/7}$ and finally to $\rho_{xx} \sim B^{10/13}$. Qualitatively the experiment shows a similar behavior (see Fig. 1 and Fig. 2). But a more detailed comparison shows that there are some differences: For the sample 218 we observe a first range with $\rho_{xx} = const$ and then a transition to the dependence $\rho_{xx} \sim B^{\alpha}$ with $\alpha = 0.9 - 1.1$ increasing with the magnetic field (this value is slightly larger than 10/13). For the sample 188 and 189 the picture is different: at weak magnetic fields there is no $\rho_{xx} = const$ range, instead we observe $(\rho_{xx}/\rho_0 - 1) \sim B^2$ and at magnetic fields where $\rho_{xx}(B)/\rho_0 \gg 1$ the behavior is the same as for sample 218. There is nothing surprising in the observed difference between the experiment and the theory because the hydrodynamic limit is a very idealized picture and the scattering potential in a real high mobility 2DEG is much more complicated. Also, note that at temperatures $T \geq 20$ K a significant contribution (see the insert to Fig. 1a) of the phonon scattering appears that can modify the magnetic field dependence of ρ_{xx}. Obviously phonon scattering should not radically change the situation principally because phonon scattering plays the same role as short range scattering. Nevertheless an accurate description of the experiment at high temperatures requires a theory including phonon scattering.

A very interesting prediction of the theory is given for antidot arrays. In this case the theory predicts a negative MR in intermediate magnetic fields leading to a non-monotonic dependence of $\rho_{xx}(B)$.

Fig. 4a shows the experimental dependence $\rho_{xx}(B)$ measured in an antidot lattice, fabricated on the basis of sample 218 at temperatures between 1.4 K and 40 K for $N_s = 1.8 * 10^{11} cm^{-2}$. The Hall resistance measured under the same conditions is shown in Fig. 4b. The insert to Fig. 4a reveals that at high enough temperatures (when SdH oscillations are suppressed) the experimental curve $\rho_{xx}(B)$ demonstrate a non-monotonic behavior. For $B < 1.2$ T a negative MR due to the formation of rosette trajectories is observed. This NMR is then replaced by a non-saturating positive MR, which is similar to the positive MR observed in the unpatterned 2DEGs. A the same time the Hall resistance shows no extra-features evolving from a curve with plateaus into strait line when the temperature is increased (same behavior as in unpatterned samples). Qualitatively the behavior is well described by theory[9]. However the detailed dependence of $\rho_{xx}(B)$ obtained from analytical calculations (see part III C from Ref. 9) does not coincide with the ex-

perimental data ; neither for the negative MR nor for the positive MR and the theory fails to describe the details of our data. We do not observe the $\rho_{xx}(B) \sim B^{-1}ln(B)$ for NMR and the value $\alpha = 12/7$ for PMR of the experimental curve near $\rho_{xx}(B)$ minimum. The experiment shows $\rho_{xx}(B) \sim B^{-1/2}$ and $\rho_{xx}(B) \sim B^{0.9}$. One of the possible reasons of this disagreement is that the theory considers a random array of antidots while our experiment is performed in a periodic lattice.
Anyway even if it fails to describe accurately our data the theory predicts a minimum and it is interesting to compare the position of the experimental minimum to this prediction. Indeed its position depends on the correlation length of the long range potential and of the average density of antidots independently of the arrangement of the antidots. The theory gives the following condition at the minimum:

$$\zeta/R_{cm} \approx p^{-4/19}[n\zeta^2 ln(1/n\zeta^2 p^{1/3})]^{7/19}$$

Where $p = l_s/(l_L\zeta)^{1/2}$, l_s is the mean free path in the short range potential, l_L is the mean free path in the long range potential, n is the density of antidots, ζ is the correlation length of the long range potential and R_{cm} is the cyclotron radius at the minimum. For our lattice parameters we obtain $\zeta \approx 100nm$. This value is close to the spacer thickness ($60nm$) which is known to determine the correlation length of the long range potential.

IV. CONCLUSION

In conclusion , we have shown that the quasi-classical MR of a high mobility 2DEG in AlGaAs/GaAs heterostructure is very large and non-saturating up to values of $\omega_c\tau$ exceeding 300. The magnetic field dependence of $\rho_{xx}(B)$ follows the law $\rho_{xx}(B) \sim B^{\alpha}$ (α=0.9-1.1). In antidot lattices we observe a non-monotonic behavior of the MR (negative first and then positive and non-saturating similar to that observed in unpatterned samples). The comparison of the experimental results with the theory[9] gives satisfactory qualitative agreement but the theory fails to describe the details of the magneto-resistance traces.

Acknowledgments

We thank A. Mirlin, D. Polyakov and I. Gornyi for useful discussions. This work has been supported by, the programs PICS1577-RFBR02-02-22004, NATO Linkage (N CLG.978991), INTAS (Grant N 01-0014) programs "Physics and Technology of Nanostructures" of the Russian ministry of Industry and Science and "Low dimensional quantum structures" of RAS.

[1] E. M. Baskin *et al*, Sov. Phys. JEPT, **48**, 365 (1978)
[2] D. Weiss *et al*, Phys. Rev. Lett **66**,2790 (1991)
[3] G. M Gusev *et al*, JETP Lett, **54**,364 (1991)
[4] G. M Gusev *et al* Surface Sci, **305**, 443 (1994)
[5] A. Lorke, J. P. Kotthaus, K. Ploog Phys. Rev. B, **44**, 3447 (1991)
[6] A. V. Bobylev, F. A. Maøø, H. Hansen, E. H. Hauge Phys. Rev. Lett, **75**, 197 (1995)
[7] E. M Baskin, M. V. Entin Physica B, **249-251**, 805 (1998)
[8] A. D. Mirlin, J. Wilke, F. Evers, D. G. Polyakov, P. Wölfle Phys. Rev. Lett, **83**, 2801 (1999)
[9] D. G. Polyakov, F. Evers, A. D Mirlin, P. Wölfle Phys. Rev. B, **64**, 205306 (2001)
[10] A. Dmitriev, M. Dyakonov, R. Julien Phys. Rev. B, **64**, 233321 (2001)
[11] A. Dmitriev, M. Dyakonov, R. Julien Phys. Rev. Lett, **89**, 266804 (2002)
[12] M.G.Vavilov, I. L. Aleiner Phys. Rev.B, 69, 035303 (2004).
[13] I. V. Gormyi, A. D. Mirlin Phys. Rev. Lett, **90**, 076801 (2002)
[14] L. Li, Y. Y. Proskuryakov, A. K. Savchenko, E. H Linfield, D. A. Ritchie Phys. Rev. Lett, **90**, 076802 (2002)
[15] A. M. Chang, D. C. Tsui Sol. State. Com, **56**, 153 (1985)
[16] H. L Stormer K.W. Baldwin, L. N. Pfeiffer, K. W. West Sol. Stat. Com **84**, 95 (1992)