



HAL
open science

Lattice distortions measured in actinide ferromagnets PuP, NpFe₂ and NpNi₂

M. Mueller, G. Lander, H. Hoff, H. Knott, J. Reddy

► **To cite this version:**

M. Mueller, G. Lander, H. Hoff, H. Knott, J. Reddy. Lattice distortions measured in actinide ferromagnets PuP, NpFe₂ and NpNi₂. Journal de Physique Colloques, 1979, 40 (C4), pp.C4-68-C4-69. 10.1051/jphyscol:1979421 . jpa-00218817

HAL Id: jpa-00218817

<https://hal.science/jpa-00218817>

Submitted on 4 Feb 2008

HAL is a multi-disciplinary open access archive for the deposit and dissemination of scientific research documents, whether they are published or not. The documents may come from teaching and research institutions in France or abroad, or from public or private research centers.

L'archive ouverte pluridisciplinaire **HAL**, est destinée au dépôt et à la diffusion de documents scientifiques de niveau recherche, publiés ou non, émanant des établissements d'enseignement et de recherche français ou étrangers, des laboratoires publics ou privés.

Lattice distortions measured in actinide ferromagnets PuP, NpFe₂ and NpNi₂ (*)

M. H. Mueller, G. H. Lander, H. A. Hoff, H. W. Knott and J. F. Reddy

Materials Science Div., Argonne Nat. Lab., Argonne, IL 60439, U.S.A.

Résumé. — Les mesures de rayons X à basses températures indiquent que : (1) la phase cubique de PuP se transforme en une phase tétragonale en dessous de $T_c = 125$ K qui se manifeste par un élargissement des pics, (2) NpFe₂ montre une variation de l'angle du rhomboèdre de 60 à 60,53° en dessous de $T_c \sim 500$ K, et (3) pour NpNi₂ l'angle du rhomboèdre varie de 0,19° ($\pm 0,02^\circ$) en dessous de $T_c = 32$ K.

Abstract. — X-ray low-temperature measurements indicate that : (1) cubic PuP distorts to tetragonal below $T_c = 125$ K with accompanying line broadening, (2) NpFe₂ exhibits a rhombohedral angle distortion from 60 to 60.53° below $T_c \sim 500$ K, and (3) in NpNi₂ the rhombohedral angle changes 0.19° ($\pm 0.02^\circ$) below $T_c = 32$ K.

Actinide U and Np ferromagnets have been shown [1] to exhibit a large distortion from cubic symmetry below T_c , with all previous examples exhibiting a rhombohedral symmetry compatible with the $\langle 111 \rangle$ easy axes of magnetization found in these compounds. We report here the results of X-ray experiments at low temperature to examine the symmetry of PuP ($T_c = 125$ K), NpFe₂ ($T_c \sim 500$ K), and NpNi₂ ($T_c = 32$ K).

In PuP a $\langle 100 \rangle$ easy axis was found with neutron measurements [2] and, as expected, we find a tetragonal distortion such that

$$(c - a)/a = -(31 \pm 1) 10^{-4}$$

at 5 K. The variation of the lattice parameters and the strain are shown as functions of temperature in figures 1 and 2, respectively. Below T_c the diffraction peaks also broaden, presumably a consequence of strain induced by the magnetoelastic interactions (see Fig. 3).

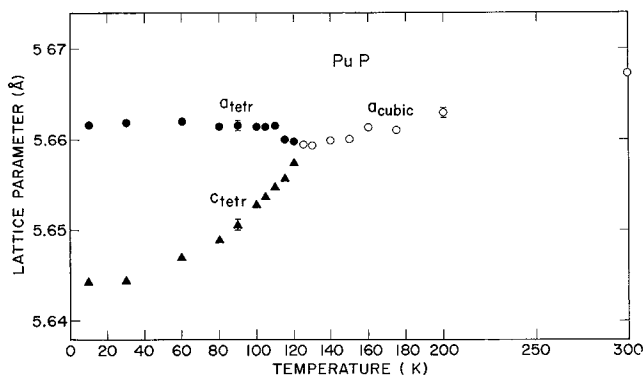


Fig. 1. — Variation of the lattice parameters as a function of temperature for PuP.

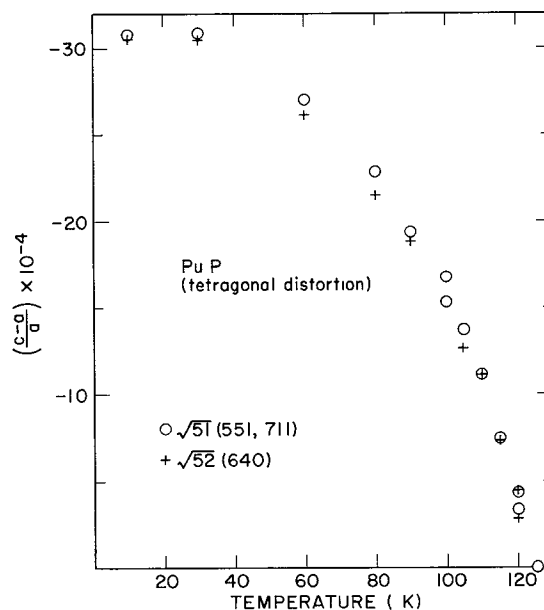
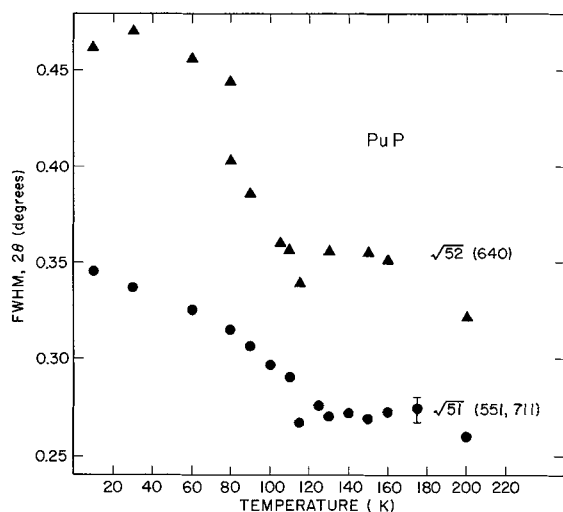


Fig. 2. — Tetragonal distortion for PuP as a function of temperature.

In NpFe₂ neutron experiments [3] determined a $\langle 111 \rangle$ easy axis and we find a rhombohedral distortion such that the rhombohedral angle changes from 60° to 60.53°. An alternative description of the rhombohedral distortion is to define a length c as a distance along the unique trigonal axis and a as a distance in the plane perpendicular to c such that $c/a = 1.00$ in the cubic phase. This definition is especially useful when comparing the magnitude of trigonal and tetragonal distortions. In this case the strain in NpFe₂ is $-(120 \pm 5) 10^{-4}$, which is the largest found in any actinide compound.

In NpNi₂ the quality of the powder patterns is rather poor, but we estimate the change in the

(*) Work supported by the U.S. Department of Energy.



rhombohedral angle to be $0.19^\circ \pm 0.02^\circ$ from the broadening of the lines below T_C . The absolute value of the strain is then $(43 \pm 5) 10^{-4}$. Our results are compatible with the theory that all actinide ferromagnets exhibiting localized 5f moments reduce their symmetry below T_C as a consequence of strong magnetoelastic interactions. PuP is the first system to be found with a tetragonal distortion, and NpFe₂ has the largest rhombohedral distortion found so far.

The behaviour of the ferromagnetic compounds is in contrast to the actinide antiferromagnets, in which the distortions are either small or negligible [1, 4]. This difference between the ferro- and antiferromagnets is not understood.

Fig. 3. — Diffraction peak broadening observed in selected reflections from PuP as a function of temperature.

References

- [1] LANDER, G. H. and MUELLER, M. H., *Phys. Rev. B* **10** (1974) 1994.
- [2] LANDER, G. H. and LAM, D. J., *Phys. Rev. B* **14** (1976) 4064.
- [3] ALDRED, A. T., DUNLAP, B. D., LAM, D. J., LANDER, G. H., MUELLER, M. H. and NOWIK, I., *Phys. Rev. B* **11** (1975) 530.
- [4] MARPLES, J. A. C., SAMPSON, C. F., WEDGWOOD, F. A. and KUZNIETZ, M., *J. Phys. C* **8** (1975) 708.