



HAL
open science

An Introduction to Domain Decomposition Methods: algorithms, theory and parallel implementation

Victorita Dolean, Pierre Jolivet, Frédéric Nataf

► **To cite this version:**

Victorita Dolean, Pierre Jolivet, Frédéric Nataf. An Introduction to Domain Decomposition Methods: algorithms, theory and parallel implementation. Master. France. 2015. cel-01100932v3

HAL Id: cel-01100932

<https://hal.science/cel-01100932v3>

Submitted on 5 Jun 2015 (v3), last revised 17 Mar 2021 (v6)

HAL is a multi-disciplinary open access archive for the deposit and dissemination of scientific research documents, whether they are published or not. The documents may come from teaching and research institutions in France or abroad, or from public or private research centers.

L'archive ouverte pluridisciplinaire **HAL**, est destinée au dépôt et à la diffusion de documents scientifiques de niveau recherche, publiés ou non, émanant des établissements d'enseignement et de recherche français ou étrangers, des laboratoires publics ou privés.

An Introduction to Domain Decomposition
Methods: algorithms, theory and parallel
implementation

Victorita Dolean Pierre Jolivet Frédéric Nataf

June 5, 2015

The purpose of this text is to offer an overview of the most popular domain decomposition methods for partial differential equations (PDE). The presentation is kept as much as possible at an elementary level with a special focus on the definitions of these methods in terms both of PDEs and of the sparse matrices arising from their discretizations. We also provide implementations written in an open source finite element software. In addition, we consider a number of methods that have not been presented in other books. We think that this book will give a new perspective and that it will complement those of Smith, Bjørstad and Gropp [170], Quarteroni and Valli [160], Mathew [134] and Toselli and Widlund [179] as well as the review article [20].

The book is addressed to computational scientists, mathematicians, physicists and, in general, to people involved in numerical simulation of partial differential equations. It can also be used as textbook for advanced undergraduate/First-Year Graduate students. The mathematical tools needed are basic linear algebra, notions of programming, variational formulation of PDEs and basic knowledge in finite element discretization.

The value of domain decomposition methods is part of a general need for parallel algorithms for professional and consumer use. We will focus on scientific computing and more specifically on the solution of the algebraic systems arising from the approximation of a partial differential equation.

Domain decomposition methods are a family of methods to solve problems of linear algebra on parallel machines in the context of simulation. In scientific computing, the first step is to model mathematically a physical phenomenon. This often leads to systems of partial differential equations such as the Navier-Stokes equations in fluid mechanics, elasticity system in solid mechanics, Schrödinger equations in quantum mechanics, Black and Scholes equation in finance, Lighthill-Witham equations for traffic, . . . Functional analysis is used to study the well-posedness of the PDEs which is a necessary condition for their possible numerical approximation. Numerical analysis enables to design stable and consistent discretization schemes. This leads to discrete equations $F(u) = b \in \mathbb{R}^n$ where n is the number of degrees of freedom of the discretization. If F is linear, calculate u is a problem of linear algebra. If F is nonlinear, a method for solving is the classical Newton's method, which also leads to solving a series of linear systems.

In the past, improving performance of a program, either in speed or in the amount of data processed, was only a matter of waiting for the next generation processors. Every eighteen months, computer performance doubled. As a consequence, linear solver research would take second place to the search for new discretization schemes. But since approximately year 2005 the clock speed stagnates at 2-3 GHz. The increase in performance is almost entirely due to the increase in the number of cores per processor. All major processor vendors are producing multicore chips and now every machine

is a parallel machine. Waiting for the next generation machine does not guarantee anymore a better performance of a software. To keep doubling performance parallelism must double. It implies a huge effort in algorithmic development. Scientific computing is only one illustration of this general need in computer science. Visualization, data storage, mesh generation, operating systems, ... must be designed with parallelism in mind.

We focus here on parallel linear iterative solvers. Contrary to direct methods, the appealing feature of domain decomposition methods is that they are naturally parallel. We introduce the reader to the main classes of domain decomposition algorithms: Schwarz, Neumann-Neumann/FETI and Optimized Schwarz. For each method we start by the continuous formulation in terms of PDEs for two subdomains. We then give the definition in terms of stiffness matrices and their implementation in a free finite element package in the many subdomain case. This presentation reflects the dual nature of domain decomposition methods. They are solvers of linear systems keeping in mind that the matrices arise from the discretization of partial differential operators. As for domain decomposition methods that directly address non linearities, we refer the reader to e.g. [14] or [15] and references therein.

In Chapter 1 we start by introducing different versions of Schwarz algorithms at continuous level, having as a starting point H. Schwarz method (see [169]): Jacobi Schwarz Method (JSM), Additive Schwarz Method (ASM) and Restricted Additive Schwarz (RAS) which the default parallel solver in PETSc. The first natural feature of these algorithms are that they are equivalent to a Block-Jacobi method when the overlap is minimal. We move on to the algebraic versions of the Schwarz methods. In order to do this, several concepts are necessary: restriction and prolongation operators as well as partitions of unity which make possible the global definition. These concepts are explained in detail in the case of different type of discretizations (finite difference or finite element) and spatial dimensions. The convergence of the Schwarz method in the two-subdomain case is illustrated for one-dimensional problems and then for two-dimensional problems by using Fourier analysis. The last part of the chapter is dedicated to the numerical implementation by using FreeFem++ [105] for general decompositions into subdomains.

In Chapter 2 we present Optimized Schwarz methods applied to the Helmholtz equation which models acoustic wave propagation in the frequency domain. We begin with the two subdomain case. We show the need for the use of interface conditions different from Dirichlet or Neumann boundary conditions. The Lions and Desprès algorithms which are based on Robin interface conditions are analyzed together with their implementations. We also show that by taking even more general interface conditions, much better convergence can be achieved at no extra cost compared to the use of Robin interface conditions. We consider the many subdomain case

as well. These algorithms are the method of choice for wave propagation phenomena in the frequency regime. Such situations occur in acoustics, electromagnetics and elastodynamics.

In Chapter 3 we present the main ideas which justify the use of Krylov methods instead of stationary iterations. Since Schwarz methods introduced in Chapter 1 represent fixed point iterations applied to preconditioned global problems, and consequently not providing the fastest convergence possible, it is natural to apply Krylov methods instead. This provides the justification of using Schwarz methods as preconditioners rather than solvers. Numerical implementations and results using FreeFem++ are closing the chapter. Although some part of the presentation of some Krylov methods is not standard, readers already familiar with Krylov methods may as well skip it.

Chapter 4 is devoted to the introduction of two-level methods. In the presence of many subdomains, the performance of Schwarz algorithms, i.e. the iteration number and execution time will grow linearly with the number of subdomains in one direction. From a parallel computing point of view this translates into a lack of scalability. The latter can be achieved by adding a second level or a coarse space. This is strongly related to multigrid methods and to deflation methods from numerical linear algebra. The simplest coarse space which belongs to Nicolaides is introduced and then implemented in FreeFem++.

In Chapter 5, we show that Nicolaides coarse space (see above) is a particular case of a more general class of spectral coarse spaces which are generated by vectors issued from solving some local generalized eigenvalue problems. Then, a theory of these two-level algorithms is presented. First, a general variational setting is introduced as well as elements from the abstract theory of the two-level additive Schwarz methods (e.g. the concept of stable decomposition). The analysis of spectral and classical coarse spaces goes through some properties and functional analysis results. These results are valid for scalar elliptic PDEs. This chapter is more technical than the others and is not necessary to the sequel of the book.

Chapter 6 is devoted to the Neumann-Neumann and FETI algorithms. We start with the two subdomain case for the Poisson problem. Then, we consider the formulation in terms of stiffness matrices and stress the duality of these methods. We also establish a connection with block factorization of the stiffness matrix of the original problem. We then show that in the many subdomains case Neumann-Neumann and FETI are no longer strictly equivalent. For sake of simplicity, we give a FreeFem++ implementation of only the Neumann-Neumann algorithm. The reader is then ready to delve into the abundant literature devoted to the use of these methods for solving complex mechanical problems.

In Chapter 7, we return to two level methods. This time, a quite recent adaptive abstract coarse space, as well as most classical two-level methods

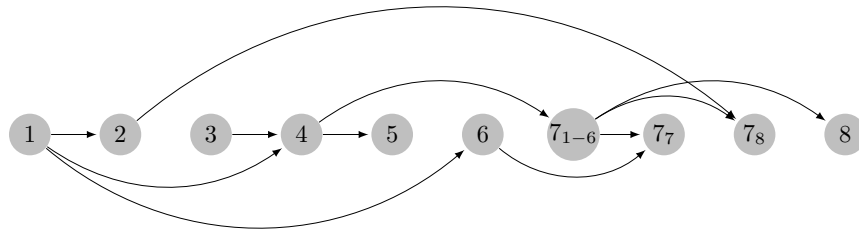


Figure 1: Dependency graph of chapters

are presented in a different light, under a common framework. Moreover, their convergence is proven in an abstract setting, provided that the assumptions of the Fictitious Space Lemma are satisfied. The new coarse space construction is based on solving GENeralized Eigenvalue problems in the Overlap (GenEO). The construction is provable in the sense that the condition number is given in terms of an explicit formula where the constants that appear are the maximal number of neighbors of a subdomain and a threshold prescribed by the user. The latter can be applied to a broader class of elliptic equations, which include systems of PDEs such as linear elasticity even with highly heterogeneous coefficients. From § 7.1 to § 7.6 , we give all the materials necessary to build and analyze two-level methods for Additive Schwarz methods. Section 7.7 is devoted to endow one level Neumann-Neumann algorithm of Chapter 6 with a GenEO type coarse space. In section 7.8, we build a coarse space for one level Optimized Schwarz methods of Chapter 2. It is based on introducing SORAS algorithm and two related generalized eigenvalue problems. The resulting algorithm is named SORAS-GenEO-2.

In Chapter 8 we introduce the parallel computational framework used in the parallel version of the free finite element package FreeFem++ which is currently linked with HPDDM, a C++ framework for high-performance domain decomposition methods, available at the following URL: <https://github.com/hpddm/hpddm>. For sake of simplicity we restrict ourselves to the two-level Schwarz methods. Numerical simulations of very large scale problems on high performance computers show the weak and strong scalabilities of the Schwarz methods for 2D and 3D Darcy and elasticity problems with highly heterogeneous coefficients with billions of degrees of freedom. A self contained FreeFem++ parallel script is given.

We give in Figure 1, the dependency graph of the various chapters. For instance in order to read Chapter 4 it is necessary to be familiar with both Chapters 3 and 1. From this graph, the reader is able to choose his way in reading the book. We suggest some possible partial readings. A reader inter-

ested in having a quick and partial view and already familiar with Krylov methods, may very well read only Chapter 1 followed by Chapter 4. For new comers to Krylov methods, reading of Chapter 3 must be intercalated between Chapter 1 and Chapter 4.

For a quick view on all Schwarz methods without entering into the technical details of coarse spaces, one could consider beginning by Chapter 1 followed by Chapter 2 and then by Chapter 3 on the use of Schwarz methods as preconditioners, to finish with Chapter 4 on classical coarse spaces.

For the more advanced reader, Chapters 5 and 7 provide the technical framework for the analysis and construction of more sophisticated coarse spaces. And last, but not least Chapter 8 gives the keys of parallel numerical implementation and illustrates with numerical results the previously introduced methods.

Contents

| | | |
|----------|---|-----------|
| 1 | Schwarz methods | 1 |
| 1.1 | Three continuous Schwarz Algorithms | 1 |
| 1.2 | Connection with the Block Jacobi algorithm | 6 |
| 1.3 | discrete partition of unity | 9 |
| 1.3.1 | Two subdomain case in one dimension | 10 |
| | 1d Algebraic setting | 10 |
| | 1d Finite element decomposition | 12 |
| 1.3.2 | Multi dimensional problems and many subdomains . . | 13 |
| | Multi-D algebraic setting | 13 |
| | Multi-D finite element decomposition | 14 |
| 1.4 | Iterative Schwarz methods: RAS, ASM | 15 |
| 1.5 | Convergence analysis | 16 |
| 1.5.1 | 1d case: a geometrical analysis | 16 |
| 1.5.2 | 2d case: Fourier analysis for two subdomains | 17 |
| 1.6 | More sophisticated Schwarz methods: P.L. Lions' Algorithm . | 19 |
| 1.7 | Schwarz methods using FreeFem++ | 21 |
| 1.7.1 | A very short introduction to FreeFem++ | 21 |
| 1.7.2 | Setting the domain decomposition problem | 26 |
| 1.7.3 | Schwarz algorithms as solvers | 36 |
| 1.7.4 | Systems of PDEs: the example of linear elasticity . . . | 38 |
| 2 | Optimized Schwarz methods (OSM) | 43 |
| 2.1 | P.L. Lions' Algorithm | 43 |
| 2.1.1 | Computation of the convergence factor | 45 |
| 2.1.2 | General convergence proof | 47 |
| 2.2 | Helmholtz problems | 50 |
| 2.2.1 | Convergence issues for Helmholtz | 51 |
| 2.2.2 | Després' Algorithm for the Helmholtz equation | 54 |
| 2.3 | Implementation issues | 57 |
| 2.3.1 | Two-domain non-overlapping decomposition | 58 |
| 2.3.2 | Overlapping domain decomposition | 62 |
| 2.4 | Optimal interface conditions | 65 |
| 2.4.1 | Optimal interface conditions and ABC | 65 |

| | | |
|----------|--|------------|
| 2.4.2 | Optimal Algebraic Interface Conditions | 69 |
| 2.5 | Optimized interface conditions | 71 |
| 2.5.1 | Optimized interface conditions for $\eta - \Delta$ | 71 |
| 2.5.2 | Optimized IC for Helmholtz | 74 |
| | Optimized Robin interface conditions | 77 |
| | Optimized Second order interface conditions | 79 |
| | Numerical results | 81 |
| 2.5.3 | Optimized IC for other equations | 86 |
| 2.6 | FreeFem++ implementation of ORAS | 87 |
| 3 | Krylov methods | 91 |
| 3.1 | Fixed point iterations | 91 |
| 3.2 | Krylov spaces | 93 |
| 3.2.1 | Gradient methods | 96 |
| 3.3 | The Conjugate Gradient method | 97 |
| 3.3.1 | The Preconditioned Conjugate Gradient Method | 102 |
| 3.4 | Krylov methods for non-symmetric problems | 104 |
| 3.4.1 | The GMRES method | 106 |
| 3.4.2 | Convergence of the GMRES algorithm | 109 |
| 3.5 | Krylov methods for ill-posed problems | 111 |
| 3.6 | Schwarz preconditioners using FreeFem++ | 114 |
| 4 | Coarse Spaces | 123 |
| 4.1 | Need for a two-level method | 123 |
| 4.2 | Nicolaides coarse space | 128 |
| 4.2.1 | Nicolaides coarse space using FreeFem++ | 129 |
| 5 | Theory of two-level ASM | 135 |
| 5.1 | Introduction of a spectral coarse space | 135 |
| 5.1.1 | Spectral coarse spaces for other problems | 138 |
| 5.2 | Variational setting | 138 |
| 5.3 | Additive Schwarz setting | 139 |
| 5.4 | Abstract theory for the two-level ASM | 143 |
| 5.5 | Definition and properties of coarse spaces | 145 |
| 5.5.1 | Nicolaides coarse space | 146 |
| 5.5.2 | Spectral coarse space | 146 |
| 5.6 | Convergence theory for ASM with Nicolaides and spectral coarse spaces | 149 |
| 5.7 | Functional analysis results | 152 |
| 5.8 | Theory of spectral coarse spaces for scalar heterogeneous prob- lems | 153 |

| | | |
|----------|--|------------|
| 6 | Neumann-Neumann and FETI Algorithms | 155 |
| 6.1 | Direct and Hybrid Substructured solvers | 155 |
| 6.2 | Two-subdomains at the continuous level | 158 |
| 6.2.1 | Iterative Neumann-Neumann and FETI algorithms . . | 159 |
| 6.2.2 | Substructured reformulations | 161 |
| 6.2.3 | FETI as an optimization problem | 164 |
| 6.3 | Two subdomains case at the algebraic level | 165 |
| 6.3.1 | Link with approximate factorization | 168 |
| 6.4 | Many subdomains case | 169 |
| 6.4.1 | Remarks on FETI | 172 |
| 6.5 | Neumann-Neumann in FreeFem++ | 173 |
| 6.5.1 | FreeFem++ scripts | 177 |
| 6.6 | Non-standard Neumann-Neumann type methods | 182 |
| 6.6.1 | Smith normal form of linear systems of PDEs | 183 |
| 6.6.2 | An optimal algorithm for the bi-harmonic operator . . | 186 |
| 6.6.3 | Some optimal algorithms | 188 |
| 7 | GenEO Coarse Space | 191 |
| 7.1 | Reformulation of the Additive Schwarz Method | 192 |
| 7.2 | Mathematical Foundation | 195 |
| 7.2.1 | Fictitious Space Lemma | 195 |
| 7.2.2 | Symmetric Generalized Eigenvalue problem | 197 |
| 7.2.3 | Auxiliary lemma | 202 |
| 7.3 | Finite element setting | 204 |
| 7.4 | GenEO coarse space for Additive Schwarz | 205 |
| 7.4.1 | Some estimates for a stable decomposition with $\mathcal{R}_{ASM,2}$ | 206 |
| 7.4.2 | Definition of the GenEO coarse space | 208 |
| 7.5 | Hybrid Schwarz with GenEO | 211 |
| 7.5.1 | Efficient implementation | 213 |
| 7.6 | FreeFem++ Implementation | 215 |
| 7.7 | Balancing Neumann-Neumann | 221 |
| 7.7.1 | Easy Neumann-Neumann | 222 |
| 7.7.2 | Neumann-Neumann with ill-posed subproblems | 225 |
| 7.7.3 | GenEO BNN | 229 |
| 7.7.4 | Efficient implementation of the BNN method | 233 |
| 7.8 | SORAS-GenEO-2 | 233 |
| 7.8.1 | Symmetrized ORAS method | 233 |
| 7.8.2 | Two-level SORAS algorithm | 234 |
| 7.8.3 | Nearly Incompressible elasticity | 236 |
| 8 | Implementation of Schwarz methods | 239 |
| 8.1 | A parallel FreeFem++ script | 239 |
| 8.1.1 | Three dimensional elasticity problem | 239 |
| 8.1.2 | Native DDM solvers and PETSc Interface | 243 |

| | | |
|-------|---|-----|
| | FreeFem++ interface | 244 |
| | PETSc interface | 245 |
| 8.1.3 | Validation of the computation | 246 |
| 8.1.4 | Parallel Script | 246 |
| 8.2 | Numerical experiments | 252 |
| 8.2.1 | Small scale computations | 252 |
| 8.2.2 | Large Scale Computations | 253 |
| | Strong scaling experiments | 253 |
| | Weak scaling experiments | 257 |
| 8.3 | FreeFem++ Algebraic Formulation | 259 |

Chapter 1

Schwarz methods

1.1 Three continuous Schwarz Algorithms

Hermann Schwarz was a German analyst of the 19th century. He was interested in proving the existence and uniqueness of the Poisson problem. At his time, there were no Sobolev spaces nor Lax-Milgram theorem. The only available tool was the Fourier transform, limited by its very nature to simple geometries. In order to consider more general situations, H. Schwarz devised an iterative algorithm for solving Poisson problem set on a union of simple geometries, see [169]. For a historical presentation of these kind of methods see [85].

Let the domain Ω be the union of a disk and a rectangle, see figure 1.1. Consider the Poisson problem which consists in finding $u : \Omega \rightarrow \mathbb{R}$ such that:

$$\begin{aligned} -\Delta(u) &= f && \text{in } \Omega \\ u &= 0 && \text{on } \partial\Omega. \end{aligned} \tag{1.1}$$

Definition 1.1.1 (Original Schwarz algorithm) *The Schwarz algorithm is an iterative method based on solving alternatively sub-problems in domains*

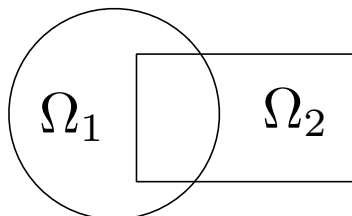


Figure 1.1: A complex domain made from the union of two simple geometries

Ω_1 and Ω_2 . It updates $(u_1^n, u_2^n) \rightarrow (u_1^{n+1}, u_2^{n+1})$ by:

$$\begin{aligned} -\Delta(u_1^{n+1}) &= f & \text{in } \Omega_1 & & -\Delta(u_2^{n+1}) &= f & \text{in } \Omega_2 \\ u_1^{n+1} &= 0 & \text{on } \partial\Omega_1 \cap \partial\Omega & \text{ then,} & u_2^{n+1} &= 0 & \text{on } \partial\Omega_2 \cap \partial\Omega \\ u_1^{n+1} &= u_2^n & \text{on } \partial\Omega_1 \cap \overline{\Omega_2}. & & u_2^{n+1} &= u_1^{n+1} & \text{on } \partial\Omega_2 \cap \overline{\Omega_1}. \end{aligned} \quad (1.2)$$

H. Schwarz proved the convergence of the algorithm and thus the well-posedness of the Poisson problem in complex geometries.

With the advent of digital computers, this method also acquired a practical interest as an iterative linear solver. Subsequently, parallel computers became available and a small modification of the algorithm [124] makes it suited to these architectures. Its convergence can be proved using the maximum principle [123].

Definition 1.1.2 (Parallel Schwarz algorithm) *Iterative method which solves concurrently in all subdomains, $i = 1, 2$:*

$$\begin{aligned} -\Delta(u_i^{n+1}) &= f & \text{in } \Omega_i \\ u_i^{n+1} &= 0 & \text{on } \partial\Omega_i \cap \partial\Omega \\ u_i^{n+1} &= u_{3-i}^n & \text{on } \partial\Omega_i \cap \overline{\Omega_{3-i}}. \end{aligned} \quad (1.3)$$

It is easy to see that if the algorithm converges, the solutions u_i^∞ , $i = 1, 2$ in the intersection of the subdomains take the same values. Indeed, in the overlap $\Omega_{12} := \Omega_1 \cap \Omega_2$, let $e^\infty := u_1^\infty - u_2^\infty$. By the last line of (1.3), we know that $e^\infty = 0$ on $\partial\Omega_{12}$. By linearity of the Poisson equation, we also have that e^∞ is harmonic. Thus, e^∞ solves the homogeneous well-posed BVP:

$$\begin{aligned} -\Delta(e^\infty) &= 0 & \text{in } \Omega_{12} \\ e^\infty &= 0 & \text{on } \partial\Omega_{12} \end{aligned}$$

and thus $e^\infty = 0$.

Algorithms (1.2) and (1.3) act on the local functions $(u_i)_{i=1,2}$. In order to write algorithms that act on global functions in $H^1(\Omega)$, the space in which problem (1.1) is naturally posed, we need extension operators and partitions of unity.

Definition 1.1.3 (Extension operators and partition of unity) *Let the extension operator E_i such that $E_i(w_i) : \Omega \rightarrow \mathbb{R}$ is the extension of a function $w_i : \Omega_i \mapsto \mathbb{R}$, by zero outside Ω_i . We also define the partition of unity functions $\chi_i : \Omega_i \rightarrow \mathbb{R}$, $\chi_i \geq 0$ and $\chi_i(x) = 0$ for $x \in \partial\Omega_i \setminus \partial\Omega$ and such that:*

$$w = \sum_{i=1}^2 E_i(\chi_i w|_{\Omega_i}). \quad (1.4)$$

for any function $w : \Omega \mapsto \mathbb{R}$.

There are two ways to write related algorithms that act on functions $u^n \in H^1(\Omega)$. They are given in Definitions 1.1.4 and 1.1.5.

Definition 1.1.4 (First global Schwarz iteration) *Let u^n be an approximation to the solution to the Poisson problem (1.1), u^{n+1} is computed by solving first local sub-problems:*

$$\begin{aligned} -\Delta(w_i^{n+1}) &= f & \text{in } & \Omega_i, & w_i^{n+1} &= u^n & \text{on } & \partial\Omega_i \cap \bar{\Omega}_{3-i} \\ w_i^{n+1} &= 0 & \text{on } & \partial\Omega_i \cap \partial\Omega. \end{aligned} \quad (1.5)$$

and then gluing them together using the partition of unity functions:

$$u^{n+1} := \sum_{i=1}^2 E_i(\chi_i w_i^{n+1}). \quad (1.6)$$

We can prove the following property:

Lemma 1.1.1 *Algorithm (1.5)-(1.6) which iterates on u^n and algorithm (1.3) which iterates on (u_1^n, u_2^n) are equivalent.*

Proof Starting from initial guesses which satisfy $u^0 = \sum_{i=1}^2 E_i(\chi_i u_i^0)$, we prove by induction that

$$u^n = \sum_{i=1}^2 E_i(\chi_i u_i^n). \quad (1.7)$$

holds for all $n \geq 0$. Assume the property holds at step n of the algorithm. Then, using the fact that $\chi_1 = 1$ and $\chi_2 = 0$ on $\partial\Omega_1 \cap \bar{\Omega}_2$ we have by definition that w_1^{n+1} is a solution to BVP (1.3):

$$\begin{aligned} -\Delta(w_1^{n+1}) &= f & \text{in } & \Omega_1, \\ w_1^{n+1} &= 0 & \text{on } & \partial\Omega_1 \cap \partial\Omega, \\ w_1^{n+1} = u^n &= \sum_{i=1}^2 E_i(\chi_i u_i^n) = u_2^n & \text{on } & \partial\Omega_1 \cap \bar{\Omega}_2. \end{aligned} \quad (1.8)$$

and thus $w_1^{n+1} = u_1^{n+1}$. The proof is the same for $w_2^{n+1} = u_2^{n+1}$. Finally, we have using (1.6):

$$u^{n+1} = \sum_{i=1}^2 E_i(\chi_i w_i^{n+1}) = \sum_{i=1}^2 E_i(\chi_i u_i^{n+1}).$$

■

We introduce in Algorithm 1 another formulation to algorithm (1.5)-(1.6) in terms of the continuous residual $r^n := f + \Delta u^n$. This way, we get closer to the algebraic definition of domain decomposition methods. Algorithm 1 is named RAS which stands for Restricted Additive Schwarz.

Lemma 1.1.2 (Equivalence between Schwarz' algorithm and RAS)

The algorithm defined by (1.12), (1.13) and (1.14) is called the continuous RAS algorithm. It is equivalent to the Schwarz' algorithm (1.3).

Proof Here, we have to prove the equality

$$u^n = E_1(\chi_1 u_1^n) + E_2(\chi_2 u_2^n),$$

where $u_{1,2}^n$ is given by (1.3) and u^n is given by (1.12)-(1.13)-(1.14). We assume that the property holds for the initial guesses:

$$u^0 = E_1(\chi_1 u_1^0) + E_2(\chi_2 u_2^0)$$

and proceed by induction assuming the property holds at step n of the algorithm, i.e. $u^n = E_1(\chi_1 u_1^n) + E_2(\chi_2 u_2^n)$. From (1.14) we have

$$u^{n+1} = E_1(\chi_1(u^n + v_1^n)) + E_2(\chi_2(u^n + v_2^n)). \quad (1.9)$$

We prove now that $u_{|\Omega_1}^n + v_1^n = u_1^{n+1}$ by proving that $u_{|\Omega_1}^n + v_1^n$ satisfies (1.3) as u_1^{n+1} does. We first note that, using (1.13)-(1.12) we have:

$$\begin{aligned} -\Delta(u^n + v_1^n) &= -\Delta(u^n) + r^n = -\Delta(u^n) + f + \Delta(u^n) = f \quad \text{in } \Omega_1, \\ u^n + v_1^n &= u^n \quad \text{on } \partial\Omega_1 \cap \overline{\Omega_2}, \end{aligned} \quad (1.10)$$

It remains to prove that

$$u^n = u_2^n \quad \text{on } \partial\Omega_1 \cap \overline{\Omega_2}.$$

By the induction hypothesis we have $u^n = E_1(\chi_1 u_1^n) + E_2(\chi_2 u_2^n)$. On $\partial\Omega_1 \cap \overline{\Omega_2}$, we have $\chi_1 \equiv 0$ and thus $\chi_2 \equiv 1$. So that on $\partial\Omega_1 \cap \overline{\Omega_2}$ we have :

$$u^n = \chi_1 u_1^n + \chi_2 u_2^n = u_2^n. \quad (1.11)$$

Finally from (1.10) and (1.11) we can conclude that $u_{|\Omega_1}^n + v_1^n = u_1^{n+1}$ satisfies problem (1.3) and is thus equal to u_1^{n+1} . The same holds for domain Ω_2 , $u_{|\Omega_2}^n + v_2^n = u_2^{n+1}$. Then equation (1.9) reads

$$u^{n+1} = E_1(\chi_1 u_1^{n+1}) + E_2(\chi_2 u_2^{n+1})$$

which ends the proof of the equivalence between Schwarz' algorithm and the continuous RAS algorithm (1.12)-(1.13)-(1.15). ■

Another global variant of the parallel Schwarz algorithm (1.3) consists in replacing formula (1.6) by a simpler formula not based on the partition of unity.

Algorithm 1 RAS algorithm at the continuous level

1. Compute the residual $r^n : \Omega \rightarrow \mathbb{R}$:

$$r^n := f + \Delta(u^n) \quad (1.12)$$

2. For $i = 1, 2$ solve for a local correction v_i^n :

$$-\Delta(v_i^n) = r^n \quad \text{in } \Omega_i, \quad v_i^n = 0 \quad \text{on } \partial\Omega_i \quad (1.13)$$

3. Compute an average of the local corrections and update u^n :

$$u^{n+1} = u^n + E_1(\chi_1 v_1^n) + E_2(\chi_2 v_2^n). \quad (1.14)$$

where $(\chi_i)_{i=1,2}$ and $(E_i)_{i=1,2}$ define a partition of unity as in defined in section 1.1 equation (1.4).

Definition 1.1.5 (Second global Schwarz iteration) *Let u^n be an approximation to the solution to the Poisson problem (1.1), u^{n+1} is computed by solving first local sub-problems (1.5) and then gluing them together without the use of the partition of unity functions:*

$$u^{n+1} := \sum_{i=1}^2 E_i(w_i^{n+1}). \quad (1.15)$$

It is easy to check that this algorithm is equivalent to Algorithm 2 which is called ASM (Additive Schwarz method).

Algorithm 2 ASM algorithm at the continuous level

1. Compute the residual $r^n : \Omega \rightarrow \mathbb{R}$:

$$r^n := f + \Delta(u^n) \quad (1.16)$$

2. For $i = 1, 2$ solve for a local correction v_i^n :

$$-\Delta(v_i^n) = r^n \quad \text{in } \Omega_i, \quad v_i^n = 0 \quad \text{on } \partial\Omega_i \quad (1.17)$$

3. Update u^n :

$$u^{n+1} = u^n + E_1(v_1^n) + E_2(v_2^n). \quad (1.18)$$

To sum up, starting from the original Schwarz algorithm (1.2) that is sequential, we have thus three continuous algorithms that are essentially parallel:

- Algorithm (1.3) Jacobi Schwarz Method (JSM)
- Algorithm (1.12)-(1.13)-(1.14) Restricted Additive Schwarz (RAS)
- Algorithm (1.16)-(1.17)-(1.18) Additive Schwarz Method (ASM)

The discrete version of the first algorithm is seldom implemented since it involves duplication of unknowns. The discrete version of the second algorithm is the *restricted additive Schwarz* method (RAS, see [17, 18]) which is the default parallel solver in the package PETSC. The discrete version of the third algorithm is the *additive Schwarz method* (ASM) for which many theoretical results have been derived, see [179] and references therein. The latter term was introduced first by Dryja and Widlund in [64] for a variant of the algorithm firstly introduced at continuous level in [135].

1.2 Connection with the Block Jacobi algorithm

In the previous section we have noticed that the three methods illustrate different points of view of the Schwarz iteration, the continuous aspect emphasized the interest of the overlap, which can be often hidden by the discretization. When going to the discrete level, we will see that Schwarz algorithm is, from a linear algebra point of view a variation of a block-Jacobi algorithm.

We first recall the definition of a block Jacobi algorithm and then establish a connection with the Schwarz algorithms. Let us consider a linear system:

$$A\mathbf{U} = \mathbf{F} \quad (1.19)$$

with a matrix A of size $m \times m$, a right-hand side $\mathbf{F} \in \mathbb{R}^m$ and a solution $\mathbf{U} \in \mathbb{R}^m$ where m is an integer. The set of indices $\{1, \dots, m\}$ is partitioned into two sets

$$\mathcal{N}_1 := \{1, \dots, m_s\} \text{ and } \mathcal{N}_2 := \{m_s + 1, \dots, m\}.$$

Let $\mathbf{U}_1 := (U_k)_{k \in \mathcal{N}_1} := \mathbf{U}|_{\mathcal{N}_1}$, $\mathbf{U}_2 := (U_k)_{k \in \mathcal{N}_2} := \mathbf{U}|_{\mathcal{N}_2}$ and similarly $\mathbf{F}_1 := \mathbf{F}|_{\mathcal{N}_1}$, $\mathbf{F}_2 := \mathbf{F}|_{\mathcal{N}_2}$.

The linear system has the following block form:

$$\begin{pmatrix} A_{11} & A_{12} \\ A_{21} & A_{22} \end{pmatrix} \begin{pmatrix} \mathbf{U}_1 \\ \mathbf{U}_2 \end{pmatrix} = \begin{pmatrix} \mathbf{F}_1 \\ \mathbf{F}_2 \end{pmatrix}$$

where $A_{ij} := A|_{\mathcal{N}_i \times \mathcal{N}_j}$, $1 \leq i, j \leq 2$.

Definition 1.2.1 (Jacobi algorithm) *Let D be the diagonal of A , the Jacobi algorithm reads:*

$$D\mathbf{U}^{n+1} = D\mathbf{U}^n + (\mathbf{F} - A\mathbf{U}^n),$$

or equivalently,

$$\mathbf{U}^{n+1} = \mathbf{U}^n + D^{-1}(\mathbf{F} - A\mathbf{U}^n) = \mathbf{U}^n + D^{-1}\mathbf{r}^n,$$

where $\mathbf{r}^n = F - A\mathbf{U}^n$ is the residual of the equation.

We now define a block Jacobi algorithm.

Definition 1.2.2 (Block-Jacobi algorithm) *The block-Jacobi algorithm reads:*

$$\begin{pmatrix} A_{11} & 0 \\ 0 & A_{22} \end{pmatrix} \begin{pmatrix} \mathbf{U}_1^{n+1} \\ \mathbf{U}_2^{n+1} \end{pmatrix} = \begin{pmatrix} A_{11} & 0 \\ 0 & A_{22} \end{pmatrix} \begin{pmatrix} \mathbf{U}_1^n \\ \mathbf{U}_2^n \end{pmatrix} + \begin{pmatrix} F_1 \\ F_2 \end{pmatrix} - A \begin{pmatrix} \mathbf{U}_1^n \\ \mathbf{U}_2^n \end{pmatrix} \quad (1.20)$$

or equivalently

$$\begin{pmatrix} A_{11} & 0 \\ 0 & A_{22} \end{pmatrix} \begin{pmatrix} \mathbf{U}_1^{n+1} \\ \mathbf{U}_2^{n+1} \end{pmatrix} = \begin{pmatrix} F_1 - A_{12}\mathbf{U}_2^n \\ F_2 - A_{21}\mathbf{U}_1^n \end{pmatrix}. \quad (1.21)$$

In order to have a more compact form of the previous algorithm, we introduce R_1 the restriction operator from \mathcal{N} into \mathcal{N}_1 and similarly R_2 the restriction operator from \mathcal{N} into \mathcal{N}_2 . The transpose operator R_i^T are extensions operators from \mathcal{N}_i into \mathcal{N} . Note that $A_{ii} = R_i A R_i^T$.

Lemma 1.2.1 (Compact form of a block-Jacobi algorithm) *The algorithm (1.21) can be re-written as*

$$\boxed{\mathbf{U}^{n+1} = \mathbf{U}^n + (R_1^T (R_1 A R_1^T)^{-1} R_1 + R_2^T (R_2 A R_2^T)^{-1} R_2) \mathbf{r}^n.} \quad (1.22)$$

Proof Let $\mathbf{U}^n = (\mathbf{U}_1^{nT}, \mathbf{U}_2^{nT})^T$, algorithm (1.21) becomes

$$\begin{pmatrix} A_{11} & 0 \\ 0 & A_{22} \end{pmatrix} \mathbf{U}^{n+1} = F - \begin{pmatrix} 0 & A_{12} \\ A_{21} & 0 \end{pmatrix} \mathbf{U}^n. \quad (1.23)$$

On the other hand, equation (1.20) can be rewritten equivalently

$$\begin{pmatrix} \mathbf{U}_1^{n+1} \\ \mathbf{U}_2^{n+1} \end{pmatrix} = \begin{pmatrix} \mathbf{U}_1^n \\ \mathbf{U}_2^n \end{pmatrix} + \begin{pmatrix} A_{11} & 0 \\ 0 & A_{22} \end{pmatrix}^{-1} \begin{pmatrix} \mathbf{r}_1^n \\ \mathbf{r}_2^n \end{pmatrix} \Leftrightarrow \mathbf{U}^{n+1} = \mathbf{U}^n + \begin{pmatrix} A_{11}^{-1} & 0 \\ 0 & A_{22}^{-1} \end{pmatrix} \mathbf{r}^n \quad (1.24)$$

where $\mathbf{r}_i^n := \mathbf{r}_{|\mathcal{N}_i}^n$, $i = 1, 2$. By taking into account that

$$\begin{pmatrix} A_{11}^{-1} & 0 \\ 0 & 0 \end{pmatrix} = R_1^T A_{11}^{-1} R_1 = R_1^T (R_1 A R_1^T)^{-1} R_1$$

and

$$\begin{pmatrix} 0 & 0 \\ 0 & A_{22}^{-1} \end{pmatrix} = R_2^T A_{22}^{-1} R_2 = R_2^T (R_2 A R_2^T)^{-1} R_2,$$

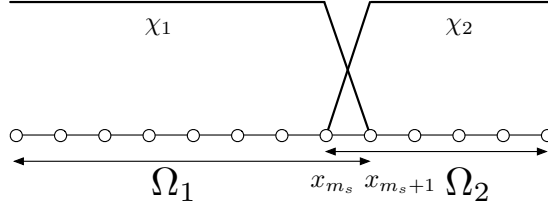


Figure 1.2: Domain decomposition with minimal overlap and partition of unity

the conclusion follows easily. \blacksquare

In order to establish a connection with the Schwarz algorithms, consider the following BVP on $\Omega := (0, 1)$: Find u such that

$$\begin{aligned} -\Delta u &= f, & \text{in } \Omega \\ u(0) &= u(1) = 0. \end{aligned}$$

We discretize it by a three point finite difference scheme on the grid $x_j := jh$, $1 \leq j \leq m$ where $h := 1/(m+1)$. Let $u_j \simeq u(x_j)$, $f_j := f(x_j)$, $1 \leq j \leq m$ and $\mathbf{U} = (u_j)_{1 \leq j \leq m}$, $\mathbf{F} = (f_j)_{1 \leq j \leq m}$ satisfy equation (1.19) where A is the tridiagonal matrix $A_{j,j} := 2/h^2$ and $A_{j,j+1} = A_{j+1,j} := -1/h^2$.

Let domains $\Omega_1 := (0, (m_s + 1)h)$ and $\Omega_2 := (m_s h, 1)$ define an overlapping decomposition with a minimal overlap of width h . The discretization of (1.5) for domain Ω_1 reads

$$\begin{cases} -\frac{u_{1,j-1}^{n+1} - 2u_{1,j}^{n+1} + u_{1,j+1}^{n+1}}{h^2} = f_j, & 1 \leq j \leq m_s \\ u_{1,0}^{n+1} = 0 \\ u_{1,m_s+1}^{n+1} = u_{2,m_s+1}^n \end{cases}.$$

Solving for $\mathbf{U}_1^{n+1} = (u_{1,j}^{n+1})_{1 \leq j \leq m_s}$ corresponds to solving a Dirichlet boundary value problem in subdomain Ω_1 with Dirichlet data taken from the other subdomain at the previous step. With the notations introduced previously, \mathbf{U}_1^{n+1} satisfies

$$A_{11}\mathbf{U}_1^{n+1} + A_{12}\mathbf{U}_2^n = \mathbf{F}_1.$$

Similarly, we have

$$A_{22}\mathbf{U}_2^{n+1} + A_{21}\mathbf{U}_1^n = \mathbf{F}_2.$$

These two equations are equivalent to (1.21) and represent the discretization of the JSM method (1.3).

The discrete counterpart of the extension operator E_1 (resp. E_2) is defined by $E_1(\mathbf{U}_1) = (\mathbf{U}_1^T, 0)^T$ (resp. $E_2(\mathbf{U}_2) = (0, \mathbf{U}_2^T)^T$). The discretization of the ASM (1.5)-(1.15) is then given by equation (1.23). *Thus when the overlap is minimal, the ASM method reduces to the block Jacobi algorithm.*

Let χ_i , $i = 1, 2$ be the piecewise linear functions that define a partition of unity on the domain decomposition, see Figure 1.2. In this very simple configuration,

$$\chi_1(x) = \begin{cases} 1 & \text{if } 0 \leq x \leq x_{m_s} \\ \frac{x_{m_s+1} - x}{h} & \text{if } x_{m_s} \leq x \leq x_{m_s+1} \end{cases}$$

and

$$\chi_2(x) = \begin{cases} \frac{x - x_{m_s}}{h} & \text{if } x_{m_s} \leq x \leq x_{m_s+1} \\ 1 & \text{if } x_{m_s+1} \leq x \leq 1 \end{cases}.$$

Functions χ_i , $i = 1, 2$ define a partition of unity in the sense of (1.4). Since the overlap is minimal, the discretization of (1.6) is equivalent to that of (1.15). Thus RAS reduces, in this case, to ASM.

Remark 1.2.1 *In conclusion when the overlap is minimal the discrete counterparts of the three Schwarz methods of section 1.1 are equivalent to the same block Jacobi algorithm. Notice here a counter-intuitive feature: a non overlapping decomposition of the set of indices \mathcal{N} corresponds to a geometric decomposition of the domain Ω with minimal overlap.*

1.3 Algebraic algorithms: discrete partition of unity

Our goal is to introduce the algebraic counterparts of algorithms RAS and ASM defined in § 1.1 in the general case. The simplest way to do so is to write the iterative method in terms of residuals as is done in equation (1.22). In order to do this, we need to settle some elements necessary in this writing. One of them is the proper definition of the partition of unity.

At the continuous level (partial differential equations), the main ingredients of the partition of unity are

- An open domain Ω and an overlapping decomposition into N open subsets $\Omega = \cup_{i=1}^N \Omega_i$.
- A function $u : \Omega \rightarrow \mathbb{R}$.
- The extension operator E_i of a function $\Omega_i \rightarrow \mathbb{R}$ to a function $\Omega \rightarrow \mathbb{R}$ equals to zero in $\Omega \setminus \Omega_i$.
- The partition of unity functions χ_i , $1 \leq i \leq N$ introduced in formula (1.4) which verify for all functions $u : \Omega \rightarrow \mathbb{R}$:

$$u = \sum_{i=1}^2 E_i(\chi_i u|_{\Omega_i}).$$

We can give a similar definition at the discrete level.

Definition 1.3.1 (Algebraic partition of unity) *At the discrete level, the main ingredients of the partition of unity are*

- A set indices of degrees of freedom \mathcal{N} and a decomposition into N subsets $\mathcal{N} = \cup_{i=1}^N \mathcal{N}_i$.
- A vector $\mathbf{U} \in \mathbb{R}^{\#\mathcal{N}}$.
- The restriction of a vector $\mathbf{U} \in \mathbb{R}^{\#\mathcal{N}}$ to a subdomain Ω_i , $1 \leq i \leq N$ can be expressed as $R_i \mathbf{U}$ where R_i is a rectangular $\#\mathcal{N}_i \times \#\mathcal{N}$ Boolean matrix. The extension operator will be the transpose matrix R_i^T .
- The partition of unity “functions” at discrete level correspond to diagonal matrices of size $\#\mathcal{N}_i \times \#\mathcal{N}_i$ with non negative entries such that for all vectors $\mathbf{U} \in \mathbb{R}^{\#\mathcal{N}}$

$$U = \sum_{i=1}^N R_i^T D_i R_i U ,$$

or in other words

$$\boxed{I_d = \sum_{i=1}^N R_i^T D_i R_i} \quad (1.25)$$

where $I_d \in \mathbb{R}^{\#\mathcal{N} \times \#\mathcal{N}}$ is the identity matrix.

As pointed out in Remark 1.2.1 an overlapping decomposition of a domain Ω might correspond to a partition of the set of indices.

In the following we will give some simple examples where all the ingredients of the Definition 1.3.1 are detailed and we will check that (1.25) is verified in those cases.

1.3.1 Two subdomain case in one dimension

1d Algebraic setting

We start from the 1d example of § 1.2 with $n = 5$, $n_s = 3$ so that the set of indices $\mathcal{N} := \{1, \dots, 5\}$ is partitioned into two sets, see Figure 1.3

$$\mathcal{N}_1 := \{1, 2, 3\} \text{ and } \mathcal{N}_2 := \{4, 5\} .$$

Then, matrix R_1 is of size 3×5 and matrix R_2 is of size 2×5 :

$$R_1 = \begin{pmatrix} 1 & 0 & 0 & 0 & 0 \\ 0 & 1 & 0 & 0 & 0 \\ 0 & 0 & 1 & 0 & 0 \end{pmatrix} \text{ and } R_2 = \begin{pmatrix} 0 & 0 & 0 & 1 & 0 \\ 0 & 0 & 0 & 0 & 1 \end{pmatrix} ,$$

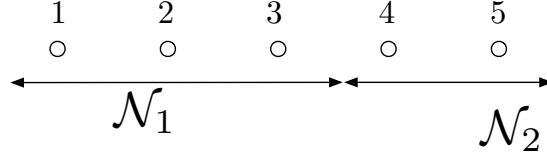


Figure 1.3: Algebraic partition of the set of indices

and

$$R_1^T = \begin{pmatrix} 1 & 0 & 0 \\ 0 & 1 & 0 \\ 0 & 0 & 1 \\ 0 & 0 & 0 \\ 0 & 0 & 0 \end{pmatrix} \quad \text{and} \quad R_2^T = \begin{pmatrix} 0 & 0 \\ 0 & 0 \\ 0 & 0 \\ 1 & 0 \\ 0 & 1 \end{pmatrix}.$$

We also have

$$D_1 = \begin{pmatrix} 1 & 0 & 0 \\ 0 & 1 & 0 \\ 0 & 0 & 1 \end{pmatrix} \quad \text{and} \quad D_2 = \begin{pmatrix} 1 & 0 \\ 0 & 1 \end{pmatrix}.$$

It is clear that relation (1.25) holds.

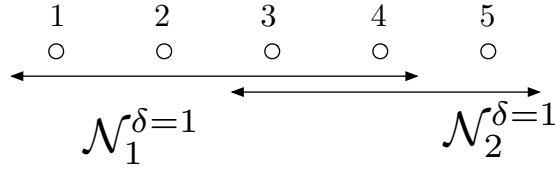


Figure 1.4: Algebraic decomposition of the set of indices into overlapping subsets

Consider now the case where each subset is extended with a neighboring point, see Figure 1.4:

$$\mathcal{N}_1^{\delta=1} := \{1, 2, 3, 4\} \quad \text{and} \quad \mathcal{N}_2^{\delta=1} := \{3, 4, 5\}.$$

Then, matrices R_1 and R_2 are:

$$R_1 = \begin{pmatrix} 1 & 0 & 0 & 0 & 0 \\ 0 & 1 & 0 & 0 & 0 \\ 0 & 0 & 1 & 0 & 0 \\ 0 & 0 & 0 & 1 & 0 \end{pmatrix} \quad \text{and} \quad R_2 = \begin{pmatrix} 0 & 0 & 1 & 0 & 0 \\ 0 & 0 & 0 & 1 & 0 \\ 0 & 0 & 0 & 0 & 1 \end{pmatrix}.$$

The simplest choices for the partition of unity matrices are

$$D_1 = \begin{pmatrix} 1 & 0 & 0 & 0 \\ 0 & 1 & 0 & 0 \\ 0 & 0 & 1 & 0 \\ 0 & 0 & 0 & 0 \end{pmatrix} \quad \text{and} \quad D_2 = \begin{pmatrix} 0 & 0 & 0 \\ 0 & 1 & 0 \\ 0 & 0 & 1 \end{pmatrix}$$

or

$$D_1 = \begin{pmatrix} 1 & 0 & 0 & 0 \\ 0 & 1 & 0 & 0 \\ 0 & 0 & 1/2 & 0 \\ 0 & 0 & 0 & 1/2 \end{pmatrix} \text{ and } D_2 = \begin{pmatrix} 1/2 & 0 & 0 \\ 0 & 1/2 & 0 \\ 0 & 0 & 1 \end{pmatrix}.$$

Again, it is clear that relation (1.25) holds.

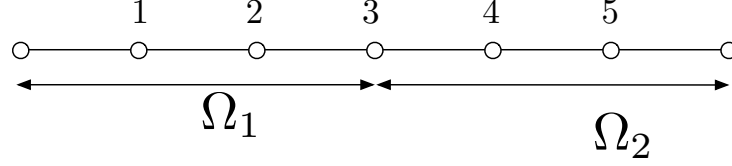


Figure 1.5: Finite element partition of the mesh

1d Finite element decomposition

We still consider the 1d example with a decomposition into two subdomains but now in a finite element spirit. A *partition* of the 1D mesh of Figure 1.5 corresponds to an *overlapping* decomposition of the set of indices:

$$\mathcal{N}_1 := \{1, 2, 3\} \text{ and } \mathcal{N}_2 := \{3, 4, 5\}.$$

Then, matrices R_1 and R_2 are:

$$R_1 = \begin{pmatrix} 1 & 0 & 0 & 0 & 0 \\ 0 & 1 & 0 & 0 & 0 \\ 0 & 0 & 1 & 0 & 0 \end{pmatrix} \text{ and } R_2 = \begin{pmatrix} 0 & 0 & 1 & 0 & 0 \\ 0 & 0 & 0 & 1 & 0 \\ 0 & 0 & 0 & 0 & 1 \end{pmatrix}.$$

In order to satisfy relation (1.25), the simplest choice for the partition of unity matrices is

$$D_1 = \begin{pmatrix} 1 & 0 & 0 \\ 0 & 1 & 0 \\ 0 & 0 & 1/2 \end{pmatrix} \text{ and } D_2 = \begin{pmatrix} 1/2 & 0 & 0 \\ 0 & 1 & 0 \\ 0 & 0 & 1 \end{pmatrix}$$

Consider now the situation where we add a mesh to each subdomain, see Figure 1.6. Accordingly, the set of indices is decomposed as:

$$\mathcal{N}_1^{\delta=1} := \{1, 2, 3, 4\} \text{ and } \mathcal{N}_2^{\delta=1} := \{2, 3, 4, 5\}.$$

Then, matrices R_1 and R_2 are:

$$R_1 = \begin{pmatrix} 1 & 0 & 0 & 0 & 0 \\ 0 & 1 & 0 & 0 & 0 \\ 0 & 0 & 1 & 0 & 0 \\ 0 & 0 & 0 & 1 & 0 \end{pmatrix} \text{ and } R_2 = \begin{pmatrix} 0 & 1 & 0 & 0 & 0 \\ 0 & 0 & 1 & 0 & 0 \\ 0 & 0 & 0 & 1 & 0 \\ 0 & 0 & 0 & 0 & 1 \end{pmatrix}.$$

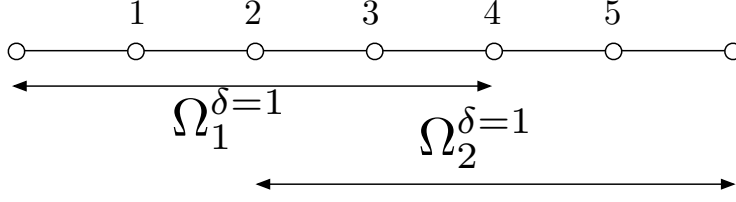


Figure 1.6: Finite element decomposition of the mesh into overlapping subdomains

In order to satisfy relation (1.25), the simplest choice for the partition of unity matrices is

$$D_1 = \begin{pmatrix} 1 & 0 & 0 & 0 \\ 0 & 1 & 0 & 0 \\ 0 & 0 & 1/2 & 0 \\ 0 & 0 & 0 & 0 \end{pmatrix} \text{ and } D_2 = \begin{pmatrix} 0 & 0 & 0 & 0 \\ 0 & 1/2 & 0 & 0 \\ 0 & 0 & 1 & 0 \\ 0 & 0 & 0 & 1 \end{pmatrix}.$$

Another possible choice that will satisfy relation (1.25) as well is

$$D_1 = \begin{pmatrix} 1 & 0 & 0 & 0 \\ 0 & 1/2 & 0 & 0 \\ 0 & 0 & 1/2 & 0 \\ 0 & 0 & 0 & 1/2 \end{pmatrix} \text{ and } D_2 = \begin{pmatrix} 1/2 & 0 & 0 & 0 \\ 0 & 1/2 & 0 & 0 \\ 0 & 0 & 1/2 & 0 \\ 0 & 0 & 0 & 1 \end{pmatrix}.$$

1.3.2 Multi dimensional problems and many subdomains

In the general case, the set of indices \mathcal{N} can be partitioned by an automatic graph partitioner such as METIS[118] or SCOTCH [24]. From the input matrix A , a connectivity graph is created. Two indices $i, j \in \mathcal{N}$ are connected if the matrix coefficient $A_{ij} \neq 0$. Usually, even if matrix A is not symmetric, the connectivity graph is symmetrized. Then algorithms that find a good partitioning of highly unstructured graphs are used. This distribution must be done so that the number of elements assigned to each processor is roughly the same, and the number of adjacent elements assigned to different processors is minimized. The goal of the first condition is to balance the computations among the processors. The goal of the second condition is to minimize the communication resulting from the placement of adjacent elements to different processors.

Multi-D algebraic setting

Let us consider a partition into N subsets (see Figure 1.7):

$$\mathcal{N} := \bigcup_{i=1}^N \mathcal{N}_i, \quad \mathcal{N}_i \cap \mathcal{N}_j = \emptyset \text{ for } i \neq j. \quad (1.26)$$

Let R_i be the restriction matrix from set \mathcal{N} to the subset \mathcal{N}_i and D_i the identity matrix of size $\#\mathcal{N}_i \times \#\mathcal{N}_i$, $1 \leq i \leq N$. Then, relation (1.25) is satisfied.

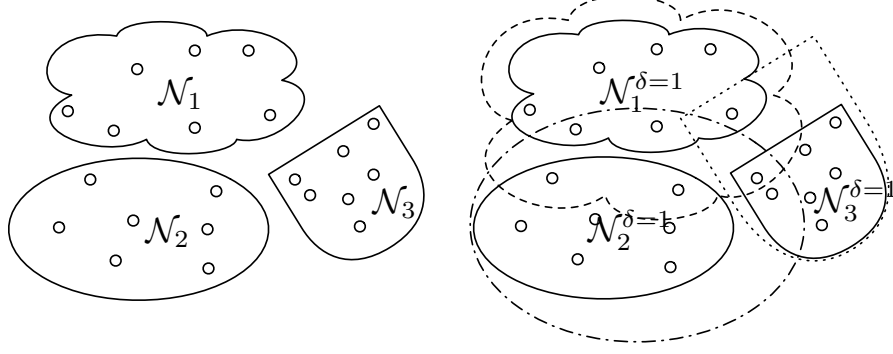


Figure 1.7: Partition and overlapping decomposition of the set of indices

Consider now the case where each subset \mathcal{N}_i is extended with its direct neighbors to form $\mathcal{N}_i^{\delta=1}$, see Figure 1.7. Let R_i be the restriction matrix from set \mathcal{N} to the subset $\mathcal{N}_i^{\delta=1}$ and D_i be a diagonal matrix of size $\#\mathcal{N}_i^{\delta=1} \times \#\mathcal{N}_i^{\delta=1}$, $1 \leq i \leq N$. For the choice of the coefficients of D_i there are two main options. The simplest one is to define it as a Boolean matrix:

$$(D_i)_{jj} := \begin{cases} 1 & \text{if } j \in \mathcal{N}_i, \\ 0 & \text{if } j \in \mathcal{N}_i^{\delta=1} \setminus \mathcal{N}_i. \end{cases}$$

Then, relation (1.25) is satisfied. Another option is to introduce for all $j \in \mathcal{N}$ the set of subsets having j as an element:

$$\mathcal{M}_j := \{1 \leq i \leq N \mid j \in \mathcal{N}_i^{\delta=1}\}.$$

Then, define

$$(D_i)_{jj} := 1/\#\mathcal{M}_j, \text{ for } j \in \mathcal{N}_i^{\delta=1}.$$

Then, relation (1.25) is satisfied.

Multi-D finite element decomposition

Partitioning a set of indices is well adapted to an algebraic framework. In a finite element setting, the computational domain is the union of elements of the finite element mesh \mathcal{T}_h . A geometric partition of the computational domain is natural. Here again, graph partitioning can be used by first modeling the finite element mesh by a graph, and then partitioning it into N parts, see Figure 1.8. By adding to each part layers of elements, it is

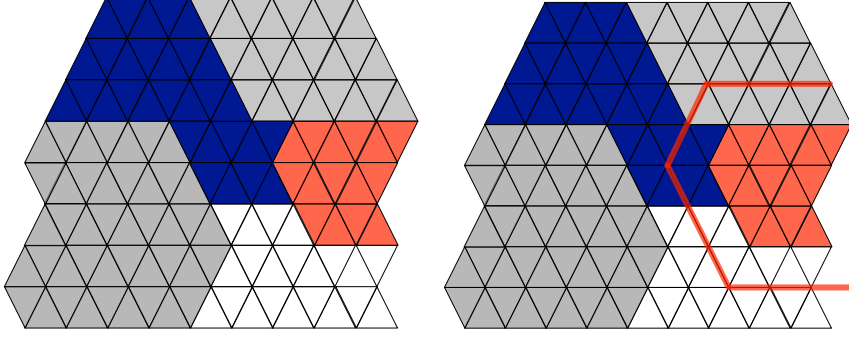


Figure 1.8: Left: Finite element partition; Right: one layer extension of the right subdomain

possible to create overlapping subdomains resolved by the finite element meshes:

$$\Omega_i = \bigcup_{\tau \in \mathcal{T}_{i,h}} \tau \text{ for } 1 \leq i \leq N. \quad (1.27)$$

Let $\{\phi_k\}_{k \in \mathcal{N}}$ be a basis of the finite element space. We define

$$\mathcal{N}_i := \{k \in \mathcal{N} : \text{supp}(\phi_k) \cap \Omega_i \neq \emptyset\} \quad 1 \leq i \leq N. \quad (1.28)$$

For each degree of freedom $k \in \mathcal{N}$, let

$$\mu_k := \#\{j : 1 \leq j \leq N \text{ and } \text{supp}(\phi_k) \cap \Omega_j \neq \emptyset\}.$$

Let R_i be the restriction matrix from set \mathcal{N} to the subset \mathcal{N}_i and D_i be a diagonal matrix of size $\#\mathcal{N}_i \times \#\mathcal{N}_i$, $1 \leq i \leq N$ such that

$$(D_i)_{kk} := 1/\mu_k, \quad k \in \mathcal{N}_i.$$

Then, relation (1.25) is satisfied.

1.4 Iterative Schwarz methods: RAS, ASM

In a similar way to what was done for the block Jacobi algorithm in equation (1.22), we can define RAS (the counterpart of Algorithm (1.5)-(1.6)) and ASM algorithms (the counterpart of Algorithm (1.5)-(1.15)).

Definition 1.4.1 (RAS algorithm) *The iterative RAS algorithm is the preconditioned fixed point iteration defined by*

$$\mathbf{U}^{n+1} = \mathbf{U}^n + M_{RAS}^{-1} \mathbf{r}^n, \quad \mathbf{r}^n := \mathbf{F} - A \mathbf{U}^n$$

where the matrix

$$M_{RAS}^{-1} := \sum_{i=1}^N R_i^T D_i (R_i A R_i^T)^{-1} R_i \quad (1.29)$$

is called the RAS preconditioner.

Definition 1.4.2 (ASM algorithm) *The iterative ASM algorithm is the preconditioned fixed point iteration defined by*

$$\mathbf{U}^{n+1} = \mathbf{U}^n + M_{ASM}^{-1} \mathbf{r}^n, \quad \mathbf{r}^n := \mathbf{F} - A \mathbf{U}^n$$

where the matrix

$$M_{ASM}^{-1} := \sum_{i=1}^N R_i^T (R_i A R_i^T)^{-1} R_i \quad (1.30)$$

is called the ASM preconditioner.

1.5 Convergence analysis

In order to have an idea about the convergence of these methods, we perform a simple yet revealing analysis. We consider in § 1.5.1. a one dimensional domain decomposed into two subdomains. This shows that the size of the overlap between the subdomains is key to the convergence of the method. In § 1.5.2 an analysis in the multi dimensional case is carried out by a Fourier analysis. It reveals that the high frequency component of the error is very quickly damped thanks to the overlap whereas the low frequency part will demand a special treatment, see chapter 4 on coarse spaces and two-level methods.

1.5.1 1d case: a geometrical analysis

In the 1D case, the original sequential Schwarz method (1.2) can be analyzed easily. Let $L > 0$ and the domain $\Omega = (0, L)$ be decomposed into two subdomains $\Omega_1 := (0, L_1)$ and $\Omega_2 := (l_2, L)$ with $l_2 \leq L_1$. By linearity of the equation and of the algorithm the error $e_i^n := u_i^n - u|_{\Omega_i}$, $i = 1, 2$ satisfies

$$\begin{aligned} -\frac{d^2 e_1^{n+1}}{dx^2} &= 0 & \text{in } (0, L_1) & & \text{then,} & & -\frac{d^2 e_2^{n+1}}{dx^2} &= 0 & \text{in } (l_2, L) \\ e_1^{n+1}(0) &= 0 & & & & & e_2^{n+1}(l_2) &= e_1^{n+1}(l_2) \\ e_1^{n+1}(L_1) &= e_2^n(L_1) & & & & & e_2^{n+1}(L) &= 0. \end{aligned} \quad (1.31)$$

Thus the errors are affine functions in each subdomain:

$$e_1^{n+1}(x) = e_2^n(L_1) \frac{x}{L_1} \quad \text{and} \quad e_2^{n+1}(x) = e_1^{n+1}(l_2) \frac{L-x}{L-l_2}.$$

Thus, we have

$$e_2^{n+1}(L_1) = e_1^{n+1}(l_2) \frac{L-L_1}{L-l_2} = e_2^n(L_1) \frac{l_2}{L_1} \frac{L-L_1}{L-l_2}.$$

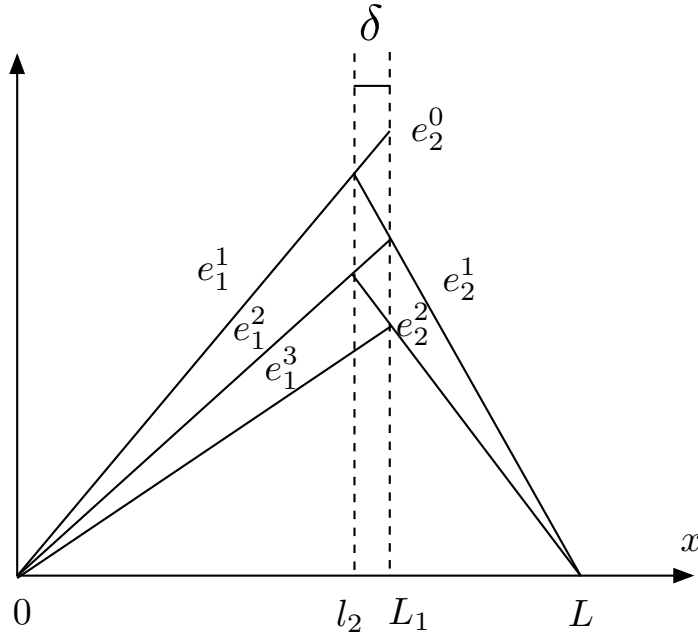


Figure 1.9: Convergence of the Schwarz method

Let $\delta := L_1 - l_2$ denote the size of the overlap, we have

$$e_2^{n+1}(L_1) = \frac{l_2}{l_2 + \delta} \frac{L - l_2 - \delta}{L - l_2} e_2^n(L_1) = \frac{1 - \delta/(L - l_2)}{1 + \delta/l_2} e_2^n(L_1).$$

We see that the following quantity is the convergence factor of the algorithm

$$\rho_1 = \frac{1 - \delta/(L - l_2)}{1 + \delta/l_2}$$

It is clear that $\delta > 0$ is a sufficient and necessary condition to have convergence. The convergence becomes faster as the ratio of the size of the overlap over the size of a subdomain is bigger. A geometric illustration of the history of the convergence can be found in figure 1.9.

1.5.2 2d case: Fourier analysis for two subdomains

For sake of simplicity we consider the plane \mathbb{R}^2 decomposed into two half-planes $\Omega_1 = (-\infty, \delta) \times \mathbb{R}$ and $\Omega_2 = (0, \infty) \times \mathbb{R}$ with an overlap of size $\delta > 0$. We choose as an example a symmetric positive definite problem ($\eta > 0$)

$$\begin{aligned} (\eta - \Delta)(u) &= f \quad \text{in } \mathbb{R}^2, \\ u &\text{ is bounded at infinity,} \end{aligned}$$

The Jacobi-Schwarz method for this problem is the following iteration

$$\begin{aligned}(\eta - \Delta)(u_1^{n+1}) &= f(x, y), & (x, y) \in \Omega_1 \\ u_1^{n+1}(\delta, y) &= u_2^n(\delta, y), & y \in \mathbb{R}\end{aligned}\tag{1.32}$$

and

$$\begin{aligned}(\eta - \Delta)(u_2^{n+1}) &= f(x, y), & (x, y) \in \Omega_2 \\ u_2^{n+1}(0, y) &= u_1^n(0, y), & y \in \mathbb{R}\end{aligned}\tag{1.33}$$

with the local solutions u_j^{n+1} , $j = 1, 2$ bounded at infinity.

In order to compute the convergence factor, we introduce the errors

$$e_i^n := u_i^n - u|_{\Omega_i}, \quad i = 1, 2.$$

By linearity, the errors satisfy the above algorithm with $f = 0$:

$$\begin{aligned}(\eta - \Delta)(e_1^{n+1}) &= f(x, y), & (x, y) \in \Omega_1 \\ e_1^{n+1}(\delta, y) &= e_2^n(\delta, y), & y \in \mathbb{R}\end{aligned}\tag{1.34}$$

and

$$\begin{aligned}(\eta - \Delta)(e_2^{n+1}) &= f(x, y), & (x, y) \in \Omega_2 \\ e_2^{n+1}(0, y) &= e_1^n(0, y), & y \in \mathbb{R}\end{aligned}\tag{1.35}$$

with e_j^{n+1} bounded at infinity.

By taking the partial Fourier transform of the first line of (1.34) in the y direction we get:

$$\left(\eta - \frac{\partial^2}{\partial x^2} + k^2\right)(\hat{e}_1^{n+1}(x, k)) = 0 \quad \text{in } \Omega_1.$$

For a given Fourier variable k , this is an ODE whose solution is sought in the form

$$\hat{e}_1^{n+1}(x, k) = \sum_j \gamma_j(k) \exp(\lambda_j(k)x).$$

A simple computation gives

$$\lambda_1(k) = \lambda^+(k), \quad \lambda_2(k) = \lambda^-(k), \quad \text{with } \lambda^\pm(k) = \pm\sqrt{\eta + k^2}.$$

Therefore we have

$$\hat{e}_1^{n+1}(x, k) = \gamma_+^{n+1}(k) \exp(\lambda^+(k)x) + \gamma_-^{n+1}(k) \exp(\lambda^-(k)x).$$

Since the solution must be bounded at $x = -\infty$, this implies that $\gamma_-^{n+1}(k) \equiv 0$.

Thus we have

$$\hat{e}_1^{n+1}(x, k) = \gamma_+^{n+1}(k) \exp(\lambda^+(k)x)$$

or equivalently, by changing the value of the coefficient γ_+ ,

$$\hat{e}_1^{n+1}(x, k) = \gamma_1^{n+1}(k) \exp(\lambda^+(k)(x - \delta))$$

and similarly, in domain Ω_2 we have:

$$\hat{e}_2^{n+1}(x, k) = \gamma_2^{n+1}(k) \exp(\lambda^-(k)x)$$

with $\gamma_{1,2}^{n+1}$ to be determined. From the interface conditions we get

$$\gamma_1^{n+1}(k) = \gamma_2^n(k) \exp(\lambda^-(k)\delta)$$

and

$$\gamma_2^{n+1}(k) = \gamma_1^n(k) \exp(-\lambda^+(k)\delta).$$

Combining these two and denoting $\lambda(k) = \lambda^+(k) = -\lambda^-(k)$, we get for $i = 1, 2$,

$$\gamma_i^{n+1}(k) = \rho(k; \alpha, \delta)^2 \gamma_i^{n-1}(k)$$

with ρ the convergence factor given by:

$$\boxed{\rho(k; \alpha, \delta) = \exp(-\lambda(k)\delta), \lambda(k) = \sqrt{\eta + k^2}.} \quad (1.36)$$

A graphical representation can be found in Figure 1.10 for some values of the overlap. This formula deserves a few remarks.

Remark 1.5.1 *We have the following properties:*

- For all $k \in \mathbb{R}$, $\rho(k) < \exp(-\sqrt{\eta}\delta) < 1$ so that $\gamma_i^n(k) \rightarrow 0$ uniformly as n goes to infinity.
- $\rho \rightarrow 0$ as k tends to infinity, high frequency modes of the error converge very fast.
- When there is no overlap ($\delta = 0$), $\rho = 1$ and there is stagnation of the method.

1.6 More sophisticated Schwarz methods: P.L. Lions' Algorithm

During the last decades, more sophisticated Schwarz methods were designed, namely the optimized Schwarz methods. These methods are based on a classical domain decomposition, but they use more effective transmission conditions than the classical Dirichlet conditions at the interfaces between subdomains. The first more effective transmission conditions were first introduced by P.L. Lions' [125]. For elliptic problems, we have seen that

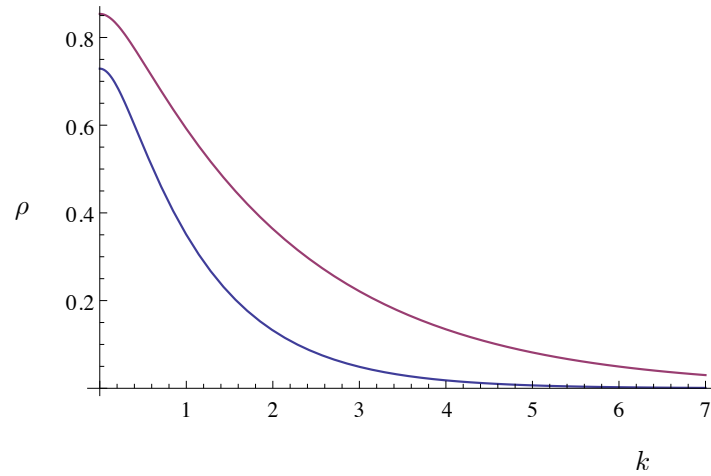


Figure 1.10: Convergence rate of the Schwarz method for $\eta = .1$, $\delta = 0.5$ (red curve) or $\delta = 1$ (blue curve).

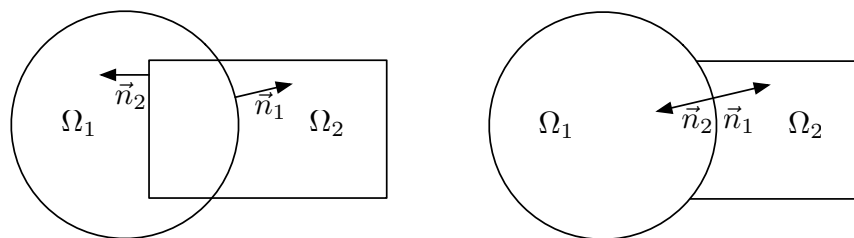


Figure 1.11: Outward normals for overlapping and non overlapping subdomains for P.L. Lions' algorithm.

Schwarz algorithms work only for overlapping domain decompositions and their performance in terms of iterations counts depends on the width of the overlap. The algorithm introduced by P.L. Lions [125] can be applied to both overlapping and non overlapping subdomains. It is based on improving Schwarz methods by replacing the Dirichlet interface conditions by Robin interface conditions.

Let α be a positive number, the modified algorithm reads

$$\begin{aligned} -\Delta(u_1^{n+1}) &= f && \text{in } \Omega_1, \\ u_1^{n+1} &= 0 && \text{on } \partial\Omega_1 \cap \partial\Omega, \\ \left(\frac{\partial}{\partial \mathbf{n}_1} + \alpha\right)(u_1^{n+1}) &= \left(\frac{\partial}{\partial \mathbf{n}_1} + \alpha\right)(u_2^n) && \text{on } \partial\Omega_1 \cap \overline{\Omega_2}, \end{aligned} \quad (1.37)$$

and

$$\begin{aligned} -\Delta(u_2^{n+1}) &= f && \text{in } \Omega_2, \\ u_2^{n+1} &= 0 && \text{on } \partial\Omega_2 \cap \partial\Omega, \\ \left(\frac{\partial}{\partial \mathbf{n}_2} + \alpha\right)(u_2^{n+1}) &= \left(\frac{\partial}{\partial \mathbf{n}_2} + \alpha\right)(u_1^n) && \text{on } \partial\Omega_2 \cap \overline{\Omega_1} \end{aligned} \quad (1.38)$$

where \mathbf{n}_1 and \mathbf{n}_2 are the outward normals on the boundary of the subdomains, see Figure 1.11.

This algorithm was extended to Helmholtz problem by Després [43]. It is also possible to consider other interface conditions than Robin conditions and optimize their choice with respect to the convergence factor. All these ideas will be presented in detail in Chapter 2.

1.7 Schwarz methods using FreeFem++

The aim of this part is to illustrate numerically the previously defined Schwarz methods applied to second order elliptic boundary value problems (e.g Laplace equation and elasticity). In order to do this we will use the free finite element software FreeFem++ [105] developed at the Laboratoire Jacques-Louis Lions at Université Pierre et Marie Curie (Paris 6).

1.7.1 A very short introduction to FreeFem++

FreeFem++ allows a very simple and natural way to solve a great variety of variational problems by finite element type methods including Discontinuous Galerkin (DG) discretizations. It is also possible to have access to the underlying linear algebra such as the stiffness or mass matrices. In this section we will provide only a minimal number of elements of this software, necessary for the understanding of the programs in the next section, see also <http://www.cmap.polytechnique.fr/spip.php?article239>. A very detailed documentation of FreeFem++ is available on the official website

<http://www.freefem.org/ff++>, at the following address
<http://www.freefem.org/ff++/ftp/freefem++doc.pdf> . The standard implementation includes tons of very useful examples that make a tutorial by themselves.

To start with, suppose we want to solve a very simple homogeneous Dirichlet boundary value problem for a Laplacian defined on a unit square $\Omega =]0, 1[{}^2$:

$$\begin{cases} -\Delta u = f & \text{in } \Omega \\ u = 0 & \text{on } \partial\Omega \end{cases} \quad (1.39)$$

The variational formulation of this problem reads:

Find $u \in H_0^1(\Omega) := \{w \in H^1(\Omega) : w = 0 \text{ on } \partial\Omega\}$ such that

$$\int_{\Omega} \nabla u \cdot \nabla v dx - \int_{\Omega} f v dx = 0, \forall v \in H_0^1(\Omega).$$

A feature of FreeFem++ is to penalize Dirichlet boundary conditions. The above variational formulation is first replaced by

Find $u \in H^1(\Omega)$ such that

$$\int_{\Omega} \nabla u \cdot \nabla v dx - \int_{\Omega} f v dx = 0, \forall v \in H^1(\Omega).$$

Then the finite element approximation leads to a system of the type

$$\sum_{j=1}^M A_{ij} u_j - F_j = 0, i = 1, \dots, M, A_{ij} = \int_{\Omega} \nabla \phi_i \cdot \nabla \phi_j dx, F_i = \int_{\Omega} \phi_i dx$$

where $(\phi_i)_{1 \leq i \leq M}$ are the finite element functions. Note that the discretized system corresponds to a Neumann problem. Dirichlet conditions of the type $u = g$ are then implemented by penalty, namely by setting

$$A_{ii} = 10^{30}, F_i = 10^{30} \cdot g_i$$

if i is a boundary degree of freedom. The penalty number 10^{30} is called TGV¹ and it is possible to change this value. The keyword `on` imposes the Dirichlet boundary condition through this penalty term.

The following FreeFem++ script is solving this problem in a few lines. The text after `//` symbols are comments ignored by the FreeFem++ language. Each new variable must be declared with its type (here `int` designs integers).

¹Très Grande Valeur (Terrifically Great Value) = Very big value in French

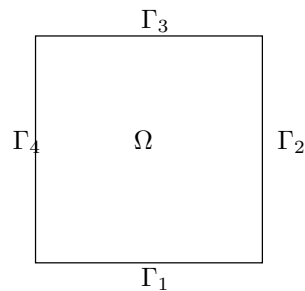


Figure 1.12: Numbering of square borders in FreeFem++

```
3 // Number of mesh points in x and y directions
  int Nbnoeuds=10;
```

Listing 1.1: ./FreefemCommon/survival.edp

The function `square` returns a structured `mesh` of the square: the first two arguments are the number of mesh points according to x and y directions and the third one is a parametrization of Ω for x and y varying between 0 and 1 (here it is the identity). The sides of the square are labeled from 1 to 4 in trigonometrical sense (see Figure 1.2).

```
//Mesh definition
mesh Th=square(Nbnoeuds,Nbnoeuds,[x,y]);
```

Listing 1.2: ./FreefemCommon/survival.edp

We define the function representing the right-hand side using the keyword `func`

```
14 // Functions of x and y
  func f=x*y;
  func g=1.;
```

Listing 1.3: ./FreefemCommon/survival.edp

and the $P1$ finite element space `Vh` over the mesh `Th` using the keyword `fespace`

```
// Finite element space on the mesh Th
fespace Vh(Th,P1);
//uh and vh are of type Vh
22 Vh uh,vh;
```

Listing 1.4: `./FreefemCommon/survival.edp`

The functions u_h and v_h belong to the $P1$ finite element space V_h which is an approximation to $H^1(\Omega)$. Note here that if one wants to use $P2$ instead $P1$ finite elements, it is enough to replace `P1` by `P2` in the definition of `Vh`.

```

26 // variational problem definition
   problem heat(uh,vh,solver=LU)=
       int2d(Th)(dx(uh)*dx(vh)+dy(uh)*dy(vh))
       -int2d(Th)(f*vh)
30   +on(1,2,3,4,uh=0);

```

Listing 1.5: `./FreefemCommon/survival.edp`

The keyword `problem` allows the definition of a variational problem, here called `heat` which can be expressed mathematically as:

Find $u_h \in V_h$ such that

$$\int_{\Omega} \nabla u_h \cdot \nabla v_h dx - \int_{\Omega} f v_h dx = 0, \forall v_h \in V_h.$$

Afterwards, for the Dirichlet boundary condition the penalization is imposed using `TGV` which is usually is equal to 10^{30} .

Note that keyword `problem` defines problem (1.39) without solving it. The parameter `solver` sets the method that will be used to solve the resulting linear system, here a Gauss factorization. In order to effectively solve the finite element problem, we need the command

```

34 //Solving the problem
   heat;
   // Plotting the result
   plot(uh,wait=1);

```

Listing 1.6: `./FreefemCommon/survival.edp`

The FreeFem++ script can be saved with your favorite text editor (e.g. under the name `heat.edp`). In order to execute the script FreeFem++, it is enough to write the shell command `FreeFem++ heat.edp`. The result will be displayed in a graphic window.

One can easily modify the script in order to solve the same kind of problems

but with mixed Neumann and Fourier boundary conditions such as

$$\begin{cases} -\Delta u + u = f & \text{in } \Omega \\ \frac{\partial u}{\partial n} = 0 & \text{on } \Gamma_1 \\ u = 0 & \text{on } \Gamma_2 \\ \frac{\partial u}{\partial n} + \alpha u = g & \text{on } \Gamma_3 \cup \Gamma_4. \end{cases} \quad (1.40)$$

where f and g are arbitrary functions and α a positive real.

The new variational formulation consists in determining $u_h \in V_h$ such that

$$\int_{\Omega} \nabla u_h \cdot \nabla v_h dx + \int_{\Gamma_3 \cup \Gamma_4} \alpha u_h v_h - \int_{\Gamma_3 \cup \Gamma_4} g v_h - \int_{\Omega} f v_h dx = 0,$$

for all $v_h \in V_h$. Here again the Dirichlet boundary condition will be penalized. The FreeFem++ definition of the problem reads:

```

42 // Changing boundary conditions to Neumann or Robin
real alpha =1.;
problem heatRobin(uh,vh)=
  int2d(Th)(dx(uh)*dx(vh)+dy(uh)*dy(vh))
  +int1d(Th,3,4)(alpha*uh*vh)
46 -int1d(Th,3,4)(g*vh)
  -int2d(Th)(f*vh)
  +on(2,uh=0);

```

Listing 1.7: ./FreefemCommon/survival.edp

In the variational formulation of (1.40) the extra boundary integral on $\Gamma_3 \cup \Gamma_4$ is defined by the keyword `int1d(Th,3,4)(function to integrate)`.

The keyword `varf` allows the definition of a variational formulation

```

54 // Using linear algebra package
varf varheatRobin(uh,vh)=
  int2d(Th)(dx(uh)*dx(vh)+dy(uh)*dy(vh))
  +int1d(Th,3,4)(alpha*uh*vh)
  -int1d(Th,3,4)(g*vh)
  -int2d(Th)(f*vh)
58 +on(2,uh=0);

```

Listing 1.8: ./FreefemCommon/survival.edp

If one wants to use some **linear algebra** package to solve the linear system resulting from the finite element discretisation, the program below shows

how one can retrieve first the stiffness matrix and the vector associated to the right-hand side of the variational formulation. As a general rule, this procedure can be very useful if one wants to use other solvers such as domain decomposition methods. Here, the linear system is solved by UMFPAK [37].

```

62 // Retrieving the stiffness matrix
   matrix Aglobal; // sparse matrix
   Aglobal = varheatRobin(Vh,Vh,solver=UMFPAK); // stiffness matrix
                                                // UMFPAK direct solver
66 // Retrieving the right hand side
   Vh rhsglobal;
   rhsglobal[] = varheatRobin(0,Vh); //right hand side vector of d.o.f's
   // Solving the problem by a sparse LU solver
70 uh[] = Aglobal-1*rhsglobal[];

```

Listing 1.9: `./FreefemCommon/survival.edp`

Here `rhsglobal` is a finite element function and the associated vector of degrees of freedom is denoted by `rhsglobal[]`.

1.7.2 Setting the domain decomposition problem

According to the description of the Schwarz algorithms in the previous chapters, we need a certain number of data structures which will be built in the sequel. The file `data.edp` contains the declaration of these structures as well as the definition of the global problem to be solved.

```

1 load "metis" // mesh partitioner
load "medit" // OpenGL-based scientific visualization software
int nn=2,mm=2; // number of the domains in each direction
int npart= nn*mm; // total number of domains
5 int nloc = 20; // local no of dof per domain in one direction
bool withmetis = 1; // =1 (Metis decomp) =0 (uniform decomp)
int sizeovr = 1; // size of the geometric overlap between subdomains, algebraic
    ↪ overlap is sizeovr+1
real allong = real(nn)/real(mm); // aspect ratio of the global domain
9 // Mesh of a rectangular domain
mesh Th=square(nn*nloc,mm*nloc,[x*allong,y]); // radial mesh
    ↪ [(1.+x*allong)*cos(pi*y),(1.+x*allong)*sin(pi*y)]; //
fespace Vh(Th,P1);
fespace Ph(Th,P0);
13 Ph part; // piecewise constant function
int[int] lpart(Ph.ndof); // giving the decomposition
// Domain decomposition data structures
mesh[int] aTh(npart); // sequence of subdomain meshes
17 matrix[int] Rih(npart); // local restriction operators
matrix[int] Dih(npart); // partition of unity operators
int[int] Ndeg(npart); // number of dof for each mesh
real[int] AreaThi(npart); // area of each subdomain
21 matrix[int] aA(npart),aN(npart); // local matrices
Vh[int] Z(npart); // coarse space, see Chapter 3
// Definition of the problem to solve
// Delta (u) = f, u = 1 on the global boundary
25 //int[int] chlab=[1,1 ,2,1 ,3,1 ,4,1 ];
//Th=change(Th,refe=chlab); // all label borders are set to one
macro Grad(u) [dx(u),dy(u)] // EOM
func f = 1; // right hand side
29 func g = 0 ; // Dirichlet data
func kappa = 1.; // viscosity
func eta = 0;
Vh rhsglobal,uglob; // rhs and solution of the global problem
33 varf vaglobal(u,v) = int2d(Th)(eta*u*v+kappa*Grad(u)*Grad(v))
    +on(1,u=g) + int2d(Th)(f*v);
matrix Aglobal;
// Iterative solver parameters
37 real tol=1e-6; // tolerance for the iterative method
int maxit=300; // maximum number of iterations

```

Listing 1.10: ./FreefemCommon/data.edp

Afterwards we have to define a piecewise constant function `part` which takes integer values. The isovalues of this function implicitly defines a non overlapping partition of the domain. We have a coloring of the subdomains.

Suppose we want a decomposition of a rectangle Ω into $nn \times mm$ domains with approximately `nloc` points in one direction, or a more general partitioning method, using for example METIS [118] or SCOTCH [24]. In order to perform one of these decompositions, we make use of one of the routines




Figure 1.13: Uniform and Metis decomposition

`decompunif` or `decompMetis` defined in the script `decomp.idp` which will return a vector defined on the mesh, that can be recasted into the piecewise function `part` that we are looking for.

```

if (withmetis)
2   {
   metisdual(lpart,Th,npart); // FreeFem++ interface to Metis
   for(int i=0;i<lpart.n;++i)
6     part[[i]=lpart[i];
   }
else
   {
   Ph xx=x,yy=y;
10  part= int(xx/allong*nm)*mm + int(yy*mm);
   }
if (verbosity > 1)
   plot(part,wait=1,fill=1,value=1);

```

Listing 1.11: `./FreefemCommon/decomp.idp`

The isovalues of these two `part` functions correspond to respectively uniform or Metis non-overlapping decompositions as shown in Figure 1.13.

Using the function `part` defined as above as an argument into the routine `SubdomainsPartitionUnity`, we'll get as a result, for each subdomain labeled `i` the overlapping meshes `aTh[i]`:

```

func bool SubdomainsPartitionUnity(mesh & Th, real[int] & partdof, int )
  ↳ sizeoverlaps, mesh[int] & aTh, matrix[int] & Rih, matrix[int] & Dih, int[int] )
  ↳ & Ndeg, real[int] & AreaThi)
{
33  int npart=partdof.max+1;
    mesh Thi=Th; // freefem's trick, formal definition
    fespace Vhi(Thi,P1); // freefem's trick, formal definition
    Vhi[int] pun(npart); // local fem functions
37  Vh sun=0, unssd=0;
    Ph part;
    part[]=partdof;
    for(int i=0;i<npart;++i)
41  {
        Ph suppi= abs(part-i)<0.1; // boolean 1 in the subdomain 0 elsewhere
        AddLayers(Th,suppi[],sizeoverlaps,unssd[]); // ovr partitions by adding layers
        Thi=aTh[i]=trunc(Th,suppi>0,label=10,split=1); // ovr mesh interfaces label )
            ↳ 10
45  Rih[i]=interpolate(Vhi,Vh,inside=1); // Restriction operator : Vh -> Vhi
        pun[i][]=Rih[i]*unssd[];
        pun[i][] = 1.; // a garder par la suite
        sun[] += Rih[i]'*pun[i][];
49  Ndeg[i] = Vhi.ndof;
        AreaThi[i] = int2d(Thi)(1.);
    }
    for(int i=0;i<npart;++i)
53  {
        Thi=aTh[i];
        pun[i]= pun[i]/sun;
        Dih[i]=pun[i][]; //diagonal matrix built from a vector
57  if(verbosity > 1)
            plot(pun[i],wait=1,value=1,fill=1,dim=3);
    }
    return true;
61 }

```

Listing 1.12: ./FreefemCommon/createPartition.idp

Note that in the `CreatePartition.idp` script, the function `AddLayers` is called:

```

func bool AddLayers(mesh & Th,real[int] &ssd,int n,real[int] &unssd)
3 {
  // build a continuous function u SSD (P1) and modifies ssd :
  // IN: ssd in the characteristics function on the input subdomain.
  // OUT: ssd is a boolean function, unssd is a smooth function
7 // ssd = 1 if unssd >0; add n layer of element and unssd = 0 outside of this layer
  Ph s;
  assert(ssd.n==Ph.ndof);
  assert(unssd.n==Vh.ndof);
11 unssd=0;
  s[] = ssd;
  Vh u;
  varf vM(uu,v)=int2d(Th,qforder=1)(uu*v/area);
15 matrix M=vM(Ph,Vh);
  for(int i=0;i<n;++i)
  {
    u[] = M*s[];
19    u = u >.1;
    unssd += u[];
    s[] = M'*u[];
    s = s >0.1;
23  }
  unssd /= (n);
  u[] = unssd;
  ssd = s[];
27 return true;
}

```

Listing 1.13: `./FreefemCommon/createPartition.idp`

These last two functions are tricky. The reader does not need to understand their behavior in order to use them. They are given here for sake of completeness. The restriction/interpolation operators `Rih[i]` from the local finite element space `Vh[i]` to the global one `Vh` and the diagonal local matrices `Dih[i]` are thus created.

Afterwards one needs to build the overlapping decomposition and the associated algebraic partition of unity, see equation (1.25). Program `testdecomp.edp` (see below) shows such an example by checking that the partition of unity is correct.

```

load "medit"
3 verbosity=2;
include "dataGENEO.edp"
include "decomp.idp"
include "createPartition.idp"
7 SubdomainsPartitionUnity(Th,part[],sizeovr,aTh,Rih,Dih,Ndeg,AreaThi);
// check the partition of unity
Vh sum=0,fctone=1;
for(int i=0; i < npart;i++)
11 {
    Vh localone;
    real[int] bi = Rih[i]*fctone[]; // restriction to the local domain
    real[int] di = Dih[i]*bi;
15 localone[] = Rih[i]*di;
    sum[] +=localone[] ;
    plot(localone,fill=1,value=1, dim=3,wait=1);
}
19 plot(sum,fill=1,value=1, dim=3,wait=1);

```

Listing 1.14: ./FreefemCommon/testdecomp.edp

Suppose we want to do now the same thing in a **three-dimensional** case.

```

1 load "msh3"
func mesh3 Cube(int[int] & NN,real[int,int] &BB ,int[int,int] & L)
// basic functions to build regular mesh of a cube
// int[int] NN=[nx,ny,nz]; the number of seg in the 3 direction
5 // real [int,int] BB=[[xmin,xmax],[ymin,ymax],[zmin,zmax]]; bounding bax
// int [int,int] L=[[1,2],[3,4],[5,6]]; label of the 6 faces left,right, front, back, down, up
{
// first build the 6 faces of the cube.
9 real x0=BB(0,0),x1=BB(0,1);
real y0=BB(1,0),y1=BB(1,1);
real z0=BB(2,0),z1=BB(2,1);
int nx=NN[0],ny=NN[1],nz=NN[2];
13 mesh Thx = square(nx,ny,[x0+(x1-x0)*x,y0+(y1-y0)*y]);

int[int] rup=[0,L(2,1)], rdown=[0,L(2,0)],
rmid=[1,L(1,0), 2,L(0,1), 3, L(1,1), 4, L(0,0) ];
17 mesh3 Th=buildlayers(Thx,nz, zbound=[z0,z1],
labelmid=rmid, labelup = rup, labeldown = rdown);
return Th;
}

```

Listing 1.15: ./FreefemCommon/cube.idp

We would like to build a cube or a parallelepiped defined by calling the function `Cube` defined in the script `cube.idp` and then to split it into several domains. Again we need a certain number of data structures which

will be declared in the file `data3d.edp`

```

load "metis"
load "medit"
int nn=2,mm=2,ll=2; // number of the domains in each direction
4 int npart= nn*mm*ll; // total number of domains
int nloc = 11; // local no of dof per domain in one direction
bool withmetis = 1; // =1 (Metis decomp) =0 (uniform decomp)
int sizeovr = 2; // size of the overlap
8 real allongx, allongz;
allongx = real(nn)/real(mm);
allongz = real(ll)/real(mm);
// Build the mesh
12 include "cube.idp"
int[int] NN=[nn*nloc,mm*nloc,ll*nloc];
real [int,int] BB=[[0,allongx],[0,1],[0,allongz]]; // bounding box
int [int,int] L=[[1,1],[1,1],[1,1]]; // the label of the 6 faces
16 mesh3 Th=Cube(NN,BB,L); // left,right,front, back, down, right
fespace Vh(Th,P1);
fespace Ph(Th,P0);
Ph part; // piecewise constant function
20 int[int] lpart(Ph.ndof); // giving the decomposition
// domain decomposition data structures
mesh3[int] aTh(npart); // sequence of ovr. meshes
matrix[int] Rih(npart); // local restriction operators
24 matrix[int] Dih(npart); // partition of unity operators
int[int] Ndeg(npart); // number of dof for each mesh
real[int] VolumeThi(npart); // volume of each subdomain
matrix[int] aA(npart); // local Dirichlet matrices
28 Vh[int] Z(npart); // coarse space
// Definition of the problem to solve
// Delta (u) = f, u = 1 on the global boundary
Vh intern;
32 intern = (x>0) && (x<allongx) && (y>0) && (y<1) && (z>0) && (z<allongz);
Vh bord = 1-intern;
macro Grad(u) [dx(u),dy(u),dz(u)] // EOM
func f = 1; // right hand side
36 func g = 1; // Dirichlet data
Vh rhsglobal,uglob; // rhs and solution of the global problem
varf vaglobal(u,v) = int3d(Th)(Grad(u)*Grad(v))
+on(1,u=g) + int3d(Th)(f*v);
40 matrix Aglobal;
// Iterative solver
real tol=1e-10; // tolerance for the iterative method
int maxit=200; // maximum number of iterations

```

Listing 1.16: `./FreefemCommon/data3d.edp`

Then we have to define a piecewise constant function `part` which takes integer values. The isovalues of this function implicitly defines a non overlapping partition of the domain. Suppose we want a decomposition of a rectangle Ω




Figure 1.14: Uniform and Metis decomposition

into $nn \times mm \times ll$ domains with approximately $nloc$ points in one direction, or a more general partitioning method. We will make then use of one of the decomposition routines which will return a vector defined on the mesh, that can be recasted into the piecewise function `part` that we are looking for.

```

1 if (withmetis)
  {
    metisdual(lpart,Th,npart);
    for(int i=0;i<lpart.n;++i)
5     part[][i]=lpart[i];
  }
  else
  {
9   Ph xx=x,yy=y, zz=z;
    part= int(xx/allongx*nn)*mm*ll + int(zz/allongz*ll)*mm+int(y*mm);
  }

```

Listing 1.17: `./FreefemCommon/decomp3d.idp`

The isovalues of these two functions `part` correspond to non-overlapping decompositions as shown in Figure 1.14.

Using the function `part` defined as above, it calls the routine `SubdomainsPartitionUnity3` which builds for each subdomain labeled `i` the overlapping meshes `aTh[i]`

```

31 func bool SubdomainsPartitionUnity3(mesh3 & Th, real[int] & partdof, int ȳ
    ↳ sizeoverlaps, mesh3[int] & aTh, matrix[int] & Rih, matrix[int] & Dih, int[int] ȳ
    ↳ & Ndeg, real[int] & VolumeThi)
{
  int npart=partdof.max+1;
  mesh3 Thi=Th; // freefem's trick, formal definition
35 fespace Vhi(Thi,P1); // freefem's trick, formal definition
  Vhi[int] pun(npart); // local fem functions
  Vh sun=0, unssd=0;
  Ph part;
39 part[]=partdof;
  for(int i=0;i<npart;++i)
  {
    // boolean function 1 in the subdomain 0 elsewhere
43 Ph suppi= abs(part-i)<0.1;
    AddLayers3(Th,suppi[],sizeoverlaps,unssd[]); // overlapping partitions by ȳ
    ↳ adding layers
    Thi=aTh[i]=trunc(Th,suppi>0,label=10,split=1); // overlapping mesh, ȳ
    ↳ interfaces have label 10
    Rih[i]=interpolate(Vhi,Vh,inside=1); // Restriction operator : Vh -> Vhi
47 pun[i][]=Rih[i]*unssd[];
    sun[] += Rih[i]*pun[i][];
    Ndeg[i] = Vhi.ndof;
    VolumeThi[i] = int3d(Thi)(1.);
51 }
  for(int i=0;i<npart;++i)
  {
    Thi=aTh[i];
55 pun[i]= pun[i]/sun;
    Dih[i]=pun[i][];//diagonal matrix built from a vector
  }
  return true;
59 }

```

Listing 1.18: ./FreefemCommon/createPartition3d.idp

by making use of the function AddLayers3 in the CreatePartition3d.idp.

```

func bool AddLayers3(mesh3 & Th,real[int] &ssd,int n,real[int] &unssd)
{
  // build a continuous function u SSD (P1) and modifies ssd :
5 // IN: ssd in the characteristics function on the input subdomain.
  // OUT: ssd is a boolean function, unssd is a smooth function
  // ssd = 1 if unssd >0; add n layer of element and unssd = 0 outside of this layer
  Ph s;
9  assert(ssd.n==Ph.ndof);
  assert(unssd.n==Vh.ndof);
  unssd=0;
  s[] = ssd;
13 Vh u;
  varf vM(uu,v)=int3d(Th,qforder=1)(uu*v/volume);
  matrix M=vM(Ph,Vh);
  for(int i=0;i<n;++i)
17 {
    u[] = M*s[];
    u = u > .1;
    unssd += u[];
21 s[] = M'*u[];
    s = s > 0.1;
  }
  unssd /= (n);
25 u[] = unssd;
  ssd = s[];
  return true;
}

```

Listing 1.19: `./FreefemCommon/createPartition3d.idp`

As in the 2D case, these last two functions are tricky. The reader does not need to understand their behavior in order to use them. They are given here for sake of completeness.

The restriction/interpolation operators `Rih[i]` from the local finite element space `Vh[i]` to the global one `Vh` and the diagonal local matrices `Dih[i]` are thus created. Afterwards one needs to build the overlapping decomposition and the associated algebraic partition of unity, see equation (1.25). The program `testdecomp3d.edp` (see below) shows such an example by checking that the partition of unity is correct.


```

include "data3d.edp"
include "decomp3d.idp"
3 include "createPartition3d.idp"
medit("part", Th, part, order = 1);
SubdomainsPartitionUnity3(Th,part[],sizeovr,aTh,Rih,Dih,Ndeg,VolumeThi);
// check the partition of unity
7 Vh sum=0,fctone=1;
for(int i=0; i < npart;i++)
{
  Vh localone;
11  real[int] bi = Rih[i]*fctone[]; // restriction to the local domain
  real[int] di = Dih[i]*bi;
  localone[] = Rih[i]*di;
  sum[] +=localone[] ;
15  medit("loc",Th, localone, order = 1);
  medit("subdomains",aTh[i]);
}
medit("sum",Th, sum, order = 1);

```

Listing 1.20: ./FreefemCommon/testdecomp3d.edp

1.7.3 Schwarz algorithms as solvers

We are now in a position to code Schwarz solvers. In program `schwarz-solver.edp` (see below) the RAS method (see eq. (1.29)) is implemented as a solver. First we need to split the domains into subdomains

```

verbosity=1;
3 include "../FreefemCommon/dataGENEO.edp"
include "../FreefemCommon/decomp.idp"
include "../FreefemCommon/createPartition.idp"
SubdomainsPartitionUnity(Th,part[],sizeovr,aTh,Rih,Dih,Ndeg,AreaThi);

```

Listing 1.21: ./SCHWARZ/FreefemProgram/schwarz-solver.edp

Then we need to define the global data from the variational formulation.

```

9 Aglobal = vglobal(Vh,Vh,solver = UMFPACK); // global matrix
rhsglobal[] = vglobal(0,Vh); // global rhs
uglob[] = Aglobal-1*rhsglobal[];
plot(uglob,value=1,fill=1,wait=1,cmm="Solution by a direct method",dim=3);

```

Listing 1.22: ./SCHWARZ/FreefemProgram/schwarz-solver.edp

Afterwards we build the local problem matrices

```

for(int i = 0;i<npart;++i)
{
17   cout << " Domain :" << i << "/" << npart << endl;
      matrix aT = Aglobal*Rih[i]';
      aA[i] = Rih[i]*aT;
      set(aA[i],solver = UMFPACK); // direct solvers
21 }

```

Listing 1.23: ./SCHWARZ/FreefemProgram/schwarz-solver.edp

and finally the Schwarz iteration

```

ofstream filei("Conv.m");
25 Vh un = 0; // initial guess
Vh rn = rhsglobal;
for(int iter = 0;iter<maxit;++iter)
{
29   real err = 0, res;
      Vh er = 0;
      for(int i = 0;i<npart;++i)
      {
33         real[int] bi = Rih[i]*rn[]; // restriction to the local domain
            real[int] ui = aA[i]^-1* bi; // local solve
            bi = Dih[i]*ui;
            // bi = ui; // uncomment this line to test the ASM method as a solver
37         er[] += Rih[i]'*bi;
      }
      un[] += er[]; // build new iterate
      rn[] = Aglobal*un[]; // computes global residual
41     rn[] = rn[] - rhsglobal[];
      rn[] *= -1;
      err = sqrt(er[]*er[]);
      res = sqrt(rn[]*rn[]);
45     cout << "Iteration: " << iter << " Correction = " << err << " Residual = " <<
          << res << endl;
      plot(un,wait=1,value=1,fill=1,dim=3,cmm="Approximate solution at step " +
          << iter);
      int j = iter+1;
      // Store the error and the residual in Matlab/Scilab/Octave form
49     filei << "Convhist("+j+",:)=[" << err << " " << res << "];" << endl;
      if(err < tol) break;
  }
  plot(un,wait=1,value=1,fill=1,dim=3,cmm="Final solution");

```

Listing 1.24: ./SCHWARZ/FreefemProgram/schwarz-solver.edp

The convergence history of the algorithm is stored in a Matlab file (also compatible with Scilab or Octave) `Conv.m`, under the form of a two-column matrix containing the error evolution as well as the residual one.

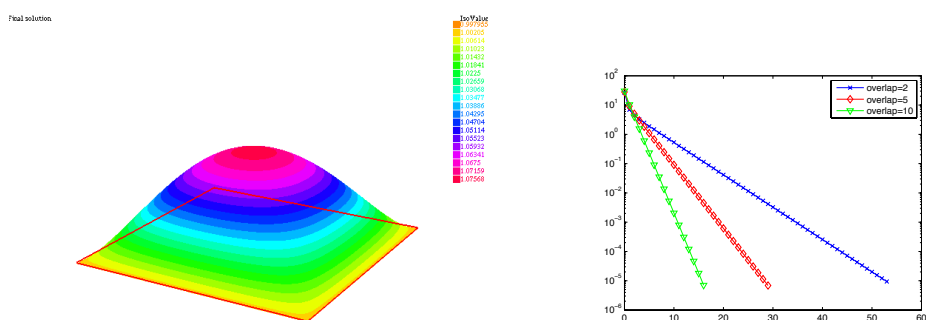


Figure 1.15: Solution and RAS convergence as a solver for different overlaps

The result of tracing the evolution of the error is shown in Figure 1.15 where one can see the convergence history of the RAS solver for different values of the overlapping parameter.

Remark 1.7.1 *Previous tests have shown a very easy use of the RAS iterative algorithm and some straightforward conclusions from this.*

- *The convergence of RAS, not very fast even in a simple configuration of 4 subdomains, improves when the overlap is getting bigger.*
- *Note that it is very easy to test the ASM method, see eq. (1.30), when used as a solver. It is sufficient to uncomment the line $\mathbf{b}i = \mathbf{u}i$;*
- *Running the program shows that the ASM does not converge. For this reason, the ASM method is always used as a preconditioner for a Krylov method such as CG, GMRES or BiCGSTAB, see chapter 3.*
- *In the the three-dimensional case the only part that changes is the decomposition into subdomains. The other parts of the algorithm are identical.*

```

include "../FreefemCommon/data3d.edp"
include "../FreefemCommon/decomp3d.idp"
4 include "../FreefemCommon/createPartition3d.idp"
SubdomainsPartitionUnity3(Th,part[],sizeovr,aTh,Rih,Dih,Ndeg,VolumeThi);

```

Listing 1.25: ./SCHWARZ/FreefemProgram/schwarz-solver3d.edp

1.7.4 Systems of PDEs: the example of linear elasticity

Suppose we want to solve now another kind of problem, such a linear elasticity. A few changes will be necessary.

```

load "metis"
2 load "medit"
int nn=3,mm=3; // number of the domains in each direction
int npart= nn*mm; // total number of domains
int nloc = 20; // local no of dof per domain in one direction
6 bool withmetis = 1; // =1 (Metis decomp) =0 (uniform decomp)
int sizeovr = 2; // size of the overlap
real allong = real(nn)/real(mm); // aspect ratio of the global domain
func E = 2*10^11; // Young modulus and Poisson ratio
10 func sigma = 0.3;
func lambda = E*sigma/((1+sigma)*(1-2*sigma)); // Lamé coefficients
func mu = E/(2*(1+sigma));
real sqrt2=sqrt(2.);
14 func eta = 1.0e-6;
// Mesh of a rectangular domain
mesh Th=square(nn*nloc,mm*nloc,[x*allong,y]);
fespace Vh(Th,[P1,P1]); // vector fem space
18 fespace Uh(Th,P1); // scalar fem space
fespace Ph(Th,P0);
Ph part; // piecewise constant function
int[int] lpart(Ph.ndof); // giving the decomposition
22 // Domain decomposition data structures
mesh[int] aTh(npart); // sequence of ovr. meshes
matrix[int] Rih(npart); // local restriction operators
matrix[int] Dih(npart); // partition of unity operators
26 int[int] Ndeg(npart); // number of dof for each mesh
real[int] AreaThi(npart); // area of each subdomain
matrix[int] aA(npart); // local Dirichlet matrices
// Definition of the problem to solve
30 int[int] chlab=[1,11 ,2,2 ,3,33 ,4,1 ]; //Dirichlet conditions for label = 1
Th=change(Th,refe=chlab);
macro Grad(u) [dx(u),dy(u)] // EOM
macro epsilon(u,v) [dx(u),dy(v),(dy(u)+dx(v))/sqrt2] // EOM
34 macro div(u,v) ( dx(u)+dy(v) ) // EOM
func uboundary = (0.25 - (y-0.5)^2);
varf vaBC([u,v],[uu,vv]) = on(1, u = uboundary, v=0) + on(11, u = 0, v=0) +
↳ on(33, u=0,v=0);
// global problem
38 Vh [rhsglobal,rrhsglobal], [uglob,uuglob];
macro Elasticity(u,v,uu,vv) eta*(u*uu+v*vv) +
↳ lambda*(div(u,v)*div(uu,vv))+2.*mu*( epsilon(u,v)*epsilon(uu,vv) ) //
↳ EOM
varf vaglobal([u,v],[uu,vv]) = int2d(Th)(Elasticity(u,v,uu,vv)) + vaBC; //
↳ on(1,u=uboundary,v=0)
matrix Aglobal;
42 // Iterative solver parameters
real tol=1e-6; // tolerance for the iterative method
int maxit=200; // maximum number of iterations

```

Listing 1.26: ./FreefemCommon/dataElast.edp

First of all, the file `dataElast.edp` contains now the declarations and data. The definition of the partition is done like before using `decomp.idp`. The `SubdomainsPartitionUnityVec` is the vector adaptation of `SubdomainsPartitionUnity` and will provide the same type of result

```

func bool SubdomainsPartitionUnityVec(mesh & Th, real[int] & partdof, int )
  ↳ sizeoverlaps, mesh[int] & aTh, matrix[int] & Rih, matrix[int] & Dih, int[int] )
  ↳ & Ndeg, real[int] & AreaThi)
{
  int npart=partdof.max+1;
34 mesh Thi=Th; // freefem's trick, formal definition
  fespace Vhi(Thi,[P1,P1]); // freefem's trick, formal definition
  Vhi[int] [pun,ppun](npart); // local fem functions
  Vh [unssd,uunssd], [sun,ssun]=[0,0];
38 Uh Ussd = 0;
  Ph part;
  int[int] U2Vc=[0,1]; // no component change
  part[]=partdof;
42 for(int i=0;i<npart;++i)
  {
    Ph suppi= abs(part-i)<0.1; // boolean 1 in the subdomain 0 elsewhere
    AddLayers(Th,suppi[],sizeoverlaps,Ussd[]); // ovr partitions by adding layers
46 [unssd,uunssd] =[Ussd,Ussd];
    Thi=aTh[i]=trunc(Th,suppi>0,label=10,split=1); // ovr mesh interfaces label )
      ↳ 10
    Rih[i]=interpolate(Vhi,Vh,inside=1,U2Vc=U2Vc); // Restriction operator : )
      ↳ Vh -> Vhi
    pun[i][]=Rih[i]*unssd[];
50 sun[] += Rih[i]'*pun[i][];
    Ndeg[i] = Vhi.ndof;
    AreaThi[i] = int2d(Thi)(1.);
  }
54 for(int i=0;i<npart;++i)
  {
    Thi=aTh[i];
    [pun[i],ppun[i]] = [pun[i]/sun, ppun[i]/sun];
58 Dih[i]=pun[i][]; //diagonal matrix built from a vector
  }
  return true;
}

```

Listing 1.27: `./FreefemCommon/createPartitionVec.idp`

Note that in the `CreatePartitionVec.idp` script, the function `AddLayers` is called:

```

3 func bool AddLayers(mesh & Th,real[int] &ssd,int n,real[int] &unssd)
  {
    // build a continuous function unssd (P1) and modifies ssd :
    // IN: ssd in the characteristics function on the input subdomain.
    // OUT: ssd is a boolean function, unssd is a smooth function
7 // ssd = 1 if unssd >0; add n layer of element and unssd = 0 outside of this layer
    Ph s;
    Uh u;
    assert(ssd.n==Ph.ndof);
11 assert(unssd.n==Uh.ndof);
    unssd=0;
    s[]= ssd;
    varf vM(uu,v)=int2d(Th,qforder=1)(uu*v/area);
15 matrix M=vM(Ph,Uh);
    for(int i=0;i<n;++i)
      {
        u[]= M*s[];
19 u = u > .1;
        unssd+= u[];
        s[]= M'*u[];
        s = s > 0.1;
23 }
    unssd /= (n);
    u[]=unssd;
    ssd=s[];
27 return true;
  }

```

Listing 1.28: `./FreefemCommon/createPartitionVec.idp`

The restriction/interpolation operators $R_{ih}[i]$ from the local finite element space $V_h[i]$ to the global one V_h and the diagonal local matrices $D_{ih}[i]$ are thus created.

We are now in a position to code Schwarz solvers. In program `schwarz-solver-elastic.edp` (see below) the RAS method (see eq. (1.29)) is implemented as a solver following the same guidelines as in the case of the Laplace equation. First we need to split the domains into subdomains

```

include "../FreefemCommon/dataElast.edp"
include "../FreefemCommon/decomp.idp"
4 include "../FreefemCommon/createPartitionVec.idp"
SubdomainsPartitionUnityVec(Th,part[],sizeovr,aTh,Rih,Dih,Ndeg,AreaThi);

```

Listing 1.29: `./SCHWARZ/FreefemProgram/schwarz-solver-elastic.edp`

Then we need to define the global data from the variational formulation.

```

Aglobal = vglobal(Vh,Vh,solver = UMFPACK); // global matrix
9 rhsglobal[] = vglobal(0,Vh); // global rhs
uglob[] = Aglobal-1*rhsglobal[];
real coeff2 = 1;
mesh Thmv=movemesh(Th,[x+coeff2*uglob,y+coeff2*uuglob]);
13 medit("Thmv", Thmv);
medit("uex", Th, uglob, Th, uuglob, order=1);

```

Listing 1.30: `./SCHWARZ/FreefemProgram/schwarz-solver-elast.edp`
 Afterwards, the local problem matrices are built in the same way as before and finally the Schwarz iteration

```

27 ofstream filei("Conv.m");
Vh [un,uun] = [0,0]; // initial guess
Vh [rn,rrn] = [rhsglobal,rrhsglobal];
for(int iter = 0;iter<maxit;++iter)
31 {
    real err = 0, res;
    Vh [er,eer] = [0,0];
    for(int i = 0;i<npart;++i)
35 {
        real[int] bi = Rih[i]*rn[]; // restriction to the local domain
        real[int] ui = aA[i]-1* bi; // local solve
        bi = Dih[i]*ui;
39 // bi = ui; // uncomment this line to test the ASM method as a solver
        er[] += Rih[i]*bi;
    }
    un[] += er[]; // build new iterate
43 rn[] = Aglobal*un[]; // computes global residual
rn[] = rn[] - rhsglobal[];
rn[] *= -1;
err = sqrt(er[]*er[]);
47 res = sqrt(rn[]*rn[]);
cout << "Iteration: " << iter << " Correction = " << err << " Residual = " <<
    << res << endl;
    int j = iter+1;
    // Store the error and the residual in Matlab/Scilab/Octave form
51 filei << "Convhist("+j+",:)=[" << err << " " << res <<"];" << endl;
    if(res < tol) break;
}
mesh Thm=movemesh(Th,[x+coeff2*un,y+coeff2*uun]);
55 medit("Thm", Thm);
medit("uh", Th, un, Th, uun, order=1);

```

Listing 1.31: `./SCHWARZ/FreefemProgram/schwarz-solver-elast.edp`

Chapter 2

Optimized Schwarz methods (OSM)

During the last decades, a new class of non-overlapping and overlapping Schwarz methods was developed for scalar partial differential equations, namely the optimized Schwarz methods. These methods are based on a classical domain decomposition, but they use more effective transmission conditions than the classical Dirichlet conditions at the interfaces between subdomains.

We first introduce P.L. Lions' domain decomposition method [125] in § 2.1. Instead of solving a Dirichlet or Neumann boundary value problem (BVP) in the subdomains as in Schwarz or FETI/BNN algorithms, a Robin (a.k.a as mixed) BVP is solved. We compute the convergence factor of the method and give a general convergence proof. This algorithm was extended to Helmholtz problem by Després [43], see § 2.2. This extension is all the more important that the original Schwarz method is not convergent in the case of wave propagation phenomena in the frequency regime. Implementation issues are discussed in § 2.3. In particular, when subdomains overlap OSM can be implemented simply by replacing the Dirichlet solves in ASM with Robin solves. This justifies the “S” in OSM. Then, in sections 2.4 and 2.5, we show that it is possible to consider other interface conditions than Robin conditions and optimize their choice with respect to the convergence factor. This explains the “O” in OSM. In the last section 2.6, we explain a FreeFem++ implementation.

2.1 P.L. Lions' Algorithm

For elliptic problems, Schwarz algorithms work only for overlapping domain decompositions and their performance in terms of iterations counts depends on the width of the overlap. Substructuring algorithms such as BNN (Bal-

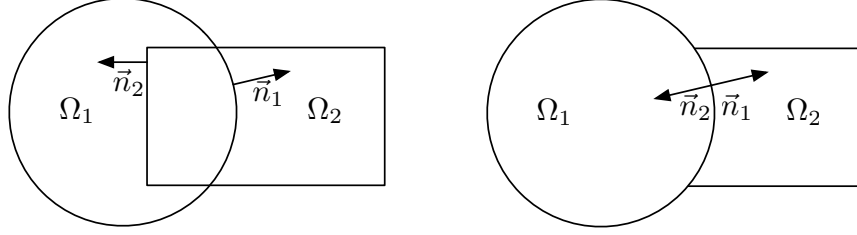


Figure 2.1: Outward normals for overlapping and non overlapping subdomains for P.L. Lions' algorithm.

ancing Neumann-Neumann [128]) or FETI (Finite Element Tearing and Interconnecting [77]) are defined for non overlapping domain decompositions but not for overlapping subdomains. The algorithm introduced by P.L. Lions [125] can be applied to both overlapping and non overlapping subdomains. It is based on improving Schwarz methods by replacing the Dirichlet interface conditions by Robin interface conditions. Let α be a positive number, the modified algorithm reads

$$\begin{aligned} -\Delta(u_1^{n+1}) &= f && \text{in } \Omega_1, \\ u_1^{n+1} &= 0 && \text{on } \partial\Omega_1 \cap \partial\Omega, \\ \left(\frac{\partial}{\partial \mathbf{n}_1} + \alpha\right)(u_1^{n+1}) &= \left(\frac{\partial}{\partial \mathbf{n}_1} + \alpha\right)(u_2^n) && \text{on } \partial\Omega_1 \cap \overline{\Omega_2}, \end{aligned} \quad (2.1)$$

and

$$\begin{aligned} -\Delta(u_2^{n+1}) &= f && \text{in } \Omega_2, \\ u_2^{n+1} &= 0 && \text{on } \partial\Omega_2 \cap \partial\Omega, \\ \left(\frac{\partial}{\partial \mathbf{n}_2} + \alpha\right)(u_2^{n+1}) &= \left(\frac{\partial}{\partial \mathbf{n}_2} + \alpha\right)(u_1^n) && \text{on } \partial\Omega_2 \cap \overline{\Omega_1} \end{aligned} \quad (2.2)$$

where \mathbf{n}_1 and \mathbf{n}_2 are the outward normals on the boundary of the subdomains, see Figure 2.1.

We use Fourier transform to analyze the benefit of the Robin interface conditions in a simple case. The domain $\Omega = \mathbb{R}^2$ is decomposed into two half-planes $\Omega_1 = (-\infty, \delta) \times \mathbb{R}$ and $\Omega_2 = (0, \infty) \times \mathbb{R}$ with $\delta \geq 0$. We consider the example of a symmetric positive definite problem

$$(\eta - \Delta)(u) = f \quad \text{in } \mathbb{R}^2,$$

with η being a positive constant. The algorithm can be written as:

$$\begin{aligned} (\eta - \Delta)(u_1^{n+1}) &= f(x, y), && (x, y) \in \Omega_1 \\ u_1^{n+1} &\text{ is bounded at infinity} && \\ \left(\frac{\partial}{\partial \mathbf{n}_1} + \alpha\right)(u_1^{n+1})(\delta, y) &= \left(\frac{\partial}{\partial \mathbf{n}_1} + \alpha\right)(u_2^n)(\delta, y), && y \in \mathbb{R} \end{aligned} \quad (2.3)$$

and

$$\begin{aligned} (\eta - \Delta)(u_2^{n+1}) &= f(x, y), \quad (x, y) \in \Omega_2 \\ u_2^{n+1} &\text{ is bounded at infinity} \\ \left(\frac{\partial}{\partial \mathbf{n}_2} + \alpha\right)(u_2^{n+1})(0, y) &= \left(\frac{\partial}{\partial \mathbf{n}_2} + \alpha\right)(u_1^n)(0, y), \quad y \in \mathbb{R} \end{aligned} \quad (2.4)$$

2.1.1 Computation of the convergence factor

In order to compute the convergence factor of the algorithm given by (2.3) and (2.4) we introduce the errors $e_i^n = u_i^n - u|_{\Omega_i}$, $i = 1, 2$. By linearity, the errors satisfy (2.3) and (2.4) with $f = 0$:

$$\begin{aligned} (\eta - \Delta)(e_1^{n+1}) &= 0, \quad (x, y) \in \Omega_1 \\ e_1^{n+1} &\text{ is bounded at infinity} \\ \left(\frac{\partial}{\partial \mathbf{n}_1} + \alpha\right)(e_1^{n+1})(\delta, y) &= \left(\frac{\partial}{\partial \mathbf{n}_1} + \alpha\right)(e_2^n)(\delta, y), \quad y \in \mathbb{R} \end{aligned} \quad (2.5)$$

and

$$\begin{aligned} (\eta - \Delta)(e_2^{n+1}) &= 0, \quad (x, y) \in \Omega_2 \\ e_2^{n+1} &\text{ is bounded at infinity} \\ \left(\frac{\partial}{\partial \mathbf{n}_2} + \alpha\right)(e_2^{n+1})(0, y) &= \left(\frac{\partial}{\partial \mathbf{n}_2} + \alpha\right)(e_1^n)(0, y), \quad y \in \mathbb{R} \end{aligned} \quad (2.6)$$

By taking the partial Fourier transform of the first line of (2.5) in the y direction we get:

$$\left(\eta - \frac{\partial^2}{\partial x^2} + k^2\right)(\hat{e}_1^{n+1}(x, k)) = 0 \quad \text{for } x < \delta \text{ and } k \in \mathbb{R}.$$

For a given k , this is an ODE whose solution is sought in the form $\sum_j \gamma_j(k) \exp(\lambda_j(k)x)$. A simple calculation shows that λ is necessarily given by:

$$\lambda^\pm(k) = \pm \sqrt{\eta + k^2}.$$

Therefore we have

$$\hat{e}_1^{n+1}(x, k) = \gamma_+^{n+1}(k) \exp(\lambda^+(k)x) + \gamma_-^{n+1}(k) \exp(\lambda^-(k)x).$$

From the second line of (2.5), the solution must be bounded at $x = -\infty$. This implies that $\gamma_-^{n+1}(k) \equiv 0$. Thus we have

$$\hat{e}_1^{n+1}(x, k) = \gamma_+^{n+1}(k) \exp(\lambda^+(k)x)$$

or equivalently, by changing the value of the coefficient γ_+ ,

$$\hat{e}_1^{n+1}(x, k) = \gamma_1^{n+1}(k) \exp(\lambda^+(k)(x - \delta))$$

and similarly for subdomain 2,

$$\hat{e}_2^{n+1}(x, k) = \gamma_2^{n+1}(k) \exp(\lambda^-(k)x)$$

with $\gamma_{1,2}^{n+1}$ to be determined. From the interface conditions we get

$$\gamma_1^{n+1}(k)(\lambda^+ + \alpha) = \gamma_2^n(k)(\lambda^- + \alpha) \exp(\lambda^-(k)\delta)$$

and

$$\gamma_2^{n+1}(k)(-\lambda^- + \alpha) = \gamma_1^n(k)(-\lambda^+ + \alpha) \exp(-\lambda^+(k)\delta).$$

Combining these two and denoting $\lambda(k) = \lambda^+(k) = -\lambda^-(k)$, we get for $i = 1, 2$,

$$\gamma_i^{n+1}(k) = \rho(k, \delta; \alpha)^2 \gamma_i^{n-1}(k)$$

with

$$\rho(k, \delta; \alpha) = \left| \frac{\lambda(k) - \alpha}{\lambda(k) + \alpha} \right| \exp(-\lambda(k)\delta) \quad (2.7)$$

where $\lambda(k) = \sqrt{\eta + k^2}$ and $\alpha > 0$.

Remark 2.1.1 *Formula (2.7) deserves a few remarks.*

- For all $k \in \mathbb{R}$, $\rho(k, \delta; \alpha) < 1$ so that $\gamma_i^n(k) \rightarrow 0$ as n goes to infinity. The method is convergent.
- When domains overlap ($\delta > 0$), $\rho(k, \delta; \alpha)$ is uniformly bounded from above by a constant smaller than one, $\rho(k, \delta; \alpha) < \exp(-\sqrt{\eta}\delta) < 1$ and $\rho \rightarrow 0$ as k tends to infinity. Convergence is geometric.
- When there is no overlap ($\delta = 0$), $\rho \rightarrow 1$ as k tends to infinity.
- Let $k_c \in \mathbb{R}$. By taking $\alpha = \lambda(k_c)$, we have $\rho(k_c) = 0$.
- For the original Schwarz method (1.3), the convergence factor is $\exp(-\lambda(k)\delta)$ and for $\delta = 0$ we see once again that there is no convergence. Replacing the Dirichlet interface conditions (ICs) by Robin conditions enhances the convergence of the k -th component of the error to zero by an improvement factor

$$\rho(k, 0; \alpha) = \left| \frac{\lambda(k) - \alpha}{\lambda(k) + \alpha} \right| < 1. \quad (2.8)$$

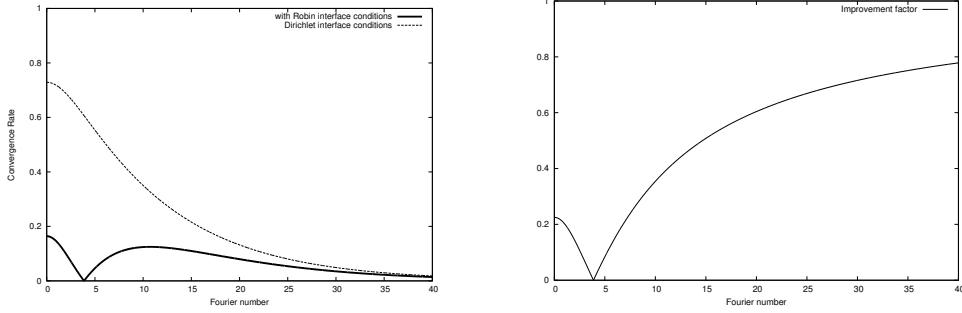


Figure 2.2: Left: Convergence factor (dotted line: Dirichlet ICs, solid line: Robin ICs) vs. Fourier number. Right: Improvement factor due to Robin interface conditions (2.8) vs. Fourier number

2.1.2 General convergence proof

The convergence proof given by P.L. Lions in the elliptic case [125] was extended by B. Desprès [43] to Helmholtz equation and then to Maxwell equations [45]. A general presentation for these equations is given in [33]. We treat here the elliptic case with interface conditions (IC) more general than Robin IC since they involve second order tangential derivatives along the interfaces. Our proof is formal since no functional analysis framework is given. Nevertheless, this general convergence result shows the robustness of this approach in the non overlapping case.

Let Ω be an open set, we consider the following problem:

$$\begin{aligned} \eta(\mathbf{x})u - \nabla \cdot (\kappa(\mathbf{x})\nabla u) &= f & \text{in } \Omega, \\ u &= 0 & \text{on } \partial\Omega, \end{aligned}$$

where the functions $\mathbf{x} \mapsto \eta(\mathbf{x}), \kappa(\mathbf{x})$ are positive functions.

The domain is decomposed into N non-overlapping subdomains $(\Omega_i)_{1 \leq i \leq N}$,

$$\bar{\Omega} = \cup_{i=1}^N \bar{\Omega}_i \text{ and } \Omega_i \cap \Omega_j = \emptyset, \text{ for } i \neq j.$$

Let Γ_{ij} denote the interface $\Gamma_{ij} = \partial\Omega_i \cap \partial\Omega_j$, $i \neq j$. For two disjoint subdomains, $\Gamma_{ij} = \emptyset$.

For sake of simplicity in the writing of the interface conditions, we consider the two dimensional case ($\Omega \subset \mathbb{R}^2$) although the proof is valid in arbitrary dimension. The interface conditions include second order tangential derivatives and have the form

$$\boxed{\mathcal{B}_{ij} := \kappa(\mathbf{x}) \frac{\partial}{\partial \mathbf{n}_i} + \Lambda_{ij}, \Lambda_{ij} := \alpha_{ij}(\mathbf{x}) - \frac{\partial}{\partial \boldsymbol{\tau}_i} \left(\beta_{ij}(\mathbf{x}) \frac{\partial}{\partial \boldsymbol{\tau}_i} \right)} \quad (2.9)$$

where α_{ij} and β_{ij} are functions from Γ_{ij} into \mathbb{R} that verify

$$\begin{aligned}\alpha_{ij}(\mathbf{x}) &= \alpha_{ji}(\mathbf{x}) \geq \alpha_0 > 0, \\ \beta(\mathbf{x})_{ij} &= \beta(\mathbf{x})_{ji} \geq 0 \\ \beta_{ij}(\mathbf{x}) &= 0 \text{ on } \partial\Gamma_{ij}.\end{aligned}$$

In this case the operators $\Lambda_{ij} = \Lambda_{ji}$ defined in (2.9) have the following remarkable properties

- Λ_{ij} is SPD (symmetric positive definite).
- Λ_{ij} has an invertible SPD square root, denoted by $\Lambda_{ij}^{1/2}$ whose inverse is denoted by $\Lambda_{ij}^{-1/2}$, which is SPD as well.

The algorithm consists in computing the iterates u_i^{n+1} of the local solutions from the previous iterates u_i^n by solving

$$\begin{aligned}\eta(\mathbf{x})u_i^{n+1} - \nabla \times (\kappa(\mathbf{x})\nabla u_i^{n+1}) &= f && \text{in } \Omega_i, \\ u_i^{n+1} &= 0 && \text{on } \partial\Omega \cap \partial\Omega_i \\ \left(\kappa(\mathbf{x})\frac{\partial}{\partial\mathbf{n}_i} + \Lambda_{ij}\right)u_i^{n+1} &= \left(-\kappa(\mathbf{x})\frac{\partial}{\partial\mathbf{n}_j} + \Lambda_{ij}\right)u_j^n && \text{on } \Gamma_{ij}.\end{aligned}\tag{2.10}$$

The interface condition in the algorithm (2.10) can be rewritten as

$$\Lambda_{ij}^{-1/2}\left(\kappa(\mathbf{x})\frac{\partial u_i}{\partial\mathbf{n}_i}\right) + \Lambda_{ij}^{1/2}(u_i) = -\Lambda_{ij}^{-1/2}\left(\kappa(\mathbf{x})\frac{\partial u_j}{\partial\mathbf{n}_j}\right) + \Lambda_{ij}^{1/2}(u_j) \text{ on } \Gamma_{ij}.$$

The convergence proof of the algorithm (2.10) follows the arguments given in [33] and is based on a preliminary result which is an energy estimate

Lemma 2.1.1 (Energy Estimate) *Let u denote a function that satisfies*

$$\begin{aligned}\eta(\mathbf{x})u - \nabla \cdot (\kappa(\mathbf{x})\nabla u) &= 0 && \text{in } \Omega_i \\ u &= 0 && \text{on } \partial\Omega_i \cap \partial\Omega,\end{aligned}$$

Then,

$$\begin{aligned}\int_{\Omega_i} \eta(\mathbf{x})|u_i|^2 + \kappa(\mathbf{x})|\nabla u_i|^2 + \frac{1}{4} \sum_{j \neq i} \int_{\partial\Gamma_{ij}} \left(\Lambda_{ij}^{-1/2} \left[\kappa(\mathbf{x}) \frac{\partial u_i}{\partial\mathbf{n}_i} - \Lambda_{ij}(u_i) \right] \right)^2 \\ = \frac{1}{4} \sum_{j \neq i} \int_{\partial\Gamma_{ij}} \left(\Lambda_{ij}^{-1/2} \left[\kappa(\mathbf{x}) \frac{\partial u_i}{\partial\mathbf{n}_i} + \Lambda_{ij}(u_i) \right] \right)^2\end{aligned}$$

Proof From the variational formulation of the local problem

$$\eta(\mathbf{x})u_i - \nabla \cdot (\kappa(\mathbf{x})\nabla u_i) = 0 \quad \text{in } \Omega_i,$$

we get by choosing the test function equal to u_i :

$$\begin{aligned} \int_{\Omega_i} \eta(\mathbf{x})|u_i|^2 + \kappa(\mathbf{x})|\nabla u_i|^2 &= \int_{\partial\Omega_i} \kappa(\mathbf{x}) \frac{\partial u_i}{\partial \mathbf{n}_i} u_i = \sum_{j \neq i} \int_{\partial\Gamma_{ij}} \kappa(\mathbf{x}) \frac{\partial u_i}{\partial \mathbf{n}_i} u_i \\ &= \sum_{j \neq i} \int_{\partial\Gamma_{ij}} \kappa(\mathbf{x}) \frac{\partial u_i}{\partial \mathbf{n}_i} \Lambda_{ij}^{-1/2} \Lambda_{ij}^{1/2}(u_i) \\ &= \sum_{j \neq i} \int_{\partial\Gamma_{ij}} \Lambda_{ij}^{-1/2} \left(\kappa(\mathbf{x}) \frac{\partial u_i}{\partial \mathbf{n}_i} \right) \Lambda_{ij}^{1/2}(u_i) \end{aligned}$$

From the identity $ab = \frac{1}{4}((a+b)^2 - (a-b)^2)$, we infer

$$\begin{aligned} \int_{\Omega_i} \eta(\mathbf{x})|u_i|^2 + \kappa(\mathbf{x})|\nabla u_i|^2 + \sum_{j \neq i} \frac{1}{4} \int_{\partial\Gamma_{ij}} \left(\Lambda_{ij}^{-1/2} \left(\kappa(\mathbf{x}) \frac{\partial u_i}{\partial \mathbf{n}_i} \right) - \Lambda_{ij}^{1/2}(u_i) \right)^2 \\ = \sum_{j \neq i} \frac{1}{4} \int_{\partial\Gamma_{ij}} \left(\Lambda_{ij}^{-1/2} \left(\kappa(\mathbf{x}) \frac{\partial u_i}{\partial \mathbf{n}_i} \right) + \Lambda_{ij}^{1/2}(u_i) \right)^2 \end{aligned}$$

which leads to the conclusion. ■

We are ready to prove the following convergence result

Theorem 2.1.1 *The algorithm (2.10) converges in H^1 , that is*

$$\lim_{n \rightarrow \infty} \|u_i^n - u_{|\Omega_i}\|_{H^1(\Omega_i)} = 0 \quad \text{for } i = 1, \dots, N$$

Proof In order to prove the convergence of the algorithm we prove that $e_i^n = u_i^n - u_{|\Omega_i}$ converges to zero. By linearity of the equations and of the algorithm, it is clear that the error e_i^{n+1} satisfies

$$\begin{aligned} \eta(\mathbf{x})e_i^{n+1} - \nabla \cdot (\kappa(\mathbf{x})\nabla e_i^{n+1}) &= 0 && \text{in } \Omega_i, \\ e_i^{n+1} &= 0 && \text{on } \partial\Omega \cap \partial\Omega_i \\ \Lambda_{ij}^{-1/2} \left(\kappa(\mathbf{x}) \frac{\partial e_i^{n+1}}{\partial \mathbf{n}_i} \right) + \Lambda_{ij}^{1/2}(e_i^{n+1}) &= -\Lambda_{ij}^{-1/2} \left(\kappa(\mathbf{x}) \frac{\partial e_j^n}{\partial \mathbf{n}_j} \right) + \Lambda_{ij}^{1/2}(e_j^n) && \text{on } \Gamma_{ij}. \end{aligned}$$

We apply the energy estimate to e_i^{n+1} and taking into account the interface condition (2.1.2) and noticing that by assumption we have $\Lambda_{ij} = \Lambda_{ji}$, we get

$$\begin{aligned} \int_{\Omega_i} \eta(\mathbf{x})|e_i^{n+1}|^2 + \kappa(\mathbf{x})|\nabla e_i^{n+1}|^2 &= \sum_{j \neq i} \frac{1}{4} \int_{\partial\Gamma_{ij}} \left(\Lambda_{ji}^{-1/2} \left(-\kappa(\mathbf{x}) \frac{\partial e_j^n}{\partial \mathbf{n}_j} \right) + \Lambda_{ji}^{1/2}(e_j^n) \right)^2 \\ &\quad - \left(\Lambda_{ij}^{-1/2} \left(\kappa(\mathbf{x}) \frac{\partial e_i^{n+1}}{\partial \mathbf{n}_i} \right) - \Lambda_{ij}^{1/2}(e_i^{n+1}) \right)^2 \end{aligned} \tag{2.11}$$

We introduce the following notations:

$$\begin{aligned}\mathcal{E}_i^{n+1} &:= \int_{\Omega_i} \eta(\mathbf{x}) |e_i^{n+1}|^2 + \kappa(\mathbf{x}) |\nabla e_i^{n+1}|^2, \\ \mathcal{C}_{ij}^{n+1} &:= \frac{1}{4} \int_{\partial\Gamma_{ij}} \left(\Lambda_{ij}^{-1/2} \left(\kappa(\mathbf{x}) \frac{\partial e_i^{n+1}}{\partial \mathbf{n}_i} \right) - \Lambda_{ij}^{1/2} (e_i^{n+1}) \right)^2 \\ \mathcal{E}^{n+1} &= \sum_{i=1}^N \mathcal{E}_i^{n+1}, \quad \mathcal{C}^n = \sum_{i,j(j \neq i)} \mathcal{C}_{ji}^n.\end{aligned}$$

With these notations, estimate (2.11) can be re-written as

$$\mathcal{E}_i^{n+1} + \sum_{j \neq i} \mathcal{C}_{ij}^{n+1} = \sum_{j \neq i} \mathcal{C}_{ji}^n.$$

After summation over the subdomains, we have

$$\sum_{i=1}^N \mathcal{E}_i^{n+1} + \sum_{i,j(j \neq i)} \mathcal{C}_{ij}^{n+1} = \sum_{i,j(j \neq i)} \mathcal{C}_{ji}^n = \sum_{i,j(j \neq i)} \mathcal{C}_{ij}^n.$$

Let us denote

$$\mathcal{E}^{n+1} := \sum_{i=1}^N \mathcal{E}_i^{n+1} \quad \text{and} \quad \mathcal{C}^n := \sum_{i,j(j \neq i)} \mathcal{C}_{ji}^n,$$

we have

$$\mathcal{E}^{n+1} + \mathcal{C}^{n+1} = \mathcal{C}^n.$$

Hence, by summation over n , we get

$$\sum_{n=0}^{\infty} \mathcal{E}^{n+1} \leq \mathcal{C}^0.$$

This series is convergent only if $\mathcal{E}^n \rightarrow 0$ as $n \rightarrow \infty$, which proves that for all subdomain $1 \leq i \leq N$ we have necessarily $e_i^n \rightarrow 0$ in H^1 norm as n tends to infinity. \blacksquare

The same kind of proof holds for the Maxwell system [45] and the convection-diffusion equation [140].

2.2 Helmholtz problems

We have considered so far domain decomposition methods for Poisson or elasticity problems which yield symmetric positive definite matrices. With a suitable coarse space, Schwarz or BNN/FETI type methods are very powerful methods whose scalability can be proven. But, the numerical simulation of propagation phenomena via Helmholtz equations, Maxwell and elasticity systems in the frequency domain yield matrices which are symmetric but not positive. The extension of P.L. Lions algorithm to Helmholtz problem in [43], § 2.2.2, is the first iterative method with proven convergence for this indefinite operator.

2.2.1 Convergence issues of the Schwarz method for Helmholtz

The Helmholtz equation is derived from the acoustic wave equation:

$$\frac{1}{c^2} \frac{\partial^2 u}{\partial t^2} - \Delta u = f(t, x, y)$$

which models for instance pressure variation with a source term f and a sound velocity c . When the source is time periodic, it makes sense to look for time periodic solutions as well. With some abuse of notation, let $f = f(x, y) \exp(i\omega t)$ ($i^2 = -1$) be a harmonic source term of frequency ω , we seek the solution to the acoustic wave equation in the form $u = u(x, y) \exp(i\omega t)$. Then, u must be a solution to the Helmholtz equation

$$\mathcal{L}(u) := \left(-\frac{\omega^2}{c^2} - \Delta \right) (u) = f(x, y), \quad x, y \in \Omega$$

whose solution is in general complex valued.

An extra difficulty comes from the non positivity of the Helmholtz operator due to the negative sign of the term of order zero. More precisely, a Schwarz algorithm for solving Helmholtz equation involves the decomposition of domain Ω into N overlapping subdomains $(\Omega_j)_{1 \leq j \leq N}$, the solving of Dirichlet problems in the subdomains:

$$\begin{aligned} \left(-\frac{\omega^2}{c^2} - \Delta \right) (u_j^{n+1}) &= f(x, y), & \text{in } \Omega_j, & 1 \leq j \leq N \\ u_j^{n+1} &= u^n, & \text{on } \partial\Omega_j & \end{aligned} \quad (2.12)$$

and then using a partition of unity $(\xi_j)_{1 \leq j \leq N}$ related to $(\Omega_j)_{1 \leq j \leq N}$:

$$u^{n+1} := \sum_{j=1}^N \xi_j u_j^{n+1}.$$

The problem is that this algorithm is not necessarily well-posed. Indeed, if ω^2/c^2 is an eigenvalue of the Poisson operator in a subdomain Ω_k , there exists a non zero function $v : \Omega_k \rightarrow \mathbb{R}$ such that:

$$\begin{aligned} -\Delta v &= \frac{\omega^2}{c^2} v & \text{in } \Omega_k \\ v &= 0 & \text{on } \partial\Omega_k. \end{aligned}$$

Then, problem (2.12) is ill-posed in subdomain Ω_k . Either there is no solution to it or if there is one, it is possible to add to it any function proportional to the eigenvalue v and still satisfy equation (2.12). We have here what is called a Fredholm alternative.

Moreover, even when the local problems are well-posed, a bad convergence is to be expected. We present the analysis in the case of the plane divided into two subdomains although it is very similar to the elliptic case considered in § 1.5.2. We introduce the wave number

$$\tilde{\omega} := \frac{\omega}{c}.$$

Consider the domain is $\Omega = \mathbb{R}^2$ with the Sommerfeld radiation condition at infinity,

$$\lim_{r \rightarrow \infty} \sqrt{r} \left(\frac{\partial u}{\partial r} + i\tilde{\omega}u \right) = 0,$$

where $r = \sqrt{x^2 + y^2}$. We decompose it into two subdomains with or without overlap, $\delta \geq 0$, $\Omega_1 = (-\infty, \delta) \times \mathbb{R}$ and $\Omega_2 = (0, \infty) \times \mathbb{R}$ and consider the Schwarz algorithm

$$\begin{aligned} -\Delta u_1^{n+1} - \tilde{\omega}^2 u_1^{n+1} &= f(x, y), & x, y \in \Omega_1 \\ u_1^{n+1}(\delta, y) &= u_2^n(\delta, y), & \forall y \in \mathbb{R} \\ \lim_{r \rightarrow \infty} \sqrt{r} \left(\frac{\partial u_1^{n+1}}{\partial r} + i\tilde{\omega}u_1^{n+1} \right) &= 0 \end{aligned} \quad (2.13)$$

and

$$\begin{aligned} -\Delta u_2^{n+1} - \tilde{\omega}^2 u_2^{n+1} &= f(x, y), & x, y \in \Omega_2 \\ u_2^{n+1}(0, y) &= u_1^n(0, y), & \forall y \in \mathbb{R} \\ \lim_{r \rightarrow \infty} \sqrt{r} \left(\frac{\partial u_2^{n+1}}{\partial r} + i\tilde{\omega}u_2^{n+1} \right) &= 0. \end{aligned} \quad (2.14)$$

For the convergence analysis it suffices by linearity to consider the case $f(x, y) = 0$ and to analyze convergence to the zero solution. Let the Fourier transform in y direction be denoted by

$$\hat{u}(x, k) := (\mathcal{F}u)(x, k) = \int_{\mathbb{R}} u(x, y) e^{-iky} dy,$$

Taking a Fourier transform of the algorithms (2.13) and (2.14) in the y direction we obtain

$$\begin{aligned} -\frac{\partial^2 \hat{u}_1^{n+1}}{\partial x^2} - (\tilde{\omega}^2 - k^2) \hat{u}_1^{n+1} &= 0, \\ \hat{u}_1^{n+1}(\delta, k) &= \hat{u}_2^n(\delta, k) \end{aligned} \quad x < \delta, \quad k \in \mathbb{R} \quad (2.15)$$

and

$$\begin{aligned} -\frac{\partial^2 \hat{u}_2^{n+1}}{\partial x^2} - (\tilde{\omega}^2 - k^2) \hat{u}_2^{n+1} &= 0, \\ \hat{u}_2^{n+1}(0, k) &= \hat{u}_1^n(0, k) \end{aligned} \quad x > 0, \quad k \in \mathbb{R} \quad (2.16)$$

The general solutions of these ordinary differential equations are

$$\hat{u}_j^{n+1} = A_j e^{\lambda(k)x} + B_j e^{-\lambda(k)x}, \quad j = 1, 2,$$

where $\lambda(k)$ denotes the root of the characteristic equation $\lambda^2 + (\omega^2 - k^2) = 0$ with positive real or imaginary part,

$$\lambda(k) = \begin{cases} \sqrt{k^2 - \tilde{\omega}^2} & \text{for } |k| \geq \tilde{\omega}, \\ i\sqrt{\tilde{\omega}^2 - k^2} & \text{for } |k| < \tilde{\omega}. \end{cases} \quad (2.17)$$

Note that the main difference with the elliptic case is that $\lambda(k)$ is a complex valued function. It takes real values for the vanishing modes $|k| \geq \tilde{\omega}$ and purely imaginary values for propagative modes $|k| < \tilde{\omega}$. Since the Sommerfeld radiation condition excludes growing solutions as well as incoming modes at infinity, we obtain the local solutions

$$\begin{aligned} \hat{u}_1^{n+1}(x, k) &= \hat{u}_1^{n+1}(\delta, k) e^{\lambda(k)(x-\delta)} \\ \hat{u}_2^{n+1}(x, k) &= \hat{u}_2^{n+1}(0, k) e^{-\lambda(k)x}. \end{aligned} \quad (2.18)$$

Then, it is easy to check that

$$\hat{u}_1^{n+1}(\delta, k) = \exp(-2\lambda(k)\delta) \hat{u}_1^{n-1}(\delta, k).$$

Defining the convergence factor ρ by

$$\rho(k, \delta) := \left| \frac{\hat{u}_1^{n+1}(\delta, k)}{\hat{u}_1^{n-1}(\delta, k)} \right|^{1/2} \quad (2.19)$$

we find by plugging (2.18) into (2.13) and (2.14) that

$$\boxed{\rho(k, \delta) = \exp(-\lambda(k)\delta)} \quad (2.20)$$

where $\lambda(k)$ is given by (2.17). By induction, the following result follows for even n

$$\hat{u}_1^n(0, k) = \rho(k, \delta)^n \hat{u}_1^0(0, k), \quad \hat{u}_2^n(0, k) = \rho(k, \delta)^n \hat{u}_2^0(0, k).$$

Remark 2.2.1 *We can distinguish a few features from the expression of the convergence factor, see Figure 2.3:*

- *The main difference with the elliptic case is that $\rho(k, \delta)$ is a complex valued function. The convergence will occur if the modulus of ρ is smaller than one, $|\rho(k, \delta)| < 1$.*

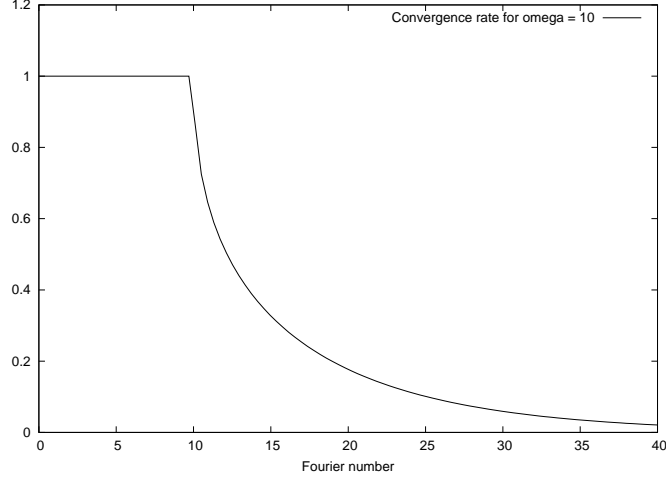


Figure 2.3: Convergence factor (2.20) of the Schwarz method for Helmholtz equation vs. Fourier number

- For vanishing modes $|k| > \tilde{\omega}$, $\lambda(k)$ is negative and real so that these modes converge faster for larger overlaps. But we have $|\rho(k, \delta)| \equiv 1$ for propagative modes $|k| < \tilde{\omega}$ whatever the overlap is since there $\lambda(k) \in i\mathbb{R}$. This prevents the convergence of the Schwarz algorithm for the Helmholtz equation.
- A possible fix is the use of a relaxation parameter θ :

$$u_i^{n+1} := \theta u_i^{n+1} + (1 - \theta)u_i^n.$$

The choice of the optimal parameter θ is not easy and the overall convergence rate is not good anyway.

It is thus clear that the Schwarz method cannot be used safely nor efficiently as a solver for the Helmholtz equation.

2.2.2 Després' Algorithm for the Helmholtz equation

The algorithm by P.L. Lions can be applied to the Helmholtz equation with the choice $\alpha = i\tilde{\omega}$ ($i^2 = -1$). We give here a slight modification of the original algorithm given in [42]. Domain Ω is decomposed into N overlapping subdomains $(\Omega_j)_{1 \leq j \leq N}$ and at each iteration a subdomain solve reads

$$\begin{aligned} (-\tilde{\omega}^2 - \Delta)(u_j^{n+1}) &= f(x, y) && \text{in } \Omega_j, 1 \leq j \leq N \\ \left(\frac{\partial}{\partial \mathbf{n}_j} + i\tilde{\omega}\right)(u_j^{n+1}) &= \left(\frac{\partial}{\partial \mathbf{n}_j} + i\tilde{\omega}\right)(u^n) && \text{on } \partial\Omega_j \end{aligned} \quad (2.21)$$

and then using a partition of unity $(\xi_j)_{1 \leq j \leq N}$ related to $(\Omega_j)_{1 \leq j \leq N}$:

$$u^{n+1} := \sum_{j=1}^N \xi_j u_j^{n+1}.$$

This algorithm fixes the two drawbacks of the Schwarz algorithm explained in § 2.2.1. First, note that the solution to the boundary value problem (2.21) is unique even if $\tilde{\omega}^2$ is an eigenvalue of the Laplace operator with Dirichlet boundary conditions. Indeed, suppose for some subdomain Ω_k ($1 \leq k \leq N$) we have a function $v : \Omega_k \rightarrow \mathbb{C}$ that satisfies:

$$\begin{aligned} -\tilde{\omega}^2 v - \Delta v &= 0 & \text{in } \Omega_k \\ \left(\frac{\partial}{\partial \mathbf{n}_k} + i\tilde{\omega} \right)(v) &= 0 & \text{on } \partial\Omega_k. \end{aligned}$$

Multiplying the equation by the conjugate of v and integrating by parts, we get:

$$\int_{\Omega_k} -\tilde{\omega}^2 |v|^2 + |\nabla v|^2 - \int_{\partial\Omega_k} \frac{\partial v}{\partial \mathbf{n}_k} \bar{v} = 0.$$

Taking into account the Robin condition on $\partial\Omega_k$, we have:

$$\int_{\Omega_k} -\tilde{\omega}^2 |v|^2 + |\nabla v|^2 + \int_{\partial\Omega_k} i\tilde{\omega} |v|^2 = 0.$$

Taking the imaginary part of the above equality, we get:

$$\int_{\partial\Omega_k} \tilde{\omega} |v|^2 = 0,$$

so that v is zero on $\partial\Omega_k$. Using again the Robin condition, we have that $\partial v / \partial \mathbf{n}_k = 0$ as well on $\partial\Omega_k$. Together with the fact that $-\tilde{\omega}^2 v - \Delta v = 0$ in Ω_k , a unique continuation principle proves that v is identically zero in Ω . Thus Desprès algorithm is always well defined.

The second point is that convergence of algorithm was proved in [44] for a non overlapping decomposition of domain Ω . It is worth noticing that it was the first time an iterative solver with proven convergence was proposed for the Helmholtz and subsequently Maxwell equations [45]. For overlapping subdomains, no general convergence proof is available. But, in the case of the plane \mathbb{R}^2 decomposed into two overlapping half-planes, the convergence factor can be computed and a convergence result follows. The algorithm studied here can be written as

$$\begin{aligned} -\Delta u_1^{n+1} - \tilde{\omega}^2 u_1^{n+1} &= f(x, y), \quad x, y \in \Omega_1 \\ \left(\frac{\partial}{\partial \mathbf{n}_1} + i\tilde{\omega} \right)(u_1^{n+1})(\delta, y) &= \left(\frac{\partial}{\partial \mathbf{n}_1} + i\tilde{\omega} \right) u_2^n(\delta, y), \quad \forall y \in \mathbb{R} \\ \lim_{r \rightarrow \infty} \sqrt{r} \left(\frac{\partial u_1^{n+1}}{\partial r} + i\tilde{\omega} u_1^{n+1} \right) &= 0 \end{aligned} \quad (2.22)$$

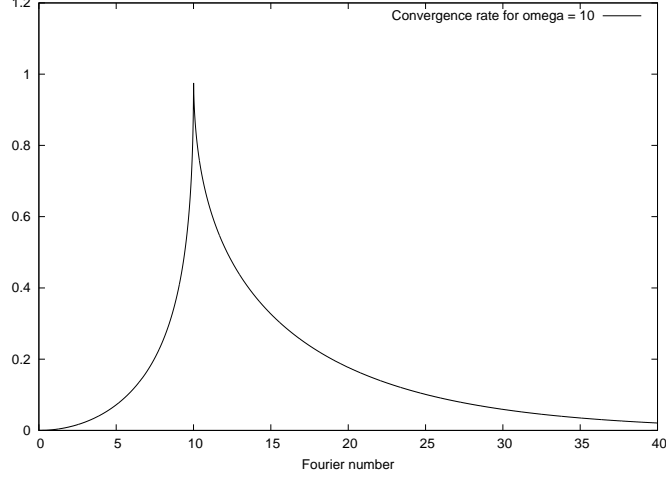


Figure 2.4: Convergence factor (2.24) of Després method for Helmholtz equation vs. Fourier number ($\delta = 0.1$)

and

$$\begin{aligned} -\Delta u_2^{n+1} - \tilde{\omega}^2 u_2^{n+1} &= f(x, y), \quad x, y \in \Omega_2 \\ \left(\frac{\partial}{\partial \mathbf{n}_2} + i\tilde{\omega} \right) u_2^{n+1}(0, y) &= \left(\frac{\partial}{\partial \mathbf{n}_2} + i\tilde{\omega} \right) u_1^n(0, y), \quad \forall y \in \mathbb{R} \\ \lim_{r \rightarrow \infty} \sqrt{r} \left(\frac{\partial u_2^{n+1}}{\partial r} + i\tilde{\omega} u_2^{n+1} \right) &= 0. \end{aligned} \quad (2.23)$$

Performing a convergence analysis as in § 2.1, the convergence factor is:

$$\rho(k, \delta) = \left| \frac{\lambda(k) - i\tilde{\omega}}{\lambda(k) + i\tilde{\omega}} \exp(-\lambda(k) \delta) \right| \quad (2.24)$$

where $\lambda(k)$ is given by formula (2.17). Note that we have

$$\rho(k, \delta) = \begin{cases} \left| \frac{\sqrt{\tilde{\omega}^2 - k^2} - \tilde{\omega}}{\sqrt{\tilde{\omega}^2 - k^2} + \tilde{\omega}} \right|, & \text{for } |k| < |\tilde{\omega}|, \\ \exp(-\sqrt{k^2 - \tilde{\omega}^2} \delta), & \text{for } |k| > |\tilde{\omega}|, \end{cases}$$

see Figure 2.4. Note that for propagative modes $|k| < |\tilde{\omega}|$, $|\exp(-\lambda(k)\delta)| = 1$ since $\lambda(k)$ is purely imaginary. Therefore the convergence comes from the Robin condition independently of the overlap. As for vanishing modes $|k| > |\tilde{\omega}|$, λ is real. The modulus of the rational fraction in (2.24) is 1 and

convergence comes from the overlap. Thus for all Fourier modes except $|k| = \tilde{\omega}$, the convergence factor is smaller than one. Thus, the method converges for almost every Fourier number k .

2.3 Implementation issues

A Robin boundary value problem is different from standard Dirichlet or Neumann problems but poses no difficulty as long as the right-hand side of the Robin condition is known. But as we shall see, the discretization of the right-hand side (2.25) on an interface is not a trivial task. Fortunately, it may be eased by tricks explained in § 2.3.1 and 2.3.2.

Consider for example the problem (2.1) in Lions' algorithm and let g_2^n denote the right-hand side on the interface of subdomain Ω_1 :

$$g_2^n := \left(\frac{\partial}{\partial \mathbf{n}_1} + \alpha \right) (u_2^n) \text{ on } \partial\Omega_1 \cap \bar{\Omega}_2. \quad (2.25)$$

Then, the bilinear form associated to the variational formulation of (2.1) is:

$$\begin{aligned} a_{Robin} : H^1(\Omega_1) \times H^1(\Omega_1) &\longrightarrow \mathbb{R} \\ (u, v) &\longmapsto \int_{\Omega_1} (\eta uv + \nabla u \cdot \nabla v) + \int_{\partial\Omega_1 \cap \bar{\Omega}_2} \alpha u v. \end{aligned} \quad (2.26)$$

Note that the boundary integral term containing α is positive when $v = u$. Thus bilinear form a_{Robin} is even more coercive than the one associated with the Neumann boundary value problem which contains only the subdomain integral term. The linear form related to (2.1) reads:

$$\begin{aligned} l_{Robin} : H^1(\Omega_1) &\longrightarrow \mathbb{R} \\ v &\longmapsto \int_{\Omega_1} f v + \int_{\partial\Omega_1 \cap \bar{\Omega}_2} g_2^n v. \end{aligned} \quad (2.27)$$

The variational formulation of the Robin boundary value problem reads:

$$\begin{aligned} &\text{Find } u \in H^1(\Omega_1) \text{ such that} \\ &\forall v \in H^1(\Omega_1), \quad a_{Robin}(u, v) = l_{Robin}(v). \end{aligned}$$

The finite element discretization is simply obtained by replacing the infinite dimensional Sobolev space $H^1(\Omega_1)$ by a finite dimensional space for example a classical $P1$ finite element space denoted $V_h(\Omega_1)$:

$$\begin{aligned} &\text{Find } u \in V_h(\Omega_1) \text{ such that} \\ &\forall v_h \in V_h(\Omega_1), \quad a_{Robin}(u_h, v_h) = l_{Robin}(v_h). \end{aligned}$$

From an algebraic point of view, we consider a finite element basis

$$\{\phi_k | k \in \mathcal{N}_1\} \subset V_h(\Omega_1)$$

where \mathcal{N}_1 is the set of degrees of freedom. The matrix form of $a_{Robin,h}$ is denoted by $A_{Robin,1}$:

$$[A_{Robin,1}]_{kl} := a_{Robin,h}(\phi_l, \phi_k) = \int_{\Omega_1} (\eta \phi_l \phi_k + \nabla \phi_l \cdot \nabla \phi_k) + \int_{\partial\Omega_1 \cap \overline{\Omega_2}} \alpha \phi_l \phi_k. \quad (2.28)$$

Matrix $A_{Robin,1}$ is actually the sum of the mass matrix, a stiffness matrix which corresponds to a Neumann problem and of a matrix that has zero entries for interior degrees of freedom ($Supp \phi_k \cap (\partial\Omega_1 \cap \overline{\Omega_2}) = \emptyset$), see equation (2.38) as well.

Note that the same technique can be applied in the case of the Després' algorithm for the Helmholtz equation with minimal adjustments due to the form of the problem. We simply replace η by $-\tilde{\omega}^2$ and multiply by the complex conjugate of the test function in the variational form.

The only difficulty lies now in the discretization of the right-hand side g_2^n on the interface. Suppose we have a $P1$ (piecewise linear) finite element so that we can identify a degree of freedom with a vertex of a triangular mesh in 2D. The variational form a_{Robin} implicitly defines a discretization scheme for the outward normal derivative $\partial u_1^{n+1}/\partial \mathbf{n}_1$. The corresponding stencil can only involve vertices that belong to domain $\bar{\Omega}_1$, see Figure 2.5. In order to ensure that the domain decomposition algorithm leads to a solution identical (up to the tolerance of the iterative solver) to the one which would be obtained by the original discretization scheme on the whole domain, it seems necessary to discretize $g_2^n (= \partial u_2^n/\partial \mathbf{n}_1)$ using the same stencil. But, the function u_2^n is defined by degrees of freedom that are in Ω_2 and thus cannot be the ones defining $\partial u_1^{n+1}/\partial \mathbf{n}_1$. In the overlapping case, a discretization of the right-hand side based on the same stencil points could be done but at the expense of identifying the stencil implicitly defined by the variational formulation. This is not so easy to implement in a code.

In the next two sections, we give two tricks that ease the implementation so that the converged solution is equal to the one which would be obtained by the original discretization scheme on the whole domain. One trick applies to a non overlapping decomposition and the other one to the overlapping case only.

2.3.1 Two-domain non-overlapping decomposition

This section is concerned with the Finite Element implementation of the interface conditions of Robin type for a non-overlapping decomposition of the domain. We present the discretization scheme for a decomposition of a domain Ω into two non overlapping subdomains Ω_1 and Ω_2 with interface Γ_{12} . We consider first the optimized Schwarz algorithm at the continuous

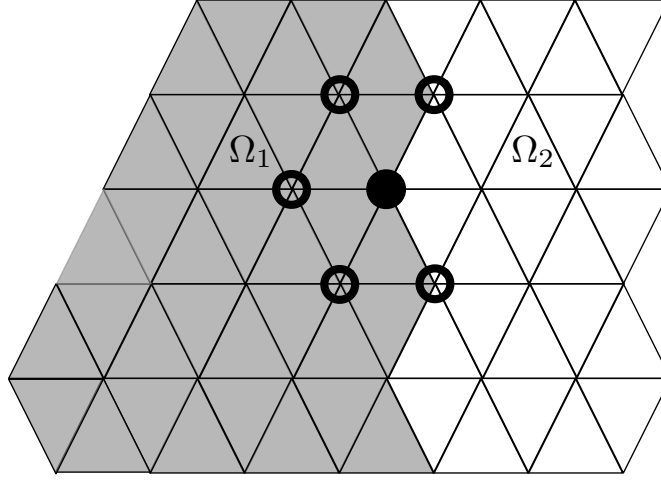


Figure 2.5: Stencil for the outward normal derivative $(\partial u_1/\partial \mathbf{n}_1)$ at the interface between two non overlapping subdomains Ω_1 and Ω_2

level,

$$\begin{aligned}
 (\eta - \Delta)u_1^{n+1} &= f && \text{in } \Omega_1 \\
 \frac{\partial u_1^{n+1}}{\partial \mathbf{n}_1} + \alpha u_1^{n+1} &= -\frac{\partial u_2^n}{\partial \mathbf{n}_2} + \alpha u_2^n && \text{on } \Gamma_{12} \\
 (\eta - \Delta)u_2^{n+1} &= f && \text{in } \Omega_2 \\
 \frac{\partial u_2^{n+1}}{\partial \mathbf{n}_2} + \alpha u_2^{n+1} &= -\frac{\partial u_1^n}{\partial \mathbf{n}_1} + \alpha u_1^n && \text{on } \Gamma_{12}.
 \end{aligned} \tag{2.29}$$

where we have used that on the interface between non overlapping subdomains, we have $\mathbf{n}_1 = -\mathbf{n}_2$, see Figure 2.1. A direct discretization would require the computation of the normal derivatives along the interfaces in order to evaluate the right-hand sides in the transmission conditions of (2.29). This can be avoided by re-naming the problematic quantities:

$$\lambda_1^n = -\frac{\partial u_2^n}{\partial \mathbf{n}_2} + \alpha u_2^n \quad \text{and} \quad \lambda_2^n = -\frac{\partial u_1^n}{\partial \mathbf{n}_1} + \alpha u_1^n.$$

The algorithm (2.29) becomes

$$\begin{aligned}
(\eta - \Delta)u_1^{n+1} &= f \quad \text{in } \Omega_1 \\
\frac{\partial u_1^{n+1}}{\partial \mathbf{n}_1} + \alpha u_1^{n+1} &= \lambda_1^n \quad \text{on } \Gamma_{12} \\
(\eta - \Delta)u_2^{n+1} &= f \quad \text{in } \Omega_2 \\
\frac{\partial u_2^{n+1}}{\partial \mathbf{n}_2} + \alpha u_2^{n+1} &= \lambda_2^n \quad \text{on } \Gamma_{12} \\
\lambda_1^{n+1} &= -\lambda_2^n + 2\alpha u_2^{n+1} \\
\lambda_2^{n+1} &= -\lambda_1^n + 2\alpha u_1^{n+1}.
\end{aligned} \tag{2.30}$$

The last two update relations of (2.30) follow from:

$$\lambda_1^{n+1} := -\frac{\partial u_2^{n+1}}{\partial \mathbf{n}_2} + \alpha u_2^{n+1} = -\left(\frac{\partial u_2^{n+1}}{\partial \mathbf{n}_2} + \alpha u_2^{n+1}\right) + 2\alpha u_2^{n+1} = -\lambda_2^n + 2\alpha u_2^{n+1} \tag{2.31}$$

and similarly

$$\lambda_2^{n+1} := -\frac{\partial u_1^{n+1}}{\partial \mathbf{n}_1} + \alpha u_1^{n+1} = -\left(\frac{\partial u_1^{n+1}}{\partial \mathbf{n}_1} + \alpha u_1^{n+1}\right) + 2\alpha u_1^{n+1} = -\lambda_1^n + 2\alpha u_1^{n+1}. \tag{2.32}$$

Equations (2.31) and (2.32) can be interpreted as a fixed point algorithm in the new variables λ_j , $j = 1, 2$, to solve the substructured problem

$$\begin{aligned}
\lambda_1 &= -\lambda_2 + 2\alpha u_2(\lambda_2, f), \\
\lambda_2 &= -\lambda_1 + 2\alpha u_1(\lambda_1, f),
\end{aligned} \tag{2.33}$$

where $u_j = u_j(\lambda_j, f)$, $j = 1, 2$, are solutions of:

$$\begin{aligned}
(\eta - \Delta)u_j &= f \quad \text{in } \Omega_j, \\
\frac{\partial u_j}{\partial \mathbf{n}_j} + \alpha u_j &= \lambda_j \quad \text{on } \Gamma_{12}.
\end{aligned}$$

Instead of solving the substructured problem (2.33) by the fixed point iteration (2.30), one usually uses a Krylov subspace method to solve the substructured problem. This corresponds to using the optimized Schwarz method as a preconditioner for the Krylov subspace method.

At this point, we can introduce the algebraic counterparts of the continuous quantities. A finite element discretization of the substructured problem (2.33) leads to the linear system

$$\begin{aligned}
\boldsymbol{\lambda}_1 &= -\boldsymbol{\lambda}_2 + 2\alpha B_2 \mathbf{u}_2 \\
\boldsymbol{\lambda}_2 &= -\boldsymbol{\lambda}_1 + 2\alpha B_1 \mathbf{u}_1
\end{aligned} \tag{2.34}$$

where $\mathbf{u}_j = \mathbf{u}_j(\boldsymbol{\lambda}_j, \mathbf{f}_j)$, $j = 1, 2$ are solutions of:

$$\begin{aligned} A_{Robin,1} \mathbf{u}_1 &= \mathbf{f}_1 + B_1^T \boldsymbol{\lambda}_1 \\ A_{Robin,2} \mathbf{u}_2 &= \mathbf{f}_2 + B_2^T \boldsymbol{\lambda}_2 \end{aligned} \quad (2.35)$$

We detail now the new matrices and vectors we have introduced:

- Vectors $\mathbf{u}_1, \mathbf{u}_2$ contain the degrees of freedom of the subdomain solutions.
- Vectors $\mathbf{f}_1, \mathbf{f}_2$ are the degrees of freedom related to f .
- Matrices B_1 and B_2 are the trace operators of the domains Ω_1 and Ω_2 on the interface Γ_{12} .

In order to define matrices $A_{Robin,j}$, we first split the two vectors \mathbf{u}_1 and \mathbf{u}_2 into interior and boundary degrees of freedom:

$$\mathbf{u}_j = \begin{bmatrix} \mathbf{u}_j^i \\ \mathbf{u}_j^b \end{bmatrix}, \quad j = 1, 2, \quad (2.36)$$

where the indices i and b correspond to interior and interface degrees of freedom respectively for domain Ω_j . Then the discrete trace operators B_1 and B_2 are just the Boolean matrices corresponding to the decomposition (2.36) and they can be written as

$$B_j = \begin{bmatrix} 0 & I \end{bmatrix}, \quad j = 1, 2, \quad (2.37)$$

where I denotes the identity matrix of appropriate size. For example,

$$B_1 \mathbf{u}_1 = \mathbf{u}_1^b \text{ and } B_2 \mathbf{u}_2 = \mathbf{u}_2^b.$$

Matrices $A_{Robin,1}$ and $A_{Robin,2}$ arise from the discretization of the local $\eta - \Delta$ operators along with the interface conditions $\partial_n + \alpha$,

$$A_{Robin,j} = K_j + B_j^T \alpha M_{\Gamma_{12}} B_j, \quad j = 1, 2. \quad (2.38)$$

Here K_j are local matrices of problem (as combination of stiffness and mass matrices) and $M_{\Gamma_{12}}$ is the interface mass matrix

$$[M_{\Gamma_{12}}]_{nm} = \int_{\Gamma_{12}} \phi_n \phi_m d\xi \quad (2.39)$$

The functions ϕ_n and ϕ_m are the basis functions associated with the degrees of freedom n and m on the interface Γ_{12} .

For given $\boldsymbol{\lambda}_1$ and $\boldsymbol{\lambda}_2$, the functions \mathbf{u}_1 and \mathbf{u}_2 can be computed by solving equations (2.35). By eliminating \mathbf{u}_1 and \mathbf{u}_2 in (2.34) using (2.35), we obtain the substructured linear system

$$F \boldsymbol{\lambda} = \mathbf{d}, \quad (2.40)$$

where $\boldsymbol{\lambda} = (\boldsymbol{\lambda}_1, \boldsymbol{\lambda}_2)$ and the matrix F and the right-hand side \mathbf{d} are

$$F = \begin{pmatrix} I & I - 2\alpha B_2 A_{Robin,2}^{-1} B_2^T \\ I - 2\alpha B_1 A_{Robin,1}^{-1} B_1^T & I \end{pmatrix} \quad (2.41)$$

$$\mathbf{d} = \begin{pmatrix} 2\alpha B_1 A_{Robin,1}^{-1} \mathbf{f}_1 \\ 2\alpha B_2 A_{Robin,2}^{-1} \mathbf{f}_2 \end{pmatrix}$$

The linear system (2.40) is solved by a Krylov subspace method. The matrix vector product amounts to solving a subproblem in each subdomain and to send interface data between subdomains.

The general case of a decomposition into an arbitrary number of subdomains is treated in [88] for the case of the Helmholtz equations. It is also possible to discretize the interface conditions by using Lagrange multipliers the method is then named FETI 2 LM (Two-Lagrange Multiplier), see [162].

2.3.2 Overlapping domain decomposition

The trick explained in the non overlapping case cannot be used in the overlapping case, see Figure 2.1. Indeed, even in the simple case of two subdomains, the normal derivatives are computed on two distinct interfaces $\partial\Omega_1 \cap \bar{\Omega}_2$ and $\partial\Omega_2 \cap \bar{\Omega}_1$. Here as well, it is possible to write an algorithm equivalent to P.L. Lions' algorithm (2.1)-(2.2) but where the iterate is a function $u^n : \Omega \rightarrow \mathbb{R}$ i.e. it is not a pair of functions (u_1^n, u_2^n) .

Let a overlapping domain decomposition $\Omega = \Omega_1 \cup \Omega_2$ with a partition of unity functions χ_1 and χ_2 :

$$\chi_1 + \chi_2 = 1, \text{supp}\chi_i \subset \Omega_i, i = 1, 2.$$

Let $u^n : \Omega \rightarrow \mathbb{R}$ be an approximate solution to a Poisson equation. Then the update u^{n+1} is computed by the following algorithm which is the continuous version of the Optimized Restricted Additive Schwarz (ORAS) algorithm, see [36]. The solution will come from section 1.3 where an equivalence between the original Schwarz algorithm and the RAS method was shown at the continuous level.

Lemma 2.3.1 (Equivalence between Lions' algorithm and ORAS)

The algorithm defined by (2.42), (2.43) and (2.44) is equivalent to the Lions' Schwarz algorithm

Proof The approach is very similar to what is done in Lemma 1.1.2 where we prove the equivalence between the Schwarz algorithm and the RAS method. Here, we have to prove the equality

$$u^n = E_1(\chi_1 u_1^n) + E_2(\chi_2 u_2^n),$$

Algorithm 3 ORAS algorithm at the continuous level

1. Compute the residual $r^n : \Omega \rightarrow \mathbb{R}$:

$$r^n := f - (\eta - \Delta)u^n \quad (2.42)$$

2. For $i = 1, 2$ solve for a local correction v_i^n :

$$\begin{aligned} (\eta - \Delta)v_i^n &= r^n & \text{in } & \Omega_i \\ v_i^n &= 0 & \text{on } & \partial\Omega_i \cap \partial\Omega \\ \left(\frac{\partial}{\partial \mathbf{n}_i} + \alpha\right)(v_i^n) &= 0 & \text{on } & \partial\Omega_i \cap \bar{\Omega}_{3-i} \end{aligned} \quad (2.43)$$

3. Compute an average of the local corrections and update u^n :

$$u^{n+1} = u^n + E_1(\chi_1 v_1^n) + E_2(\chi_2 v_2^n). \quad (2.44)$$

where $(\chi_i)_{i=1,2}$ and $(E_i)_{i=1,2}$ define a partition of unity as in defined in section 1.1 equation (1.4).

where $u_{1,2}^n$ are given by (2.1)-(2.2) and u^n is given by (2.42)-(2.43)-(2.44). We assume that the property holds for the initial guesses:

$$u^0 = E_1(\chi_1 u_1^0) + E_2(\chi_2 u_2^0)$$

and proceed by induction assuming the property holds at step n of the algorithm, i.e. $u^n = E_1(\chi_1 u_1^n) + E_2(\chi_2 u_2^n)$. From (2.44) we have

$$u^{n+1} = E_1(\chi_1(u^n + v_1^n)) + E_2(\chi_2(u^n + v_2^n)). \quad (2.45)$$

We prove now that $u_{|\Omega_1}^n + v_1^n = u_1^{n+1}$ by proving that $u_{|\Omega_1}^n + v_1^n$ satisfies (2.1) as u_1^{n+1} does. We first note that, using (2.43)-(2.42) we have:

$$\begin{aligned} (\eta - \Delta)(u^n + v_1^n) &= (\eta - \Delta)u^n + r^n = (\eta - \Delta)u^n + f - (\eta - \Delta)u^n = f & \text{in } \Omega_1, \\ \left(\frac{\partial}{\partial \mathbf{n}_1} + \alpha\right)(u^n + v_1^n) &= \left(\frac{\partial}{\partial \mathbf{n}_1} + \alpha\right)(u^n) & \text{on } \partial\Omega_1 \cap \bar{\Omega}_2, \end{aligned} \quad (2.46)$$

It remains to prove that

$$\left(\frac{\partial}{\partial \mathbf{n}_1} + \alpha\right)(u^n) = \left(\frac{\partial}{\partial \mathbf{n}_1} + \alpha\right)(u_2^n) \text{ on } \partial\Omega_1 \cap \bar{\Omega}_2.$$

By the induction hypothesis we have $u^n = E_1(\chi_1 u_1^n) + E_2(\chi_2 u_2^n)$. On a neighborhood of $\partial\Omega_1 \cap \bar{\Omega}_2$ (zone (c) in Figure 2.6), we have $\chi_1 \equiv 0$ and thus

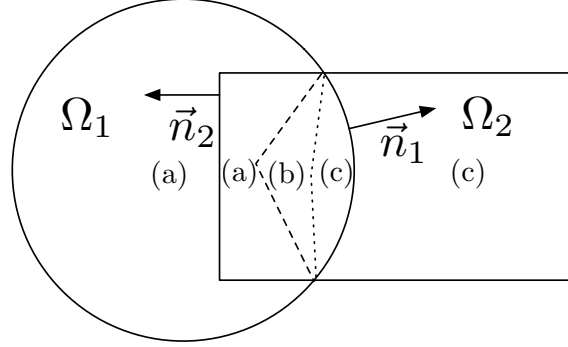


Figure 2.6: Function of partition of unity χ_1 . In zone (a): $\chi_1 \equiv 1$, in zone (b): $0 < \chi_1 < 1$ and in zone (c): $\chi_1 \equiv 0$.

$\chi_2 \equiv 1$. In this neighborhood, their derivatives are zero as well, so that on $\partial\Omega_1 \cap \overline{\Omega_2}$ we have :

$$\left(\frac{\partial}{\partial \mathbf{n}_1} + \alpha\right)(u^n) = \left(\frac{\partial}{\partial \mathbf{n}_1} + \alpha\right)(\chi_1 u_1^n + \chi_2 u_2^n) = \left(\frac{\partial}{\partial \mathbf{n}_1} + \alpha\right)(u_2^n). \quad (2.47)$$

Finally from (2.46) and (2.47) we can conclude that $u_{|\Omega_1}^n + v_1^n = u_1^{n+1}$ satisfies problem (2.1) and is thus equal to u_1^{n+1} . The same holds for domain Ω_2 , $u_{|\Omega_2}^n + v_2^n = u_2^{n+1}$. Then equation (2.45) reads

$$u^{n+1} = E_1(\chi_1 u_1^{n+1}) + E_2(\chi_2 u_2^{n+1})$$

which ends the proof of the equivalence between P.L. Lions' algorithm the continuous version of the ORAS algorithm. \blacksquare

The advantage of the ORAS method over a direct implementation of P.L. Lions algorithm is that the Robin boundary condition (2.43) has a zero right-hand side that needs no discretization. The only drawback at the discretized level is that the actual overlap is reduced by a mesh size compared to a full discretization of the original P.L. Lions algorithm, see [36] for more details.

We now give the algebraic definition of the ORAS method by giving the discrete counterparts of steps (2.42)-(2.43)-(2.44), see [36]. Let $\mathbf{U}^n \in \mathbb{R}^{\#\mathcal{N}}$ be an approximate solution to a linear system:

$$\mathbf{A}\mathbf{U} = \mathbf{F}. \quad (2.48)$$

The set of degrees of freedom \mathcal{N} is decomposed into two subsets \mathcal{N}_1 and \mathcal{N}_2 . For $i = 1, 2$, let R_i denote the Boolean restriction matrix to \mathcal{N}_i and D_i define an algebraic partition of unity $\sum_{i=1}^2 R_i^T D_i R_i = Id$, as in (1.25).

The above three steps algorithm can be written more compactly as:

The update \mathbf{U}^{n+1} is computed in several steps by the following algorithm

1. Compute the residual $\mathbf{r}^n \in \mathbb{R}^{\#\mathcal{N}}$:

$$\mathbf{r}^n := F - A\mathbf{U}^n \quad (2.49)$$

2. For $i = 1, 2$ solve for a local correction \mathbf{V}_i^n :

$$A_{i,Robin} \mathbf{V}_i^n = R_i \mathbf{r}^n \quad (2.50)$$

where $A_{i,Robin}$ is the discretization matrix of a Robin problem as explained in (2.28) or in (2.38).

3. Compute an average of the local corrections and update \mathbf{U}^n accordingly:

$$\mathbf{U}^{n+1} = \mathbf{U}^n + R_1^T D_1 \mathbf{V}_1^n + R_2^T D_2 \mathbf{V}_2^n. \quad (2.51)$$

Definition 2.3.1 (ORAS algorithm) *The iterative Optimized Restricted Additive Schwarz (ORAS) algorithm is the preconditioned fixed point iteration defined by*

$$\mathbf{U}^{n+1} = \mathbf{U}^n + M_{ORAS}^{-1} \mathbf{r}^n, \quad \mathbf{r}^n := \mathbf{F} - A \mathbf{U}^n$$

where the matrix

$$M_{ORAS}^{-1} := \sum_{i=1}^2 R_i^T D_i A_{i,Robin}^{-1} R_i \quad (2.52)$$

is called the ORAS preconditioner.

In short, the only difference with the RAS method (1.29) consists in replacing the local Dirichlet matrices $R_i A R_i^T$ by matrices $A_{Robin,i}$ which correspond to local Robin subproblems.

As explained in chapter 3, it is more profitable to use a Krylov method in place of the above iterative fixed-point algorithm. It consists in solving (2.48) by a Krylov method such as GMRES or BiCGSTAB preconditioned by operator M_{ORAS} .

2.4 Optimal interface conditions

2.4.1 Optimal interface conditions and ABC

Robin boundary conditions are not the most general interface conditions. Rather than give the general conditions in an *a priori* form, we shall derive them in this section so as to have the fastest convergence. We establish the existence of interface conditions which are optimal in terms of iteration

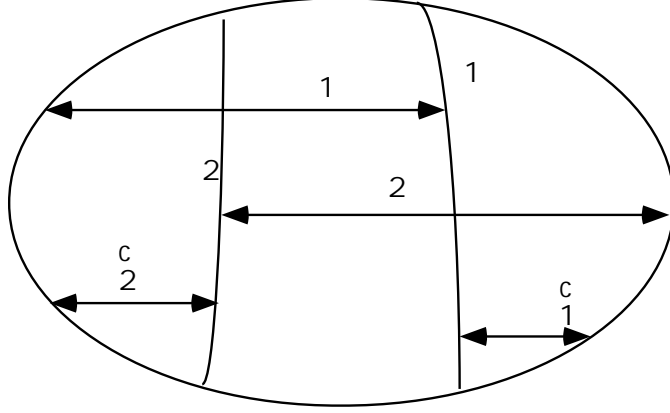


Figure 2.7: Subdomains and their complements

counts. The corresponding interface conditions are pseudo-differential and are not practical. Nevertheless, this result is a guide for the choice of partial differential interface conditions. Moreover, this result establishes a link between the optimal interface conditions and artificial boundary conditions. This is also a help when dealing with the design of interface conditions since it gives the possibility to use the numerous papers and books published on the subject of artificial boundary conditions, see e.g. [72, 96] or more generally on truncation of infinite domains via the PML technique [116, 27].

We consider a general linear second order elliptic partial differential operator \mathcal{L} and the problem:

$$\begin{aligned}\mathcal{L}(u) &= f, \Omega \\ u &= 0, \partial\Omega.\end{aligned}$$

The domain Ω is decomposed into two subdomains Ω_1 and Ω_2 . We suppose that the problem is regular so that $u_i := u|_{\Omega_i}$, $i = 1, 2$, is continuous and has continuous normal derivatives across the interface $\Gamma_i = \partial\Omega_i \cap \bar{\Omega}_j$, $i \neq j$. A modified Schwarz type method is considered.

$$\begin{aligned}\mathcal{L}(u_1^{n+1}) &= f \quad \text{in } \Omega_1 & \mathcal{L}(u_2^{n+1}) &= f \quad \text{in } \Omega_2 \\ u_1^{n+1} &= 0 \quad \text{on } \partial\Omega_1 \cap \partial\Omega & u_2^{n+1} &= 0 \quad \text{on } \partial\Omega_2 \cap \partial\Omega \\ \mu_1 \nabla u_1^{n+1} \cdot \mathbf{n}_1 + \mathcal{B}_1(u_1^{n+1}) & & \mu_2 \nabla u_2^{n+1} \cdot \mathbf{n}_2 + \mathcal{B}_2(u_2^{n+1}) & \\ = -\mu_1 \nabla u_2^n \cdot \mathbf{n}_2 + \mathcal{B}_1(u_2^n) & \text{on } \Gamma_1 & = -\mu_2 \nabla u_1^n \cdot \mathbf{n}_1 + \mathcal{B}_2(u_1^n) & \text{on } \Gamma_2\end{aligned}\tag{2.53}$$

where μ_1 and μ_2 are real-valued functions and \mathcal{B}_1 and \mathcal{B}_2 are operators acting along the interfaces Γ_1 and Γ_2 . For instance, $\mu_1 = \mu_2 = 0$ and $\mathcal{B}_1 = \mathcal{B}_2 = \text{Id}$ correspond to the original Schwarz algorithm (1.3); $\mu_1 = \mu_2 = 1$ and

$\mathcal{B}_i = \alpha \in \mathbb{R}$, $i = 1, 2$, has been proposed in [125] by P. L. Lions. The question to which we would like to answer is:

Are there other possibilities in order to have convergence in a minimal number of steps?

In order to answer this question, we note that by linearity, the error e satisfies (we supposed here with no loss of generality that $\mu_1 = \mu_2 = 1$)

$$\begin{aligned} \mathcal{L}(e_1^{n+1}) &= 0 & \text{in } \Omega_1 & & \mathcal{L}(e_2^{n+1}) &= 0 & \text{in } \Omega_2 \\ e_1^{n+1} &= 0 & \text{on } \partial\Omega_1 \cap \partial\Omega & & e_2^{n+1} &= 0 & \text{on } \partial\Omega_2 \cap \partial\Omega \\ \nabla e_1^{n+1} \cdot \mathbf{n}_1 + \mathcal{B}_1(e_1^{n+1}) & & & & \nabla e_2^{n+1} \cdot \mathbf{n}_2 + \mathcal{B}_2(e_2^{n+1}) & & \\ = -\nabla e_2^n \cdot \mathbf{n}_2 + \mathcal{B}_1(e_2^n) & \text{on } \Gamma_1 & & & = -\nabla e_1^n \cdot \mathbf{n}_1 + \mathcal{B}_2(e_1^n) & \text{on } \Gamma_2 \end{aligned}$$

The initial guess e_i^0 is arbitrary so that it is impossible to have convergence at step 1 of the algorithm. Convergence needs at least two iterations. Having $e_1^2 \equiv 0$ requires

$$-\nabla e_2^1 \cdot \mathbf{n}_2 + \mathcal{B}_1(e_2^1) \equiv 0.$$

The only meaningful information on e_2^1 is that

$$\mathcal{L}(e_2^1) = 0 \quad \text{in } \Omega_2.$$

In order to use this information, we introduce the DtN (Dirichlet to Neumann) map (a.k.a. Steklov-Poincaré):

$$\begin{aligned} u_0 &: \Gamma_1 \rightarrow \mathbb{R} \\ \text{DtN}_2(u_0) &:= \nabla v \cdot \mathbf{n}_2|_{\partial\Omega_1 \cap \bar{\Omega}_2}, \end{aligned} \tag{2.54}$$

where \mathbf{n}_2 is the outward normal to $\Omega_2 \setminus \bar{\Omega}_1$, and v satisfies the following boundary value problem:

$$\begin{aligned} \mathcal{L}(v) &= 0 & \text{in } \Omega_2 \setminus \bar{\Omega}_1 \\ v &= 0 & \text{on } \partial\Omega_2 \cap \partial\Omega \\ v &= u_0 & \text{on } \partial\Omega_1 \cap \bar{\Omega}_2. \end{aligned}$$

If we take

$$\mathcal{B}_1 := \text{DtN}_2$$

we see that this choice is optimal since we have

$$-\nabla e_2^1 \cdot \mathbf{n}_2 + \mathcal{B}_1(e_2^1) \equiv 0.$$

Indeed, in $\Omega_2 \setminus \bar{\Omega}_1 \subset \Omega_2$, e_2^1 satisfies

$$\mathcal{L}(e_2^1) = 0.$$

Hence,

$$\begin{aligned}\nabla e_2^1 \cdot \mathbf{n}_2 &= \text{DtN}_2(e_2^1) \\ \nabla e_2^1 \cdot \mathbf{n}_2 &= \mathcal{B}_1(e_2^1) \quad (\mathcal{B}_1 = \text{DtN}_2)\end{aligned}$$

We have formally proved

Result 2.4.1 *The use of $\mathcal{B}_i = \text{DtN}_j$ ($i \neq j$) as interface conditions in (2.53) is optimal: we have (exact) convergence in two iterations.*

The two-domain case for an operator with constant coefficients has been first treated in [104]. The multidomain case for a variable coefficient operator with both positive results [141] and negative conjectures for arbitrary domain decompositions [147] has been considered as well.

Remark 2.4.1 *The main feature of this result is to be very general since it does not depend on the exact form of the operator \mathcal{L} and can be extended to systems or to coupled systems of equations as well with a proper care of the well-posedness of the algorithm.*

As an application, we take $\Omega = \mathbb{R}^2$ and $\Omega_1 =]-\infty, 0[\times \mathbb{R}$. Using the same Fourier technique that was used to study algorithm (2.5)-(2.6), it is possible to give the explicit form of the DtN operator for a constant coefficient operator.

- If $\mathcal{L} = \eta - \Delta$, the action of the DtN map can be computed as:

$$\text{DtN}u_0 = \int_{\mathbb{R}} \sqrt{\eta + k^2} \hat{u}_0(k) e^{iky} dk.$$

We say that DtN is a pseudo-differential operator whose symbol is

$$\overline{\text{DtN}} := \sqrt{\eta + k^2}.$$

- If \mathcal{L} is a convection-diffusion operator $\mathcal{L} := \eta + \mathbf{a}\nabla - \nu\Delta$, the symbol of the DtN map is

$$\overline{\text{DtN}} := \frac{-\mathbf{a}\cdot\mathbf{n}_1 + \sqrt{(\mathbf{a}\cdot\mathbf{n}_1)^2 + 4\nu(\eta + \mathbf{a}\cdot\boldsymbol{\tau}_1 k\nu + \nu^2 k^2)}}{2\nu}$$

where \mathbf{n}_1 is the outward normal to subdomain Ω_1 and $\boldsymbol{\tau}_1$ is the tangential derivative along the interface.

- If $\mathcal{L} = -\tilde{\omega}^2 - \Delta$ is the Helmholtz operator, the symbol of DtN is

$$\overline{\text{DtN}} := \sqrt{k^2 - \tilde{\omega}^2}.$$

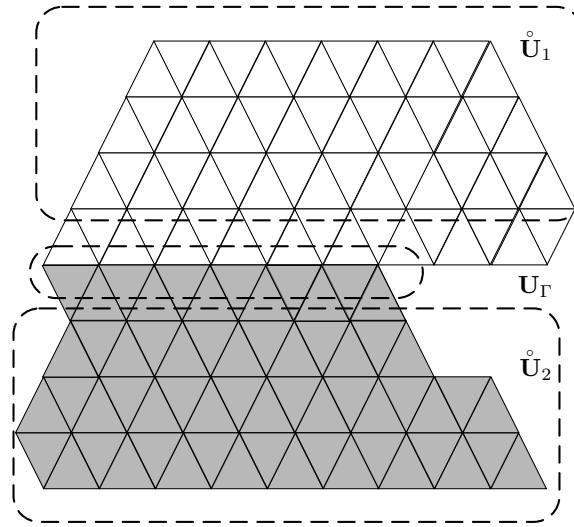


Figure 2.8: Geometric Partition into two subdomains and corresponding partition of the degrees of freedom

These symbols are not polynomials in the Fourier variable k so that the corresponding operators and hence the optimal interface conditions are not partial differential operators. They correspond to exact absorbing conditions. These conditions are used on the artificial boundary resulting from the truncation of a computational domain. The solution on the truncated domain depends on the choice of this artificial condition. We say that it is *an exact absorbing boundary condition* if the solution computed on the truncated domain is the restriction of the solution of the original problem. Surprisingly enough, the notions of exact absorbing conditions for domain truncation and that of optimal interface conditions in domain decomposition methods coincide.

As the above examples show, the optimal interface transmission conditions are pseudodifferential. Therefore they are difficult to implement. Moreover, in the general case of a variable coefficient operator and/or a curved boundary, the exact form of these operators is not known, although they can be approximated by partial differential operators which are easier to implement. The approximation of the DtN has been addressed by many authors since the seminal paper [72] by Engquist and Majda on this question.

2.4.2 Optimal Algebraic Interface Conditions

The issue of optimal interface conditions is considered here at the matrix level for a non overlapping domain decomposition. When a partial differential problem is discretized by a finite element method for instance, it yields a linear system of the form $A\mathbf{U} = \mathbf{F}$, where \mathbf{F} is a given right-hand side and

\mathbf{U} is the set of unknowns. Corresponding to the domain decomposition, the set of unknowns \mathbf{U} is decomposed into interior nodes of the subdomains $\mathring{\mathbf{U}}_1$ and $\mathring{\mathbf{U}}_2$, and to unknowns, \mathbf{U}_Γ , associated to the interface Γ . This leads to a block decomposition of the linear system

$$\begin{pmatrix} A_{11} & A_{1\Gamma} & 0 \\ A_{\Gamma 1} & A_{\Gamma\Gamma} & A_{\Gamma 2} \\ 0 & A_{2\Gamma} & A_{22} \end{pmatrix} \begin{pmatrix} \mathring{\mathbf{U}}_1 \\ \mathbf{U}_\Gamma \\ \mathring{\mathbf{U}}_2 \end{pmatrix} = \begin{pmatrix} \mathring{\mathbf{F}}_1 \\ \mathbf{F}_\Gamma \\ \mathring{\mathbf{F}}_2 \end{pmatrix}. \quad (2.55)$$

In order to write an optimized Schwarz method, we have to introduce two square matrices T_1 and T_2 which act on vectors of the type \mathbf{U}_Γ . Then the OSM algorithm reads:

$$\begin{pmatrix} A_{11} & A_{1\Gamma} \\ A_{\Gamma 1} & A_{\Gamma\Gamma} + T_2 \end{pmatrix} \begin{pmatrix} \mathring{\mathbf{U}}_1^{n+1} \\ \mathbf{U}_{\Gamma,1}^{n+1} \end{pmatrix} = \begin{pmatrix} F_1 \\ F_\Gamma + T_2 \mathbf{U}_{\Gamma,2}^n - A_{\Gamma 2} \mathring{\mathbf{U}}_2^n \end{pmatrix} \quad (2.56)$$

$$\begin{pmatrix} A_{22} & A_{2\Gamma} \\ A_{\Gamma 2} & A_{\Gamma\Gamma} + T_1 \end{pmatrix} \begin{pmatrix} \mathring{\mathbf{U}}_2^{n+1} \\ \mathbf{U}_{\Gamma,2}^{n+1} \end{pmatrix} = \begin{pmatrix} F_2 \\ F_\Gamma + T_1 \mathbf{U}_{\Gamma,1}^n - A_{\Gamma 1} \mathring{\mathbf{U}}_1^n \end{pmatrix} \quad (2.57)$$

Lemma 2.4.1 *Assume $A_{\Gamma\Gamma} + T_1 + T_2$ is invertible and problem (2.55) is well-posed. Then if the algorithm (2.56)-(2.57) converges, it converges to the solution of (2.55). That is, if we denote by $(\mathring{\mathbf{U}}_1^\infty, \mathbf{U}_{\Gamma,1}^\infty, \mathring{\mathbf{U}}_2^\infty, \mathbf{U}_{\Gamma,2}^\infty)$ the limit as n goes to infinity of the sequence $(\mathring{\mathbf{U}}_1^n, \mathbf{U}_{\Gamma,1}^n, \mathring{\mathbf{U}}_2^n, \mathbf{U}_{\Gamma,2}^n)_{n \geq 0}$,*

$$\mathbf{U}_i^\infty = \mathbf{U}_i \quad \text{and} \quad \mathbf{U}_{\Gamma,1}^\infty = \mathbf{U}_{\Gamma,2}^\infty = \mathbf{U}_\Gamma, \quad i = 1, 2.$$

Proof Note first that we have a duplication of the interface unknowns \mathbf{U}_Γ into $\mathbf{U}_{\Gamma,1}$ and $\mathbf{U}_{\Gamma,2}$.

We subtract the last line of (2.56) to the last line of (2.57), take the limit as n goes to infinity and get:

$$(A_{\Gamma\Gamma} + T_1 + T_2)(\mathbf{U}_{\Gamma,1}^\infty - \mathbf{U}_{\Gamma,2}^\infty) = 0$$

which proves that $\mathbf{U}_{\Gamma,1}^\infty = \mathbf{U}_{\Gamma,2}^\infty$. Then, taking the limit of (2.56) and (2.57) as n goes to infinity shows that $(\mathring{\mathbf{U}}_1^\infty, \mathbf{U}_{\Gamma,1}^\infty = \mathbf{U}_{\Gamma,2}^\infty, \mathring{\mathbf{U}}_2^\infty)^T$ is a solution to (2.55) which is unique by assumption. \blacksquare

As in § 2.4, we can use the optimal interface conditions

Lemma 2.4.2 *Assume A_{ii} is invertible for $i = 1, 2$.*

Then, in algorithm (2.56)-(2.57), taking

$$T_1 := -A_{\Gamma 1} A_{11}^{-1} A_{1\Gamma} \quad \text{and} \quad T_2 := -A_{\Gamma 2} A_{22}^{-1} A_{2\Gamma}$$

yields a convergence in two steps.

Proof Note that in this case, the bottom-right blocks of the two by two block matrices in (2.56) and (2.57)

$$A_{\Gamma\Gamma} - A_{\Gamma 1} A_{11}^{-1} A_{1\Gamma} \text{ and } A_{\Gamma\Gamma} - A_{\Gamma 2} A_{22}^{-1} A_{2\Gamma}$$

are actually Schur complements. It is classical that the subproblems (2.56) and (2.57) are well-posed. By linearity, in order to prove convergence, it is sufficient to consider the convergence to zero in the case $\left(\overset{\circ}{\mathbf{F}}_1, \mathbf{F}_\Gamma, \overset{\circ}{\mathbf{F}}_2\right)^T = 0$. At step 1 of the algorithm, we have

$$A_{11} \overset{\circ}{\mathbf{U}}_1 + A_{1\Gamma} \mathbf{U}_{\Gamma,1}^1 = 0$$

or equivalently by applying $-A_{\Gamma 1} A_{11}^{-1}$:

$$-A_{\Gamma 1} \overset{\circ}{\mathbf{U}}_1 - A_{\Gamma 1} A_{11}^{-1} A_{1\Gamma} \mathbf{U}_{\Gamma,1}^1 = 0$$

So that the right-hand side of (2.57) is zero at step 2 (i.e. $n = 1$). We have thus convergence to zero in domain 2. The same holds for domain 1. ■

Matrices T_1 and T_2 are in general dense matrices whose computation and use as interface conditions is very costly. The relationship between optimal algebraic interface conditions and the continuous ones is simply that last line of block matrices in (2.56) and (2.57) are the correct discretizations of the optimal interface introduced in § 2.4.1.

2.5 Optimized interface conditions

As we have already seen in the previous chapters, three different reasons led to the development of the new transmission conditions. The first reason was to obtain Schwarz algorithms that are convergent without overlap, see [125]. The second motivation for changing the transmission conditions was to obtain a convergent Schwarz method for the Helmholtz equation, where the classical overlapping Schwarz algorithm is not convergent [41, 45]. The third motivation was that the convergence of the classical Schwarz method is rather slow and depends strongly on the size of the overlap. For an introduction to optimized Schwarz methods, see [83].

2.5.1 Optimized interface conditions for $\eta - \Delta$

In section 2.1.2, we have proved convergence of the domain decomposition method with interface conditions of the type

$$\partial_n + \alpha - \partial_\tau(\beta \partial_\tau) \tag{2.58}$$

for a general but non overlapping domain decomposition.

In section 2.4, we have exhibited interface conditions which are optimal in terms of iteration counts but are pseudo-differential operators difficult to use in practice. These results are not sufficient for the design of effective boundary conditions which for the sake of simplicity must have the form (2.58). From section 2.4, we know that the parameters α and β must somehow be such that (2.58) approximates the optimal interface conditions

$$\frac{\partial}{\partial \mathbf{n}_i} + \text{DtN}.$$

At first sight, it seems that the approximations proposed in the field of artificial boundary conditions are also relevant in the context of domain decomposition methods. Actually this is not the case, as was proved for the convection-diffusion equation, see [110, 111].

In order to clarify the situation, we need an estimate of the convergence factor as a function of the parameters α and β , the size of the overlap and the coefficients of the partial differential operator. In particular it will provide a means for choosing the interface conditions in an optimal way. This type of study is limited to a very simple situation: a constant coefficient operator and a whole space decomposed into two half-spaces. But, let us insist on the fact that these limitations concern only this theoretical study. The optimized values of the parameters of the interface conditions can be used with success in complex applications, see section 2.5.2. The robustness of the approach comes from the general convergence result of section 2.1.2 and from the replacement of the fixed point algorithm on the interface by a Krylov type method as explained for equations (2.40) and (2.48). The efficiency comes from the study below which is made possible by the use of Fourier techniques similar to the ones used in artificial boundary conditions.

Optimization of the interface conditions

It is possible to optimize the choice of the parameter α in Robin interface conditions in order to minimize the maximum convergence factor in the physical space

$$\max_k \rho(k, \delta; \alpha).$$

When the subdomains overlap we have seen that the convergence factor (2.7) is bounded from above by a positive constant so that it can be checked that the following min-max problem

$$\boxed{\max_k \rho(k, \delta; \alpha_{\text{opt}}) = \min_{\alpha} \max_k \rho(k, \delta; \alpha)}$$

admits a unique solution.

When the subdomains do not overlap, then for any choice of α we have

$$\max_k \rho(k, 0; \alpha) = 1,$$

so that the above min-max problem is ill-posed.

Anyhow, the purpose of domain decomposition methods is not to solve directly partial differential equations. They are used to solve the corresponding linear systems arising from their discretizations. It is possible to study the convergence factor of the related domain decomposition methods at the discrete level based on the discretization scheme, see [138]. Fourier transform is replaced by discrete Fourier series, i.e. the decomposition on the vectors

$$V_k = (e^{ij\Delta y k})_{j \in \mathbb{Z}}, \quad k \in \pi/(\mathbb{Z}\Delta y)$$

with Δy the mesh size in the y direction. This convergence factor depends as before on the parameters of the continuous problem but also on the discrete parameters: mesh size in x and y . The resulting formula is quite complex and would be very difficult to optimize.

Nevertheless, comparison with the continuous case and numerical experiments prove that a semi-continuous approach is sufficient for finding an optimal value for the parameter α . This of course due to the fact that as the discretization parameters go to zero, the discrete convergence factor tends to its continuous counterpart.

For the sake of simplicity, we consider only the non-overlapping case, $\delta = 0$. We keep the formula of the convergence factor in the continuous case:

$$\rho(k, \alpha) := \left| \frac{\lambda(k) - \alpha}{\lambda(k) + \alpha} \right| \quad (2.59)$$

with $\lambda(k) = \sqrt{\eta + k^2}$. But we observe that the mesh induces a truncation in the frequency domain. We have $|k| < \pi/\Delta y := k_{\max}$. For a parameter α , the convergence factor is approximated by

$$\rho_h(\alpha) = \max_{|k| < \pi/\Delta y} \rho(k; \alpha).$$

The optimization problem reads:

$$\begin{aligned} & \text{Find } \alpha_{\text{opt}}^{\text{sc}} \text{ such that} \\ \rho_h(\alpha_{\text{opt}}^{\text{sc}}) &= \min_{\alpha} \max_{k < \pi/\Delta y} \rho(k; \alpha). \end{aligned} \quad (2.60)$$

It is easy to check that the optimum is given by the relation

$$\rho(0; \alpha_{\text{opt}}^{\text{sc}}) = \rho(k_{\max}; \alpha_{\text{opt}}^{\text{sc}}).$$

Let $\lambda_m = \lambda(0)$ and $\lambda_M = \lambda(k_{\max})$, then we have

$$\alpha_{\text{opt}}^{\text{sc}} = \sqrt{\lambda_m \lambda_M}. \quad (2.61)$$

It can then easily be checked that in the limit of small Δy ,

$$\rho_h(\alpha_{\text{opt}}^{\text{sc}}) \simeq 1 - 2\sqrt{\frac{\sqrt{\eta}\Delta y}{\pi}} \quad \text{and} \quad \alpha_{\text{opt}}^{\text{sc}} \simeq \eta^{1/4} \frac{\pi}{\Delta y}.$$

| | | | | |
|-----------------------------------|----|----|-----|-----|
| $1/\Delta y$ | 10 | 20 | 40 | 80 |
| $\alpha_{\text{opt}}^{\text{sc}}$ | 6 | 7 | 10 | 16 |
| $\alpha = 1$ | 27 | 51 | 104 | 231 |

Table 2.1: Number of iterations for different values of the mesh size and two possible choices for α

Whereas for α independent of Δy , we have

$$\rho_h(\alpha) \simeq 1 - 2\frac{\alpha\Delta y}{\pi}$$

for small Δy . Numerical tests on the model problem of a rectangle divided into two half-rectangles and a finite difference discretization shows a good agreement with the above formulas. In Table 2.1, the iteration counts are given for two possible choices of the parameter α , $\alpha = 1$ or $\alpha_{\text{opt}}^{\text{sc}}$ given by formula (2.61) and for a reduction of the error by a factor of 10^{-6} . For refined mesh, the iteration count is reduced by a factor larger than ten. The optimized Schwarz method is thus quite sensitive to the choice of the interface condition. As we shall see in the next section, when the method is used as a preconditioner in Krylov methods as explained in § 2.3.1, performance is less dependent on the optimal choice of the interface condition. Typically, the iteration count is reduced by a factor three, see Table 2.3. Since taking optimal interface conditions is beneficial in terms of iteration counts and has no extra cost, it is a good thing to do especially for wave propagation phenomena that we consider in the sequel.

2.5.2 Optimized conditions for the Helmholtz

The complete study is found in [88] for a complete presentation. In order to have a self-consistent paragraph, we set up once again the considered Helmholtz equation

$$\mathcal{L}(u) := (-\tilde{\omega}^2 - \Delta)(u) = f(x, y), \quad x, y \in \Omega.$$

The difficulty comes from the negative sign of the term of order zero of the operator.

Although the following analysis could be carried out on rectangular domains as well, we prefer for simplicity to present the analysis in the domain $\Omega = \mathbb{R}^2$ with the Sommerfeld radiation condition at infinity,

$$\lim_{r \rightarrow \infty} \sqrt{r} \left(\frac{\partial u}{\partial r} + i\tilde{\omega}u \right) = 0,$$

where $r = \sqrt{x^2 + y^2}$. We decompose the domain into two non-overlapping subdomains $\Omega_1 = (-\infty, 0] \times \mathbb{R}$ and $\Omega_2 = [0, \infty) \times \mathbb{R}$ and consider the Schwarz

algorithm

$$\begin{aligned} -\Delta u_1^{n+1} - \tilde{\omega}^2 u_1^{n+1} &= f(x, y), \quad x, y \in \Omega_1 \\ \mathcal{B}_1(u_1^{n+1})(0) &= \mathcal{B}_1(u_2^n)(0) \end{aligned} \quad (2.62)$$

and

$$\begin{aligned} -\Delta u_2^{n+1} - \tilde{\omega}^2 u_2^{n+1} &= f(x, y), \quad x, y \in \Omega_2 \\ \mathcal{B}_2(u_2^{n+1})(0) &= \mathcal{B}_2(u_1^n)(0) \end{aligned} \quad (2.63)$$

where \mathcal{B}_j , $j = 1, 2$, are two linear operators. Note that for the classical Schwarz method \mathcal{B}_j is the identity, $\mathcal{B}_j = I$ and without overlap the algorithm cannot converge. But even with overlap in the case of the Helmholtz equation, only the evanescent modes in the error are damped, while the propagating modes are unaffected by the Schwarz algorithm [88]. One possible remedy is to use a relatively fine coarse grid [19] or Robin transmission conditions, see for example [43, 16]. We consider here transmission conditions which lead to a convergent non-overlapping version of the Schwarz method. We assume that the linear operators \mathcal{B}_j are of the form

$$\mathcal{B}_j := \partial_x + \mathcal{T}_j, \quad j = 1, 2,$$

for two linear operators \mathcal{T}_1 and \mathcal{T}_2 acting in the tangential direction on the interface. Our goal is to use these operators to optimize the convergence factor of the algorithm. For the analysis it suffices by linearity to consider the case $f(x, y) = 0$ and to analyze convergence to the zero solution. Taking a Fourier transform in the y direction we obtain

$$\begin{aligned} -\frac{\partial^2 \hat{u}_1^{n+1}}{\partial x^2} - (\tilde{\omega}^2 - k^2) \hat{u}_1^{n+1} &= 0, \\ (\partial_x + \sigma_1(k))(\hat{u}_1^{n+1})(0) &= (\partial_x + \sigma_1(k))(\hat{u}_2^n)(0) \end{aligned} \quad x < 0, \quad k \in \mathbb{R} \quad (2.64)$$

and

$$\begin{aligned} -\frac{\partial^2 \hat{u}_2^{n+1}}{\partial x^2} - (\tilde{\omega}^2 - k^2) \hat{u}_2^{n+1} &= 0, \\ (\partial_x + \sigma_2(k))(\hat{u}_2^{n+1})(0) &= (\partial_x + \sigma_2(k))(\hat{u}_1^n)(0) \end{aligned} \quad x > 0, \quad k \in \mathbb{R} \quad (2.65)$$

where $\sigma_j(k)$ denotes the symbol of the operator \mathcal{T}_j , and k is the Fourier variable, which we also call frequency. The general solutions of these ordinary differential equations are

$$\hat{u}_j^{n+1} = A_j e^{\lambda(k)x} + B_j e^{-\lambda(k)x}, \quad j = 1, 2,$$

where $\lambda(k)$ denotes the root of the characteristic equation $\lambda^2 + (\tilde{\omega}^2 - k^2) = 0$ with positive real or imaginary part,

$$\begin{aligned} \lambda(k) &= \sqrt{k^2 - \tilde{\omega}^2} \quad \text{for } |k| \geq \tilde{\omega}, \\ \lambda(k) &= i\sqrt{\tilde{\omega}^2 - k^2} \quad \text{for } |k| < \tilde{\omega}. \end{aligned} \quad (2.66)$$

Since the Sommerfeld radiation condition excludes growing solutions as well as incoming modes at infinity, we obtain the solutions

$$\begin{aligned}\hat{u}_1^{n+1}(x, k) &= \hat{u}_1^{n+1}(0, k)e^{\lambda(k)x} \\ \hat{u}_2^{n+1}(x, k) &= \hat{u}_2^{n+1}(0, k)e^{-\lambda(k)x}.\end{aligned}$$

Using the transmission conditions and the fact that

$$\begin{aligned}\frac{\partial \hat{u}_1^{n+1}}{\partial x} &= \lambda(k)\hat{u}_1^{n+1} \\ \frac{\partial \hat{u}_2^{n+1}}{\partial x} &= -\lambda(k)\hat{u}_2^{n+1}\end{aligned}$$

we obtain over one step of the Schwarz iteration

$$\begin{aligned}\hat{u}_1^{n+1}(x, k) &= \frac{-\lambda(k) + \sigma_1(k)}{\lambda(k) + \sigma_1(k)} e^{\lambda(k)x} \hat{u}_2^n(0, k) \\ \hat{u}_2^{n+1}(x, k) &= \frac{\lambda(k) + \sigma_2(k)}{-\lambda(k) + \sigma_2(k)} e^{-\lambda(k)x} \hat{u}_1^n(0, k).\end{aligned}$$

Evaluating the second equation at $x = 0$ for iteration index n and inserting it into the first equation, we get after evaluating again at $x = 0$

$$\hat{u}_1^{n+1}(0, k) = \frac{-\lambda(k) + \sigma_1(k)}{\lambda(k) + \sigma_1(k)} \cdot \frac{\lambda(k) + \sigma_2(k)}{-\lambda(k) + \sigma_2(k)} \hat{u}_1^{n-1}(0, k).$$

Defining the convergence factor ρ by

$$\boxed{\rho(k) := \frac{-\lambda(k) + \sigma_1(k)}{\lambda(k) + \sigma_1(k)} \cdot \frac{\lambda(k) + \sigma_2(k)}{-\lambda(k) + \sigma_2(k)}} \quad (2.67)$$

we find by induction that

$$\hat{u}_1^{2n}(0, k) = \rho(k)^n \hat{u}_1^0(0, k),$$

and by a similar calculation on the second subdomain,

$$\hat{u}_2^{2n}(0, k) = \rho(k)^n \hat{u}_2^0(0, k).$$

Choosing in the Fourier transformed domain

$$\sigma_1(k) := \lambda(k), \quad \sigma_2(k) := -\lambda(k)$$

corresponds to using exact absorbing boundary conditions as interface conditions. So we get $\rho(k) \equiv 0$ and the algorithm converges in two steps independently of the initial guess. Unfortunately this choice becomes difficult to use in the real domain where computations take place, since the optimal

choice of the symbols $\sigma_j(k)$ leads to non-local operators \mathcal{T}_j in the real domain, caused by the square root in the symbols. We have to construct local approximations for the optimal transmission conditions.

In Desprès algorithm [42], the approximation consists in $\mathcal{T}_j \equiv i\tilde{\omega}$ ($i^2 = -1$). In [72], the approximation valid for the truncation of an infinite computational domain is obtained via Taylor expansions of the symbol in the vicinity of $k = 0$:

$$\mathcal{T}_j^{\text{app}} = \pm i \left(\tilde{\omega} - \frac{1}{2\tilde{\omega}} \partial_{\tau\tau} \right),$$

which leads to the zeroth or second order Taylor transmission conditions, depending on whether one keeps only the constant term or also the second order term. But these transmission conditions are only effective for the low frequency components of the error. This is sufficient for the truncation of a domain since there is an exponential decay of the high frequency part (large k) of the solution away from the artificial boundary.

But in domain decomposition, what is important is the convergence factor which is given by the maximum over k of $\rho(k)$. Since there is no overlap between the subdomains, it is not possible to profit from any decay. We present now an approximation procedure suited to domain decomposition methods. To avoid an increase in the bandwidth of the local discretized subproblems, we take polynomials of degree at most 2, which leads to transmission operators $\mathcal{T}_j^{\text{app}}$ which are at most second order partial differential operators acting along the interface. By symmetry of the Helmholtz equation there is no interest in a first order term. We therefore approximate the operators \mathcal{T}_j , $j = 1, 2$, in the form

$$\mathcal{T}_j^{\text{app}} = \pm(a + b\partial_{\tau\tau})$$

with $a, b \in \mathbf{C}$ and where τ denotes the tangent direction at the interface.

Optimized Robin interface conditions

We approximate the optimal operators \mathcal{T}_j , $j = 1, 2$, in the form

$$\mathcal{T}_j^{\text{app}} = \pm(p + qi), \quad p, q \in \mathbb{R}^+. \quad (2.68)$$

The non-negativity of p, q comes from the Shapiro-Lopatinski necessary condition for the well-posedness of the local subproblems (2.13)–(2.14). Inserting this approximation into the convergence factor (2.67) we find

$$\rho(p, q, k) = \begin{cases} \frac{\left(p^2 + \left(q - \sqrt{\tilde{\omega}^2 - k^2} \right)^2 \right)}{\left(p^2 + \left(q + \sqrt{\tilde{\omega}^2 - k^2} \right)^2 \right)}, & \tilde{\omega}^2 \geq k^2 \\ \frac{\left(q^2 + \left(p - \sqrt{k^2 - \tilde{\omega}^2} \right)^2 \right)}{\left(q^2 + \left(p + \sqrt{k^2 - \tilde{\omega}^2} \right)^2 \right)}, & \tilde{\omega}^2 < k^2. \end{cases} \quad (2.69)$$

First note that for $k^2 = \tilde{\omega}^2$ the convergence factor $\rho(p, q, \tilde{\omega}) = 1$, no matter what one chooses for the free parameters p and q . In the Helmholtz case one can not uniformly minimize the convergence factor over all relevant frequencies, as in the case of positive definite problems, see [109, 88, 111]. The point $k = \tilde{\omega}$ represents however only one single mode in the spectrum, and a Krylov method will easily take care of this when the Schwarz method is used as a preconditioner, as our numerical experiments will show. We therefore consider the optimization problem

$$\min_{p, q \in \mathbb{R}^+} \left(\max_{k \in (k_{\min}, \tilde{\omega}_-) \cup (\tilde{\omega}_+, k_{\max})} |\rho(p, q, k)| \right), \quad (2.70)$$

where $\tilde{\omega}_-$ and $\tilde{\omega}_+$ are parameters to be chosen, and k_{\min} denotes the smallest frequency relevant to the subdomain, and k_{\max} denotes the largest frequency supported by the numerical grid. This largest frequency is of the order π/h . For example, if the domain Ω is a strip of height L with homogeneous Dirichlet conditions on top and bottom, the solution can be expanded in a Fourier series with the harmonics $\sin(j\pi y/L)$, $j \in \mathbb{N}$. Hence the relevant frequencies are $k = j\pi/L$. They are equally distributed with a spacing π/L and thus choosing $\tilde{\omega}_- = \tilde{\omega} - \pi/L$ and $\tilde{\omega}_+ = \tilde{\omega} + \pi/L$ leaves precisely one frequency $k = \tilde{\omega}$ for the Krylov method and treats all the others by the optimization. If $\tilde{\omega}$ falls in between the relevant frequencies, say $j\pi/L < \tilde{\omega} < (j+1)\pi/L$ then we can even get the iterative method to converge by choosing $\tilde{\omega}_- = j\pi/L$ and $\tilde{\omega}_+ = (j+1)\pi/L$, which will allow us to directly verify our asymptotic analysis numerically without the use of a Krylov method. How to choose the optimal parameters p and q is given by the following:

Theorem 2.5.1 (Optimized Robin conditions) *Under the three assumptions*

$$2\tilde{\omega}^2 \leq \tilde{\omega}_-^2 + \tilde{\omega}_+^2, \quad \tilde{\omega}_- < \tilde{\omega} \quad (2.71)$$

$$2\tilde{\omega}^2 > k_{\min}^2 + \tilde{\omega}_+^2, \quad (2.72)$$

$$2\tilde{\omega}^2 < k_{\min}^2 + k_{\max}^2, \quad (2.73)$$

the solution to the min-max problem (2.70) is unique and the optimal parameters are given by

$$p^* = q^* = \sqrt{\frac{\sqrt{\tilde{\omega}^2 - \tilde{\omega}_-^2} \sqrt{k_{\max}^2 - \tilde{\omega}^2}}{2}}. \quad (2.74)$$

The optimized convergence factor (2.70) is then given by

$$\max_{k \in (k_{\min}, \tilde{\omega}_-) \cup (\tilde{\omega}_+, k_{\max})} \rho(p^*, q^*, k) = \frac{1 - \sqrt{2} \left(\frac{\tilde{\omega}^2 - \tilde{\omega}_-^2}{k_{\max}^2 - \tilde{\omega}^2} \right)^{1/4} + \sqrt{\frac{\tilde{\omega}^2 - \tilde{\omega}_-^2}{k_{\max}^2 - \tilde{\omega}^2}}}{1 + \sqrt{2} \left(\frac{\tilde{\omega}^2 - \tilde{\omega}_-^2}{k_{\max}^2 - \tilde{\omega}^2} \right)^{1/4} + \sqrt{\frac{\tilde{\omega}^2 - \tilde{\omega}_-^2}{k_{\max}^2 - \tilde{\omega}^2}}} \quad (2.75)$$

For the proof, see [88].

Optimized Second order interface conditions

We approximate the operators \mathcal{T}_j , $j = 1, 2$ in the form $\mathcal{T}_1^{app} = -\mathcal{T}_2^{app} = a + b\partial_{\tau\tau}$ with $a, b \in \mathbb{C}$ and τ denoting the tangent direction at the interface. The design of optimized second order transmission conditions is simplified by

Lemma 2.5.1 *Let u_1 and u_2 be two functions which satisfy*

$$\mathcal{L}(u_j) \equiv (-\tilde{\omega}^2 - \Delta)(u) = f \quad \text{in } \Omega_j, \quad j = 1, 2$$

and the transmission condition

$$\left(\frac{\partial}{\partial \mathbf{n}_1} + \alpha\right) \left(\frac{\partial}{\partial \mathbf{n}_1} + \beta\right) (u_1) = \left(-\frac{\partial}{\partial \mathbf{n}_2} + \alpha\right) \left(-\frac{\partial}{\partial \mathbf{n}_2} + \beta\right) (u_2) \quad (2.76)$$

with $\alpha, \beta \in \mathbb{C}$, $\alpha + \beta \neq 0$ and \mathbf{n}_j denoting the unit outward normal to domain Ω_j . Then the second order transmission condition

$$\left(\frac{\partial}{\partial \mathbf{n}_1} + \frac{\alpha\beta - \tilde{\omega}^2}{\alpha + \beta} - \frac{1}{\alpha + \beta} \frac{\partial^2}{\partial \tau_1^2}\right) (u_1) = \left(-\frac{\partial}{\partial \mathbf{n}_2} + \frac{\alpha\beta - \tilde{\omega}^2}{\alpha + \beta} - \frac{1}{\alpha + \beta} \frac{\partial^2}{\partial \tau_2^2}\right) (u_2) \quad (2.77)$$

is satisfied as well.

Proof Expanding the transmission condition (2.76) yields

$$\left(\frac{\partial^2}{\partial \mathbf{n}_1^2} + (\alpha + \beta) \frac{\partial}{\partial \mathbf{n}_1} + \alpha\beta\right) (u_1) = \left(\frac{\partial^2}{\partial \mathbf{n}_2^2} - (\alpha + \beta) \frac{\partial}{\partial \mathbf{n}_2} + \alpha\beta\right) (u_2).$$

Now using the equation $\mathcal{L}(u_1) = f$, we can substitute $-\left(\frac{\partial^2}{\partial \tau_1^2} + \tilde{\omega}^2\right)(u_1) - f$ for $\frac{\partial^2}{\partial \mathbf{n}_1^2}(u_1)$ and similarly we can substitute $-\left(\frac{\partial^2}{\partial \tau_2^2} + \tilde{\omega}^2\right)(u_2) - f$ for $\frac{\partial^2}{\partial \mathbf{n}_2^2}(u_2)$. Hence, we get

$$\left(-\frac{\partial^2}{\partial \tau_1^2} - \tilde{\omega}^2 + (\alpha + \beta) \frac{\partial}{\partial \mathbf{n}_1} + \alpha\beta\right) (u_1) - f = \left(-\frac{\partial^2}{\partial \tau_2^2} - \tilde{\omega}^2 - (\alpha + \beta) \frac{\partial}{\partial \mathbf{n}_2} + \alpha\beta\right) (u_2) - f.$$

Now the terms f on both sides cancel and a division by $\alpha + \beta$ yields (2.77). ■

Note that Higdon has already proposed approximations to absorbing boundary conditions in factored form in [107]. In our case, this special choice of approximating $\sigma_j(k)$ by

$$\sigma_1^{app}(k) = -\sigma_2^{app}(k) = \frac{\alpha\beta - \tilde{\omega}^2}{\alpha + \beta} + \frac{1}{\alpha + \beta} k^2 \quad (2.78)$$

leads to a particularly elegant formula for the convergence factor. Inserting $\sigma_j^{app}(k)$ into the convergence factor (2.67) and simplifying, we obtain

$$\begin{aligned} \rho(k; \alpha, \beta) &:= \left(\frac{\lambda(k) - \sigma_1}{\lambda(k) + \sigma_1}\right)^2 = \left(\frac{-(\alpha + \beta)\lambda(k) + \alpha\beta + k^2 - \tilde{\omega}^2}{(\alpha + \beta)\lambda(k) + \alpha\beta + k^2 - \tilde{\omega}^2}\right)^2 \\ &= \left(\frac{\lambda(k)^2 - (\alpha + \beta)\lambda(k) + \alpha\beta}{\lambda(k)^2 + (\alpha + \beta)\lambda(k) + \alpha\beta}\right)^2 = \left(\frac{\lambda(k) - \alpha}{\lambda(k) + \alpha}\right)^2 \left(\frac{\lambda(k) - \beta}{\lambda(k) + \beta}\right)^2 \end{aligned} \quad (2.79)$$

where $\lambda(k)$ is defined in (2.66) and the two parameters $\alpha, \beta \in \mathbb{C}$ can be used to optimize the performance. By the symmetry of $\lambda(k)$ with respect to k , it suffices to consider only positive k to optimize performance. We thus need to solve the min-max problem

$$\min_{\alpha, \beta \in \mathbb{C}} \left(\max_{k \in (k_{\min}, \tilde{\omega}_-) \cup (\tilde{\omega}_+, k_{\max})} |\rho(k; \alpha, \beta)| \right) \quad (2.80)$$

where $\tilde{\omega}_-$ and $\tilde{\omega}_+$ are again the parameters to exclude the frequency $k = \tilde{\omega}$ where the convergence factor equals 1, as in the zeroth order optimization problem. The convergence factor $\rho(k; \alpha, \beta)$ consists of two factors and λ is real for vanishing modes and imaginary for propagative modes. If we chose $\alpha \in i\mathbb{R}$ and $\beta \in \mathbb{R}$ then for λ real the first factor is of modulus one and the second one can be optimized using β . If λ is imaginary, then the second factor is of modulus one and the first one can be optimized independently using α . Hence for this choice of α and β the min-max problem decouples. We therefore consider here the simpler min-max problem

$$\min_{\alpha \in i\mathbb{R}, \beta \in \mathbb{R}} \left(\max_{k \in (k_{\min}, \tilde{\omega}_-) \cup (\tilde{\omega}_+, k_{\max})} |\rho(k; \alpha, \beta)| \right) \quad (2.81)$$

which has an elegant analytical solution. Note however that the original minimization problem (2.80) might have a solution with better convergence factor, an issue investigated in [84].

Theorem 2.5.2 (Optimized Second Order Conditions) *The solution of the min-max problem (2.81) is unique and the optimal parameters are given by*

$$\alpha^* = i \left((\tilde{\omega}^2 - k_{\min}^2)(\tilde{\omega}^2 - \tilde{\omega}_-^2) \right)^{1/4} \in i\mathbb{R} \quad (2.82)$$

and

$$\beta^* = \left((k_{\max}^2 - \tilde{\omega}^2)(\tilde{\omega}_+^2 - \tilde{\omega}^2) \right)^{1/4} \in \mathbb{R}. \quad (2.83)$$

The convergence factor (2.81) is then for the propagating modes given by

$$\max_{k \in (k_{\min}, \tilde{\omega}_-)} |\rho(k, \alpha^*, \beta^*)| = \left(\frac{(\tilde{\omega}^2 - \tilde{\omega}_-^2)^{1/4} - (\tilde{\omega}^2 - k_{\min}^2)^{1/4}}{(\tilde{\omega}^2 - \tilde{\omega}_-^2)^{1/4} + (\tilde{\omega}^2 - k_{\min}^2)^{1/4}} \right)^2 \quad (2.84)$$

and for the evanescent modes it is

$$\max_{k \in (\tilde{\omega}_+, k_{\max})} \rho(k, \alpha^*, \beta^*) = \left(\frac{(k_{\max}^2 - \tilde{\omega}^2)^{1/4} - (\tilde{\omega}_+^2 - \tilde{\omega}^2)^{1/4}}{(k_{\max}^2 - \tilde{\omega}^2)^{1/4} + (\tilde{\omega}_+^2 - \tilde{\omega}^2)^{1/4}} \right)^2. \quad (2.85)$$

Proof For $k \in (k_{\min}, \tilde{\omega}_-)$ we have $\left| \frac{i\sqrt{\tilde{\omega}^2 - k^2} - \beta}{i\sqrt{\tilde{\omega}^2 - k^2} + \beta} \right| = 1$ since $\beta \in \mathbb{R}$ and thus $|\rho(k; \alpha, \beta)| = \left| \frac{i\sqrt{\tilde{\omega}^2 - k^2} - \alpha}{i\sqrt{\tilde{\omega}^2 - k^2} + \alpha} \right|^2$ depends only on α . Similarly, for $k \in (\tilde{\omega}_+, k_{\max})$

we have $\left| \frac{\sqrt{k^2 - \tilde{\omega}^2 - \alpha}}{\sqrt{k^2 - \tilde{\omega}^2 + \alpha}} \right| = 1$ since $\alpha \in i\mathbb{R}$ and therefore $|\rho(k; \alpha, \beta)| = \left| \frac{\sqrt{k^2 - \tilde{\omega}^2 - \beta}}{\sqrt{k^2 - \tilde{\omega}^2 + \beta}} \right|^2$ depends only on β . The solution (α, β) of the minimization problem (2.81) is thus given by the solution of the two independent minimization problems

$$\min_{\alpha \in i\mathbb{R}} \left(\max_{k \in (k_{\min}, \tilde{\omega}_-)} \left| \frac{i\sqrt{\tilde{\omega}^2 - k^2 - \alpha}}{i\sqrt{\tilde{\omega}^2 - k^2 + \alpha}} \right| \right) \quad (2.86)$$

and

$$\min_{\beta \in \mathbb{R}} \left(\max_{k \in (\tilde{\omega}_+, k_{\max})} \left| \frac{\sqrt{k^2 - \tilde{\omega}^2 - \beta}}{\sqrt{k^2 - \tilde{\omega}^2 + \beta}} \right| \right). \quad (2.87)$$

We show the solution for the second problem (2.87) only, the solution for the first problem (2.86) is similar. First note that the maximum of $|\rho_\beta| := \left| \frac{\sqrt{k^2 - \tilde{\omega}^2 - \beta}}{\sqrt{k^2 - \tilde{\omega}^2 + \beta}} \right|$ is attained on the boundary of the interval $[\tilde{\omega}_+, k_{\max}]$, because the function ρ_β (but not $|\rho_\beta|$) is monotonically increasing with $k \in [\tilde{\omega}_+, k_{\max}]$. On the other hand as a function of β , $|\rho_\beta(\tilde{\omega}_+)|$ grows monotonically with β while $|\rho_\beta(k_{\max})|$ decreases monotonically with β . The optimum is therefore reached when we balance the two values on the boundary, $\rho_\beta(\tilde{\omega}_+) = -\rho_\beta(k_{\max})$ which implies that the optimal β satisfies the equation

$$\frac{\sqrt{k_{\max}^2 - \tilde{\omega}^2} - \beta}{\sqrt{k_{\max}^2 - \tilde{\omega}^2} + \beta} = -\frac{\sqrt{\tilde{\omega}_+^2 - \tilde{\omega}^2} - \beta}{\sqrt{\tilde{\omega}_+^2 - \tilde{\omega}^2} + \beta} \quad (2.88)$$

whose solution is given in (2.83). ■

The optimization problem (2.87) arises also for symmetric positive definite problems when an optimized Schwarz algorithm without overlap and Robin transmission conditions is used and the present solution can be found in [182].

Note that the optimization of the interface conditions was performed for the convergence factor of a fixed-point method and not for a particular Krylov method applied to the substructured problem. In the positive definite case one can show that minimizing the convergence factor is equivalent to minimizing the condition number of the substructured problem [110]. Numerical experiments in the next section indicate that for the Helmholtz equation our optimization also leads to parameters close to the best ones for the preconditioned Krylov method.

Numerical results

We present two sets of numerical experiments. The first set corresponds to the model problem analyzed in this paper and the results obtained illustrate the analysis and confirm the asymptotic convergence results. The second numerical experiment comes from industry and consists of analyzing the

noise levels in the interior of a VOLVO S90.

We study a two dimensional cavity on the unit square Ω with homogeneous Dirichlet conditions on top and bottom and on the left and right radiation conditions of Robin type. We thus have the Helmholtz problem

$$\begin{aligned}
 -\Delta u - \tilde{\omega}^2 u &= f & 0 < x, y < 1 \\
 u &= 0 & 0 < x < 1, y = 0, 1 \\
 \frac{\partial u}{\partial x} - i\tilde{\omega}u &= 0 & x = 0, 0 < y < 1 \\
 -\frac{\partial u}{\partial x} - i\tilde{\omega}u &= 0 & x = 1, 0 < y < 1.
 \end{aligned} \tag{2.89}$$

We decompose the unit square into two subdomains of equal size, and we use a uniform rectangular mesh for the discretization. We perform all our experiments directly on the error equations, $f = 0$ and choose the initial guess of the Schwarz iteration so that all the frequencies are present in the error.

We show two sets of experiments: The first one with $\tilde{\omega} = 9.5\pi$, thus excluding $\tilde{\omega}$ from the frequencies k relevant in this setting, $k = n\pi$, $n = 1, 2, \dots$. This allows us to test directly the iterative Schwarz method, since with optimization parameters $\tilde{\omega}_- = 9\pi$ and $\tilde{\omega}_+ = 10\pi$ we obtain a convergence factor which is uniformly less than one for all k . Table 2.2 shows the number of iterations needed for different values of the mesh parameter h for both the zeroth and second order transmission conditions. The Taylor

| h | Order Zero | | | | Order Two | | | |
|-------|------------|-----------|--------|-----------|-----------|-----------|--------|-----------|
| | Iterative | | Krylov | | Iterative | | Krylov | |
| | Taylor | Optimized | Taylor | Optimized | Taylor | Optimized | Taylor | Optimized |
| 1/50 | - | 457 | 26 | 16 | - | 22 | 28 | 9 |
| 1/100 | - | 126 | 34 | 21 | - | 26 | 33 | 10 |
| 1/200 | - | 153 | 44 | 26 | - | 36 | 40 | 13 |
| 1/400 | - | 215 | 57 | 34 | - | 50 | 50 | 15 |
| 1/800 | - | 308 | 72 | 43 | - | 71 | 61 | 19 |

Table 2.2: Number of iterations for different transmission conditions and different mesh parameter for the model problem

transmission conditions do not lead to a convergent iterative algorithm, because for all frequencies $k > \tilde{\omega}$, the convergence factor equals 1. However, with Krylov acceleration, GMRES in this case, the methods converge. Note however that the second order Taylor condition is only a little better than the zeroth order Taylor conditions. The optimized transmission conditions lead, in the case where $\tilde{\omega}$ lies between two frequencies, already

to a convergent iterative algorithm. The iterative version even beats the Krylov accelerated Taylor conditions in the second order case. No wonder that the optimized conditions lead by far to the best algorithms when they are accelerated by a Krylov method, the second order optimized Schwarz method is more than a factor three faster than any Taylor method. Note that the only difference in cost of the various transmission conditions consists of different entries in the interface matrices, without enlarging the bandwidth of the matrices. Fig. 2.9 shows the asymptotic behavior of the methods considered, on the left for zeroth order conditions and on the right for second order conditions. Note that the scale on the right

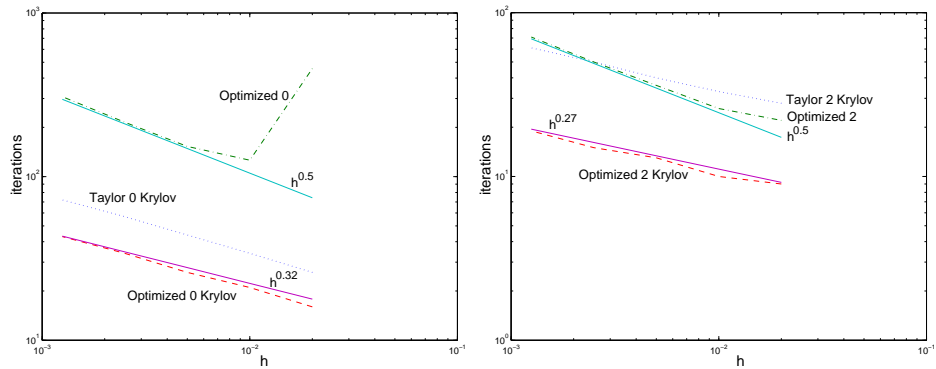


Figure 2.9: Asymptotic behavior for the zeroth order transmission conditions (left) and for the second order transmission conditions (right)

for the second order transmission conditions is different by an order of magnitude. In both cases the asymptotic analysis is confirmed for the iterative version of the optimized methods. In addition one can see that the Krylov method improves the asymptotic rate by almost an additional square root, as expected from the analysis in ideal situations. Note the outlier of the zeroth order optimized transmission condition for $h = 1/50$. It is due to the discrepancy between the spectrum of the continuous and the discrete operator: $\tilde{\omega} = 9.5\pi$ lies precisely in between two frequencies 9π and 10π at the continuous level, but for the discrete Laplacian with $h = 1/50$ this spectrum is shifted to 8.88π and 9.84π and thus the frequency 9.84π falls into the range $[9\pi, 10\pi]$ neglected by the optimization. Note however that this is of no importance when Krylov acceleration is used, so it is not worthwhile to consider this issue further.

In the second experiment we put $\tilde{\omega}$ directly onto a frequency of the model problem, $\tilde{\omega} = 10\pi$, so that the iterative methods cannot be considered any more, since for that frequency the convergence factor equals one. The Krylov accelerated versions however are not affected by this, as one can see in Table 2.3. The number of iterations does not differ from the case where $\tilde{\omega}$

| h | Order Zero | | Order Two | |
|-------|------------|-----------|-----------|-----------|
| | Taylor | Optimized | Taylor | Optimized |
| 1/50 | 24 | 15 | 27 | 9 |
| 1/100 | 35 | 21 | 35 | 11 |
| 1/200 | 44 | 26 | 41 | 13 |
| 1/400 | 56 | 33 | 52 | 16 |
| 1/800 | 73 | 43 | 65 | 20 |

Table 2.3: Number of iterations for different transmission conditions and different mesh parameter for the model problem when $\tilde{\omega}$ lies precisely on a frequency of the problem and thus Krylov acceleration is mandatory

was chosen to lie between two frequencies, which shows that with Krylov acceleration the method is robust for any values of $\tilde{\omega}$. We finally tested for the smallest resolution of the model problem how well Fourier analysis predicts the optimal parameters to use. Since we want to test both the iterative and the Krylov versions, we need to put again the frequency $\tilde{\omega}$ in between two problem frequencies, and in this case it is important to be precise. We therefore choose $\tilde{\omega}$ to be exactly between two frequencies of the discrete problem, $\tilde{\omega} = 9.3596\pi$, and optimized using $\tilde{\omega}_- = 8.8806\pi$ and $\tilde{\omega}_+ = 9.8363\pi$. Fig. 2.10 shows the number of iterations the algorithm needs to achieve a residual of $10e-6$ as a function of the optimization parameters p and q of the zeroth order transmission conditions, on the left in the iterative version and on the right for the Krylov accelerated version. The Fourier

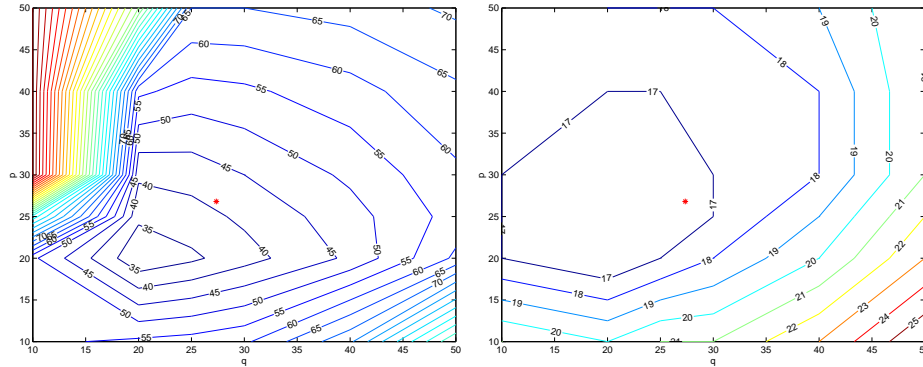


Figure 2.10: Number of iterations needed to achieve a certain precision as function of the optimization parameters p and q in the zeroth order transmission conditions, for the iterative algorithm (left) and for the Krylov accelerated algorithm (right). The star denotes the optimized parameters p^* and q^* found by our Fourier analysis

analysis shows well where the optimal parameters lie and when a Krylov method is used, the optimized Schwarz method is very robust with respect

to the choice of the optimization parameter. The same holds also for the second order transmission conditions, as Fig. 2.11 shows.

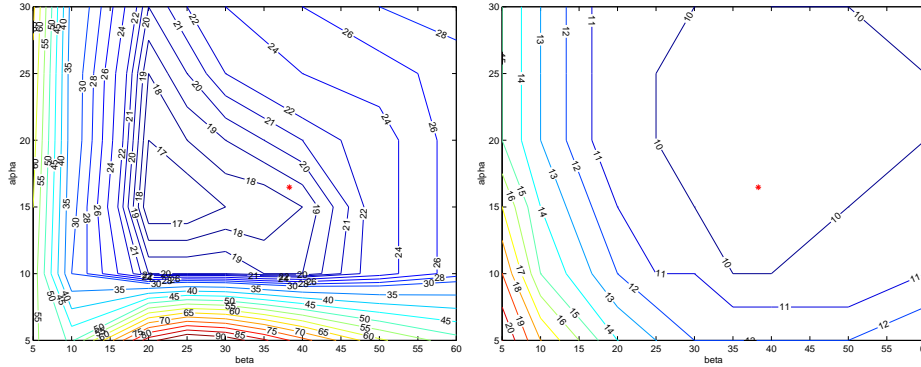


Figure 2.11: Number of iterations needed to achieve a certain precision as function of the optimization parameters α and β in the second order transmission conditions, for the iterative algorithm (left) and for the Krylov accelerated algorithm (right). The star denotes the optimized parameters α^* and β^* found by our Fourier analysis

Noise levels in a VOLVO S90

We analyze the noise level distribution in the passenger cabin of a VOLVO S90. The vibrations are stemming from the part of the car called firewall. This example is representative for a large class of industrial problems where one tries to determine the acoustic response in the interior of a cavity caused by vibrating parts. We perform a two dimensional simulation on a vertical cross section of the car. Fig. 2.12 shows the decomposition of the car into 16 subdomains. The computations were performed in parallel on a network of sun workstations with 4 processors. The problem is characterized

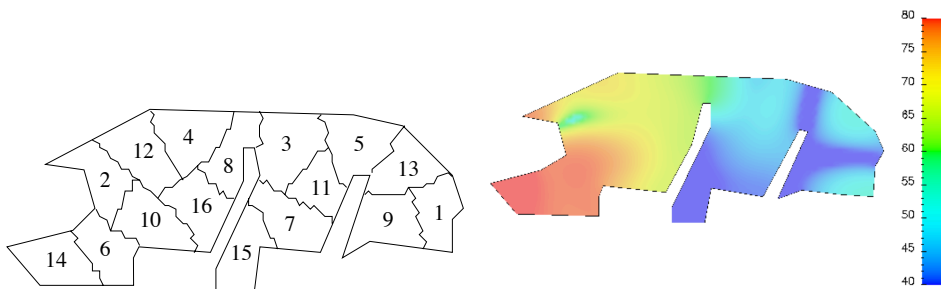


Figure 2.12: Decomposition into 16 subdomains (left) and acoustic field in the passenger compartment (right) of the VOLVO S90

by $\tilde{\omega}a = 18.46$ which corresponds to a frequency of 1000 Hz in the car of

length a . To solve the problem, the optimized Schwarz method was used as a preconditioner for the Krylov method ORTHODIR, and as convergence criterion we used

$$\|\tilde{K}u - f\|_{L_2} \leq 10^{-6} \|f\|_{L_2}. \quad (2.90)$$

When using zeroth order Taylor conditions and a decomposition into 16 subdomains, the method needed 105 iterations to converge, whereas when using second order optimized transmission conditions, the method converged in 34 iterations, confirming that also in real applications the optimized Schwarz method is about a factor 3 faster, as we found for the model problem earlier. Fig. 2.12 shows the acoustic field obtained in the passenger compartment of the VOLVO S90.

2.5.3 Optimized conditions for other equations

Over the last years, a lot of results have been obtained for different classes of equations and optimized algorithms based on carefully chosen parameters in the transmission conditions, have been derived. For steady state symmetric problems, we can cite [40, 83]. For advection-diffusion type problems, see [112, 110, 111, 126, 138, 139]. As far as the Helmholtz equations are concerned, optimized transmission conditions were developed in [25, 26, 32, 88, 86]. There are also works for problems involving discontinuous coefficients in [65, 79, 93]. Other particular aspects has been discussed, such as the influence of the geometry [82], coarse grid corrections [66], cross points [87] or circular domains [90]. In fluid dynamics, optimized transmission conditions have been studied in [54, 52, 53]. See also [182] for porous flow media. Like the Helmholtz equations, high-frequency time-harmonic Maxwell's equations are difficult to solve by classical iterative methods since they are indefinite in nature. Optimized methods have been developed both for the first order formulation of Maxwell equations in [55, 56, 51] or [69, 70] and also for the second order formulation in [25][section 4.7], [31, 4, 158, 157, 161].

All the previous methods were based on optimized polynomial approximations of the symbol of the transparent boundary conditions. An alternative is the use of the rational approximations of Padé type, see [6]. Perfectly matched layers (PML) [116] [27] are also used in domain decomposition methods [166], [6]. Note as well that approximate factorization methods for the Helmholtz operator can be designed using absorbing boundary conditions [89] or PML [159]. For applications to real life problems using a Discontinuous Galerkin method can be found in [55, 56, 71]. For finite-element based non-overlapping and non-conforming domain decomposition methods for the computation of multiscale electromagnetic radiation and scattering problems we refer to [122, 158, 157, 161]. In a recent work

the first order and second order formulations were presented in a unified framework in [50, 49].

Note that the method of deriving optimized transmission conditions is quite general and can be in principle applied to other types of equations.

2.6 FreeFem++ implementation of ORAS

As a numerical illustration, we solve the Helmholtz equation in a square Ω of size 6 wavelengths with first order absorbing boundary condition:

$$-k^2 u - \Delta u = f \text{ in } \Omega, \quad \frac{\partial u}{\partial \mathbf{n}} + iku = 0 \text{ on } \partial\Omega.$$

The right handside f is a Gaussian function. The real part of the solution is plotted on Figure 2.13. After discretization, the resulting linear

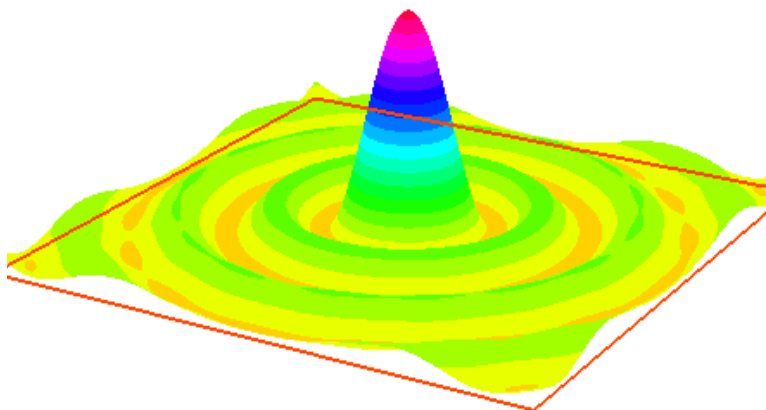


Figure 2.13: Real part of a solution of a Helmholtz equation

system (2.48) is solved by a domain decomposition method. As explained in chapter 3, it is more profitable to use a Krylov method preconditioned by the ORAS operator M_{ORAS}^{-1} (2.52) in place of the iterative fixed-point algorithm (2.21). We solve (2.48) by a preconditioned GMRES. We need to provide the FreeFem++ implementation for the ORAS preconditioner. As in the case of the Schwarz algorithm, we need to create a specific data file `dataHelmholtz.edp` and a partition of unity and the restriction and extension operators.

```

load "metis"
load "medit"
3 int nn=4,mm=4; // number of the domains in each direction
int npart= nn*mm; // total number of domains
int nloc = 40; // local no of dof per domain in one direction
bool withmetis = 0; // =1 (Metis decomp) =0 (uniform decomp)
7 int sizeovr = 2; // size of the overlap
real allong = real(nn)/real(mm); // aspect ratio of the global domain
// Mesh of a rectangular domain
mesh Th=square(nn*nloc,mm*nloc,[x*allong,y]);
11 fespace Vh(Th,P1);
fespace Ph(Th,P0);
Ph part; // piecewise constant function
int[int] lpart(Ph.ndof); // giving the decomposition
15 // Domain decomposition data structures
mesh[int] aTh(npart); // sequence of ovr. meshes
matrix[int] Rihreal(npart); // local restriction operators
matrix[int] Dihreal(npart); // partition of unity operators
19 matrix<complex>[int] Rih(npart); // local restriction operators
matrix<complex>[int] Dih(npart); // partition of unity operators
int[int] Ndeg(npart); // number of dof for each mesh
real[int] AreaThi(npart); // area of each subdomain
23 matrix<complex>[int] aA(npart); // local Dirichlet matrices
matrix<complex>[int] aR(npart); // local Robin matrices
// Definition of the problem to solve
//  $-k^2 u - \Delta(u) = f$ ,
27 //  $u = g$ , Dirichlet boundary (top and bottom)
//  $dn(u) + i k u = 0$ , Robin boundary (left and right)
int Dirichlet=1, Robin=2;
int[int] chlab=[1, Robin, 2, Robin, 3, Robin, 4, Robin];
31 Th=change(Th,refe=chlab);
macro Grad(u) [dx(u),dy(u)] // EOM
real k=12.*pi;
func f = exp(-((x-.5)^2+(y-.5)^2)*120.); //1; // right hand side
35 func g = 0; // Dirichlet data
varf vglobal(u,v) = int2d(Th)(-k^2*u*v+Grad(u)'*Grad(v))
+ int1d(Th,Robin)(1i*k*u*v) - int2d(Th)(f*v) +
↳ on(Dirichlet,u=g) ;

matrix<complex> Aglobal;
39 Vh<complex> rhsglobal,uglob; // rhs and solution of the global problem
complex alpha = 1i*k; // Despres algorithm
// Optimal alpha:
// h12: the mesh size for a rectangular domain of dimension 2x1,
43 // that is obtained with nnxmm = 2x1,4x2,8x4
real h21 = 1./(mm*nloc);
real kplus = k+pi/1; // the rectangle height is 1
real kminus = k-pi/1;
47 real Cw = min(kplus^2-k^2,k^2-kminus^2);
real alphaOptR = pow(Cw/h21,1/3.)/2;
complex alphaOpt = alphaOptR + 1i*alphaOptR;
//alpha = alphaOpt;
51 //alpha=1.0e30;
// Iterative solver
real tol=1e-4; // tolerance for the iterative method
int maxit=1000; // maximum number of iterations

```

Listing 2.1: ./FreefemCommon/dataHelmholtz.edp

Script file (note that the GMRS routine has to be adapted to complex types)

```

2  /*# debutPartition #*/
   include "../FreefemCommon/dataHelmholtz.edp"
   include "../FreefemCommon/decomp.idp"
   include "../FreefemCommon/createPartition.idp"
   SubdomainsPartitionUnity(Th,part[],sizeovr,aTh,Rihreal,Dihreal,Ndeg,AreaThi);
6  for (int i=0; i<npart; i++) {
     Rih[i] = Rihreal[i];
     Dih[i] = Dihreal[i];
   }
10 /*# endPartition #*/
   /*# debutGlobalData #*/
   Aglobal = vglobal(Vh,Vh,solver = UMFPACK); // global matrix
   rhsglobal[] = vglobal(0,Vh); // global rhs
14 uglob[] = Aglobal-1*rhsglobal[];
   Vh realuglob = real(uglob);
   plot(realuglob,dim=3,wait=1,cmm="Exact solution", value =1,fill=1);
   /*# finGlobalData #*/
18 /*# debutLocalData #*/
   for(int i = 0;i<npart;++i)
     {
       cout << " Domain :" << i << "/" << npart << endl;
22  mesh Thi = aTh[i];
       fespace Vhi(Thi,P1);
       varf RobinInt(u,v) = int2d(Thi)(-k2*u*v+Grad(u)*Grad(v))
                               + int1d(Thi,Robin)(1*k*u*v) + on(Dirichlet, 2
                               ↙ u=g)
26  + int1d(Thi,10)(alpha*u*v);
       aR[i] = RobinInt(Vhi,Vhi);
       set(aR[i],solver = UMFPACK); // direct solvers using UMFPACK
     }
30 /*# finLocalData #*/
   /*# debutGMRESsolve #*/
   include "GMRES.idp"
   Vh<complex> un = 0, sol, er; // initial guess, final solution and error
34 sol[] = GMRES(un[], tol, maxit);
   plot(sol,dim=3,wait=1,cmm="Final solution",value =1,fill=1);
   er[] = sol[]-uglob[];
   cout << "Final scaled error = " << er[].linfo/uglob[].linfo << endl;
38 /*# finGMRESsolve #*/

```

Listing 2.2: ./CIO/FreefemProgram/ORAS-GMRES.edp

The domain is decomposed into 6×6 regular subdomains. Convergence curves are displayed in Figure 2.14(left) using either Dirichlet interface conditions (240 iterations) or first order absorbing boundary conditions (100

iterations). These results are obtained by a one level method that is without a coarse space correction. We can improve them by adding a specially designed coarse space for Helmholtz equations [34]. The effect can be seen in Figure 2.14 (right). We plot the convergence curves for the one level Desprès algorithm and its acceleration using either 5 or 10 vectors per subdomain in the coarse space.

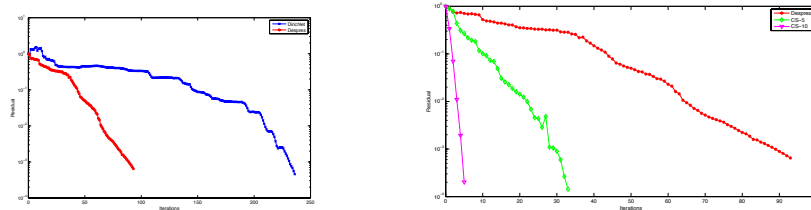


Figure 2.14: Left: Comparison between Schwarz and Desprès algorithms. Right: Comparison between one level Desprès algorithm and its acceleration with a coarse space [34]

Chapter 3

Krylov methods

In chapter 1, we introduced Schwarz methods as iterative solvers. The aim of this chapter is to explain the benefit of using domain method decomposition methods as preconditioners for Krylov type methods such as CG (conjugate gradient), GMRES or BICGSTAB. In § 3.2, we show that for any iterative solver, it is more suitable to consider it as a preconditioner for Krylov type methods. In § 3.6, we apply this principle to domain decomposition methods.

Recall first that the iterative versions of the Schwarz methods introduced in chapter 1 can be written as preconditioned fixed point iterations

$$\mathbf{U}^{n+1} = \mathbf{U}^n + M^{-1}\mathbf{r}^n, \quad \mathbf{r}^n := \mathbf{F} - A\mathbf{U}^n$$

where M^{-1} is depending on the method used (RAS or ASM). The key point in what follows is to prove that fixed point methods (3.3) are intrinsically slower than Krylov methods, for more details see [39]. Since this result is valid for any fixed point method, we will start by placing ourselves in an abstract linear algebra framework and then apply the results to the Schwarz methods.

3.1 Fixed point iterations

Consider the following well-posed but difficult to solve linear system

$$A\mathbf{x} = \mathbf{b}, \quad \mathbf{x} \in \mathbb{R}^N \tag{3.1}$$

and M an “easy to invert” matrix of the same size than A . Actually by easy to invert, we mean that the matrix-vector of M^{-1} by a residual vector $\mathbf{r} = \mathbf{b} - A\mathbf{x}$ is cheap. Then, equation (3.1) can be solved by an iterative method

$$M\mathbf{x}^{n+1} = M\mathbf{x}^n + (\mathbf{b} - A\mathbf{x}^n) \Leftrightarrow M\mathbf{x}^{n+1} = M\mathbf{x}^n + \mathbf{r}^n. \tag{3.2}$$

This suggests the following definition.

Definition 3.1.1 (Fixed point method) *The following algorithm equivalent to (3.2)*

$$\boxed{\mathbf{x}^{n+1} = \mathbf{x}^n + M^{-1}(\mathbf{b} - A\mathbf{x}^n) \Leftrightarrow \mathbf{x}^{n+1} = \mathbf{x}^n + M^{-1}\mathbf{r}^n} \quad (3.3)$$

is called a fixed point algorithm and the solution \mathbf{x} of (3.1) is a fixed point of the operator:

$$\mathbf{x} \mapsto \mathbf{x} + M^{-1}(\mathbf{b} - A\mathbf{x}).$$

The difference between matrices A and M is denoted by $P := M - A$. When convergent the iteration (3.3) will converge to the solution of the preconditioned system

$$M^{-1}A\mathbf{x} = M^{-1}\mathbf{b}.$$

The above system which has the same solution as the original system is called a preconditioned system; here M^{-1} is called the preconditioner. In other words, a splitting method is equivalent to a fixed-point iteration on a preconditioned system. We see that the fixed point iterations (3.3) can be written as

$$\begin{aligned} \mathbf{x}^{n+1} &= \mathbf{x}^n + M^{-1}(\mathbf{b} - A\mathbf{x}^n) \\ &= (I - M^{-1}(M - P))\mathbf{x}^n + M^{-1}\mathbf{b} \\ &= M^{-1}P\mathbf{x}^n + M^{-1}\mathbf{b} \\ &= M^{-1}P\mathbf{x}^n + M^{-1}A\mathbf{x} = M^{-1}P\mathbf{x}^n + M^{-1}(M - P)\mathbf{x} \\ &= \mathbf{x} + M^{-1}P(\mathbf{x}^n - \mathbf{x}). \end{aligned} \quad (3.4)$$

From (3.4) it is easy to see that the error vector $\mathbf{e}^n := \mathbf{x}^n - \mathbf{x}$ verifies

$$\mathbf{e}^{n+1} = M^{-1}P\mathbf{e}^n$$

so that

$$\mathbf{e}^{n+1} = (M^{-1}P)^{n+1}\mathbf{e}^0. \quad (3.5)$$

For this reason $M^{-1}P$ is called the *iteration matrix* associated with (3.4) and since the expression of the iteration doesn't change w.r.t. to n , we call (3.4) a *stationary iteration*.

We recall below the well-known convergence results in the case of stationary iterations.

Lemma 3.1.1 (Convergence of the fixed point iterations) *The fixed point iteration (3.4) converges for arbitrary initial error \mathbf{e}^0 (that is $\mathbf{e}^n \rightarrow 0$ as $n \rightarrow \infty$) if and only if the spectral radius of the iteration matrix is inferior to 1, that is $\rho(M^{-1}P) < 1$ where*

$$\rho(B) = \max\{|\lambda|, \lambda \text{ eigenvalue of } B\}.$$

For the detailed proof see for example [100].

In general, it is not easy to ensure that the spectral radius of the iteration matrix $M^{-1}P$ is smaller than one. Except for M -matrices (A non-singular and A^{-1} non-negative), for which any regular splitting $A = M - P$ (M non-singular, M^{-1} and P non-negative) leads to a convergent fixed point iteration. (see Chapter 4 in [164] for details).

3.2 Krylov spaces

In this section we will show that the solution of a fixed point method belongs to an affine space called Krylov space. We start by showing that the solution of a fixed point iteration can be written as a series.

Lemma 3.2.1 (Fixed point solution as a series) *Let*

$$\mathbf{z}^n := M^{-1}\mathbf{r}^n = M^{-1}(\mathbf{b} - A\mathbf{x}^n)$$

be the residual preconditioned by M at the iteration n for the fixed point iteration

$$\mathbf{x}^{n+1} = \mathbf{x}^n + \mathbf{z}^n = \mathbf{x}^n + M^{-1}(\mathbf{b} - A\mathbf{x}^n) \quad (3.6)$$

Then, the fixed point iteration is equivalent to

$$\boxed{\mathbf{x}^{n+1} = \mathbf{x}^0 + \sum_{i=0}^n (M^{-1}P)^i \mathbf{z}^0.} \quad (3.7)$$

Proof Note that we have that

$$\mathbf{x}^{n+1} = \mathbf{x}^n + M^{-1}\mathbf{r}^n = \mathbf{x}^n + \mathbf{z}^n \Rightarrow \mathbf{x}^{n+1} = \mathbf{x}^0 + \mathbf{z}^0 + \mathbf{z}^1 + \dots + \mathbf{z}^n. \quad (3.8)$$

From (3.5) we see that the residual vector $\mathbf{r}^n = \mathbf{b} - A\mathbf{x}^n = -A(\mathbf{x}^n - \mathbf{x})$ verifies

$$\begin{aligned} \mathbf{r}^n &= -A\mathbf{e}^n = (P - M)(M^{-1}P)^n \mathbf{e}^0 = (PM^{-1})^n P\mathbf{e}^0 - (PM^{-1})^{n-1} P\mathbf{e}^0 \\ &= (PM^{-1})^n (P\mathbf{e}^0 - M\mathbf{e}^0) = (PM^{-1})^n \mathbf{r}^0. \end{aligned} \quad (3.9)$$

From (3.9) we have that

$$\mathbf{z}^n = M^{-1}\mathbf{r}^n = M^{-1}(PM^{-1})^n \mathbf{r}^0 = M^{-1}(PM^{-1})^n M\mathbf{z}^0 = (M^{-1}P)^n \mathbf{z}^0. \quad (3.10)$$

From (3.8) and (3.10) we obtain

$$\mathbf{x}^{n+1} = \mathbf{x}^0 + \mathbf{z}^0 + (M^{-1}P)\mathbf{z}^0 + \dots + (M^{-1}P)^n \mathbf{z}^0 = \mathbf{x}^0 + \sum_{i=0}^n (M^{-1}P)^i \mathbf{z}^0. \quad (3.11)$$

which leads to the conclusion. Thus the error $\mathbf{x}^{n+1} - \mathbf{x}^0$ is a geometric series of common ratio $M^{-1}P$. Note that (3.11) can be also written in terms of the residual vector.

$$\begin{aligned}\mathbf{x}^{n+1} &= \mathbf{x}^0 + M^{-1}\mathbf{r}^0 + (M^{-1}P)M^{-1}\mathbf{r}^0 + \cdots + (M^{-1}P)^n M^{-1}\mathbf{r}^0 \\ &= \mathbf{x}^0 + \sum_{i=0}^{n-1} (M^{-1}P)^i M^{-1}\mathbf{r}^0.\end{aligned}\tag{3.12}$$

■

The previous result leads to the following remark.

Remark 3.2.1 *The correction $\mathbf{x}^{n+1} - \mathbf{x}^0$ is given by*

$$\mathbf{x}^{n+1} - \mathbf{x}^0 = S_n(M^{-1}P)M^{-1}\mathbf{r}^0 = S_n(M^{-1}P)\mathbf{z}^0,\tag{3.13}$$

where S_n is the polynomial given by $S_n(t) = 1 + t + \cdots + t^n$. Moreover, from (3.12) we see that

$$\begin{aligned}\mathbf{x}^{n+1} - \mathbf{x}^0 &\in \text{Span}\{M^{-1}\mathbf{r}^0, (M^{-1}P)M^{-1}\mathbf{r}^0, \dots, (M^{-1}P)^n M^{-1}\mathbf{r}^0\} \\ &= \text{Span}\{\mathbf{z}^0, (M^{-1}P)\mathbf{z}^0, \dots, (M^{-1}P)^n \mathbf{z}^0\}\end{aligned}\tag{3.14}$$

In conclusion the solution of a fixed point iteration is generated in a space spanned by powers of the iteration matrix $M^{-1}P = I - M^{-1}A$ applied to a given vector. The main computational cost is thus given by the multiplication by the matrix A and by the application of M^{-1} . At nearly the same cost, we could generate better approximations in the same space (or better polynomials of matrices).

Definition 3.2.1 (Krylov spaces) *For a given matrix B and a vector \mathbf{y} we define the Krylov subspaces of dimension n associated to B and \mathbf{y} by*

$$\mathcal{K}^n(B, \mathbf{y}) := \text{Span}\{\mathbf{y}, B\mathbf{y}, \dots, B^{n-1}\mathbf{y}\}.$$

Therefore, a Krylov space is a space of polynomials of a matrix times a vector.

According to the previous definition, we see from (3.14) that

$$\mathbf{x}^n - \mathbf{x}^0 \in \mathcal{K}^n(M^{-1}P, M^{-1}\mathbf{r}^0) = \mathcal{K}^n(M^{-1}P, \mathbf{z}^0).$$

By the same kind of reasoning, we also have that

$$\begin{aligned}\mathbf{e}^n &= (M^{-1}P)^n \mathbf{e}^0 \Rightarrow \mathbf{e}^n \in \mathcal{K}^{n+1}(M^{-1}P, \mathbf{e}^0), \\ \mathbf{z}^n &= (M^{-1}P)^n \mathbf{z}^0 \Rightarrow \mathbf{z}^n \in \mathcal{K}^{n+1}(M^{-1}P, \mathbf{z}^0).\end{aligned}$$

But since $M^{-1}P = I - M^{-1}A$ we see that

$$\mathcal{K}^n(M^{-1}P, \mathbf{z}^0) = \mathcal{K}^n(M^{-1}A, \mathbf{z}^0).$$

A reasonable way to compute iteratively a solution would be to look for an optimal element in the above mentioned space. This element will be necessarily better and will approach faster the solution than a fixed point method. Krylov type methods differ by the way an “optimality” condition is imposed in order to uniquely define \mathbf{x}^n and by the actual algorithm that implements it.

Remark 3.2.2 *Note also that the difference between two successive iterates is given by*

$$\begin{aligned} \mathbf{x}^{n+1} - \mathbf{x}^n &= (M^{-1}P)\mathbf{z}^n = (M^{-1}P)^n M^{-1}\mathbf{r}^0 \\ &= (I - M^{-1}A)^n M^{-1}\mathbf{r}^0 \in \mathcal{K}^{n+1}(M^{-1}A, M^{-1}\mathbf{r}^0) \end{aligned}$$

This sequence can be further improved by searching for a better solution in this Krylov space.

Example 3.2.1 *From the family of fixed point methods we can mention the Richardson iterations with a relaxation parameter.*

$$\mathbf{x}^{n+1} = \mathbf{x}^n + \alpha \mathbf{r}^n = \mathbf{x}^n + \alpha(\mathbf{b} - A\mathbf{x}^n). \quad (3.15)$$

The parameter α can be chosen in such a way to have the best convergence factor over the iterations. In the case of a symmetric positive definite matrix, the value of α which minimizes the convergence rate of the algorithm is

$$\alpha_{opt} = \frac{2}{\lambda_{\min}(A) + \lambda_{\max}(A)}$$

and in this case the error behaves as

$$\|\mathbf{e}^n\|_A \leq \left(\frac{\kappa_2(A) - 1}{\kappa_2(A) + 1} \right)^n \|\mathbf{e}^0\|_A$$

where

$$\kappa_2(A) = \frac{\lambda_{\max}(A)}{\lambda_{\min}(A)}$$

is the condition number of A , $\lambda_{\max}(A)$ and $\lambda_{\min}(A)$ being the extreme eigenvalues of A . In practice, it is very difficult to estimate accurately λ_{\min} or λ_{\max} and thus α_{opt} . This motivates the introduction of the gradient method in the next paragraph.

3.2.1 Gradient methods

This suggests the definition of a new class of methods for symmetric positive matrices.

Definition 3.2.2 (Gradient methods) *A descent method is an iteration of the form*

$$\mathbf{x}^{n+1} = \mathbf{x}^n + \alpha_n \mathbf{p}^n, \alpha_n \geq 0 \quad (3.16)$$

where α_n is chosen such that it minimizes $\|\mathbf{e}^{n+1}\|_A^2 = \|\mathbf{x}^{n+1} - \mathbf{x}\|_A^2$ (the square of the A -norm for the error norm at each iteration, $\|\mathbf{e}^{n+1}\|_A^2 := (A\mathbf{e}^{n+1}, \mathbf{e}^{n+1})_2$) and vector \mathbf{p}^n is called the descent direction. If $\mathbf{p}^n = \mathbf{r}^n$, the resulting method is called optimal gradient method.

Consider function f :

$$\alpha \mapsto f(\alpha) := \|\mathbf{x}^n + \alpha \mathbf{p}^n - \mathbf{x}\|_A^2$$

and the minimization problem

$$\begin{aligned} f(\alpha_n) &:= \underbrace{\|\mathbf{x}^n + \alpha_n \mathbf{p}^n - \mathbf{x}\|_A^2}_{\mathbf{x}^{n+1}} \\ &= \min_{\alpha} \|\mathbf{x}^n + \alpha \mathbf{p}^n - \mathbf{x}\|_A^2 = \min_{\alpha} (A(\mathbf{x}^n + \alpha \mathbf{p}^n - \mathbf{x}), \mathbf{x}^n + \alpha \mathbf{p}^n - \mathbf{x}) \\ &= \min_{\alpha} [\alpha^2 (A\mathbf{p}^n, \mathbf{p}^n) + 2\alpha (A\mathbf{p}^n, \mathbf{x}^n - \mathbf{x}) + (A(\mathbf{x}^n - \mathbf{x}), \mathbf{x}^n - \mathbf{x})] \\ &= \min_{\alpha} [\alpha^2 (A\mathbf{p}^n, \mathbf{p}^n) - 2\alpha \underbrace{(A(\mathbf{p}^n, A(\mathbf{x} - \mathbf{x}^n)))}_{\mathbf{r}^n}] + (A(\mathbf{x}^n - \mathbf{x}), \mathbf{x}^n - \mathbf{x}). \end{aligned}$$

We have that the optimal parameter α_n is characterized by:

$$\frac{\partial f}{\partial \alpha}(\alpha_n) = 0 \Rightarrow \alpha_n = \frac{(\mathbf{p}^n, \mathbf{r}^n)}{(A\mathbf{p}^n, \mathbf{p}^n)}. \quad (3.17)$$

Note that in the case of the gradient method ($\mathbf{p}^n = \mathbf{r}^n$) α_n becomes

$$\alpha_n = \frac{\|\mathbf{r}^n\|_2^2}{\|\mathbf{r}^n\|_A^2} = \frac{(\mathbf{e}^n, \mathbf{r}^n)_A}{\|\mathbf{r}^n\|_A^2}. \quad (3.18)$$

We have the following convergence result.

Lemma 3.2.2 (Optimal gradient convergence) *The optimal step gradient method $\mathbf{x}^{n+1} = \mathbf{x}^n + \alpha_n \mathbf{r}^n$, with α_n chosen in (3.18) converges and the error estimate is verifying the estimate*

$$\|\mathbf{e}^n\|_A \leq \left(1 - \frac{1}{\kappa_2(A)}\right)^{\frac{n}{2}} \|\mathbf{e}^0\|_A$$

where $\kappa_2(A) = \frac{\lambda_{\max}(A)}{\lambda_{\min}(A)}$ is the condition number of A .

Proof From (3.16) we see that

$$\begin{aligned}\|\mathbf{e}^{n+1}\|_A^2 &= \|\mathbf{e}^n + \alpha_n \mathbf{r}^n\|_A^2 = \|\mathbf{e}^n\|_A^2 + 2\alpha_n \underbrace{(\mathbf{e}^n, \mathbf{r}^n)_A}_{-\alpha_n \|\mathbf{r}^n\|_A^2} + \alpha_n^2 \|\mathbf{r}^n\|_A^2 \\ &= \|\mathbf{e}^n\|_A^2 - \alpha_n^2 \|\mathbf{r}^n\|_A^2 = \|\mathbf{e}^n\|_A^2 - \alpha_n^2 (A\mathbf{r}^n, \mathbf{r}^n) = \|\mathbf{e}^n\|_A^2 - \frac{(\mathbf{r}^n, \mathbf{r}^n)^2}{(A\mathbf{r}^n, \mathbf{r}^n)} \\ &= \|\mathbf{e}^n\|_A^2 \left(1 - \frac{(\mathbf{r}^n, \mathbf{r}^n)}{(A^{-1}\mathbf{r}^n, \mathbf{r}^n)} \cdot \frac{(\mathbf{r}^n, \mathbf{r}^n)}{(A\mathbf{r}^n, \mathbf{r}^n)} \right),\end{aligned}$$

where we have used the identity:

$$\|\mathbf{e}^n\|_A^2 = (\mathbf{e}^n, A\mathbf{e}^n) = (A^{-1}\mathbf{r}^n, \mathbf{r}^n).$$

Matrix A being symmetric positive definite we have

$$\lambda_{\min}(A) \leq \frac{(\mathbf{r}^n, \mathbf{r}^n)}{(A^{-1}\mathbf{r}^n, \mathbf{r}^n)} \leq \lambda_{\max}(A) \quad \text{and} \quad \frac{1}{\lambda_{\max}(A)} \leq \frac{(\mathbf{r}^n, \mathbf{r}^n)}{(A\mathbf{r}^n, \mathbf{r}^n)} \leq \frac{1}{\lambda_{\min}(A)}$$

which leads to the estimate

$$\|\mathbf{e}^{n+1}\|_A^2 \leq \left(1 - \frac{\lambda_{\min}(A)}{\lambda_{\max}(A)} \right) \|\mathbf{e}^n\|_A^2 \Rightarrow \|\mathbf{e}^n\|_A \leq \left(1 - \frac{1}{\kappa_2(A)} \right)^{\frac{n}{2}} \|\mathbf{e}^0\|_A$$

and this ends the proof. ■

3.3 The Conjugate Gradient method

We present here a Krylov method that applies to symmetric positive definite (SPD) matrices. Suppose that we want to solve $A\mathbf{x} = \mathbf{b}$ with A a SPD matrix. The idea is that the solution at each iteration solves a minimization problem in the A -norm over a Krylov space:

Find $\mathbf{y}^n \in \mathcal{K}^n(A, \mathbf{r}^0)$ such that

$$\|\mathbf{e}^n\|_A = \|\underbrace{\mathbf{x} - (\mathbf{x}_0 + \mathbf{y}^n)}_{\mathbf{x}^n}\|_A = \min_{\mathbf{w} \in \mathcal{K}^n(A, \mathbf{r}^0)} \|\mathbf{x} - (\mathbf{x}_0 + \mathbf{w})\|_A. \quad (3.19)$$

In the following we will define a new method that extends the idea of gradient methods and will prove afterwards that is exactly the Krylov method whose iterates are given by (3.19).

Definition 3.3.1 (Conjugate Gradient) *Starting from an initial guess \mathbf{x}^0 and an initial descent direction $\mathbf{p}^0 = \mathbf{r}^0 = \mathbf{b} - A\mathbf{x}^0$, a conjugate gradient method is an iteration of the form*

$$\begin{aligned}\mathbf{x}^{n+1} &= \mathbf{x}^n + \alpha_n \mathbf{p}^n, \\ \mathbf{r}^{n+1} &= \mathbf{r}^n - \alpha_n A\mathbf{p}^n, \\ \mathbf{p}^{n+1} &= \mathbf{r}^{n+1} + \beta_{n+1} \mathbf{p}^n,\end{aligned} \quad (3.20)$$

where α_n and β_n are chosen such that they minimize the norm of the error $\|\mathbf{e}^{n+1}\|_A^2 = \|\mathbf{x}^{n+1} - \mathbf{x}\|_A^2$ at each iteration.

Coefficients α_n and β_{n+1} are easy to find. First, from (3.18) we see that the coefficient α_n which minimizes $\|\mathbf{e}^{n+1}\|_A^2$ is necessarily given by

$$\alpha_n = \frac{(\mathbf{p}^n, \mathbf{r}^n)}{(A\mathbf{p}^n, \mathbf{p}^n)}. \quad (3.21)$$

By taking the dot product of the second relation of (3.20) by \mathbf{p}^n and by using (3.21) into it, we see that

$$(\mathbf{r}^{n+1}, \mathbf{p}^n) = (\mathbf{r}^n, \mathbf{p}^n) - \alpha_n(A\mathbf{p}^n, \mathbf{p}^n) = 0.$$

By taking the dot product of the third relation of (3.20) by \mathbf{r}^{n+1} and by using the previous orthogonality relation we obtain

$$(\mathbf{p}^{n+1}, \mathbf{r}^{n+1}) = (\mathbf{r}^{n+1}, \mathbf{r}^{n+1}) + \beta_{n+1}(\mathbf{r}^{n+1}, \mathbf{p}^n) = (\mathbf{r}^{n+1}, \mathbf{r}^{n+1}), \quad \forall n \geq 0.$$

By replacing the last relation taken in n into (3.21) we get

$$\alpha_n = \frac{(\mathbf{r}^n, \mathbf{r}^n)}{(A\mathbf{p}^n, \mathbf{p}^n)} = \frac{\|\mathbf{r}^n\|_2^2}{\|\mathbf{p}^n\|_A^2}. \quad (3.22)$$

In a similar way we can find β_{n+1} . If we replace the (3.22) taken in $n+1$ into $\|\mathbf{e}^{n+2}\|_A^2$ and use the third relation of (3.20) to replace \mathbf{p}^{n+1} we get

$$\begin{aligned} \|\mathbf{e}^{n+2}\|_A^2 &= \|\mathbf{x}^{n+2} - \mathbf{x}\|_A^2 = \|\mathbf{x}^{n+1} - \mathbf{x} + \alpha_{n+1}\mathbf{p}^{n+1}\|_A^2 \\ &= \|\mathbf{e}^{n+1}\|_A^2 + 2\underbrace{(A\mathbf{e}^{n+1}, \alpha_{n+1}\mathbf{p}^{n+1})}_{-\mathbf{r}^{n+1}} + \alpha_{n+1}^2\|\mathbf{p}^{n+1}\|_A^2 \\ &= \|\mathbf{e}^{n+1}\|_A^2 - 2\alpha_{n+1}(\mathbf{r}^{n+1}, \mathbf{r}^{n+1}) + \alpha_{n+1}^2\|\mathbf{p}^{n+1}\|_A^2 \\ &= \|\mathbf{e}^{n+1}\|_A^2 - \frac{(\mathbf{r}^{n+1}, \mathbf{r}^{n+1})^4}{(A\mathbf{p}^{n+1}, \mathbf{p}^{n+1})} \\ &= \|\mathbf{e}^{n+1}\|_A^2 - \frac{(\mathbf{r}^{n+1}, \mathbf{r}^{n+1})^4}{(A(\mathbf{r}^{n+1} + \beta_{n+1}\mathbf{p}^n), (\mathbf{r}^{n+1} + \beta_{n+1}\mathbf{p}^n))}. \end{aligned}$$

Therefore, minimizing $\|\mathbf{e}^{n+2}\|_A^2$ with respect to β_{n+1} is equivalent to minimizing the quadratic form $(A(\mathbf{r}^{n+1} + \beta_{n+1}\mathbf{p}^n), (\mathbf{r}^{n+1} + \beta_{n+1}\mathbf{p}^n))$ with respect to β_{n+1} , which gives

$$\beta_{n+1} = -\frac{(A\mathbf{r}^{n+1}, \mathbf{p}^n)}{(A\mathbf{p}^n, \mathbf{p}^n)}. \quad (3.23)$$

By taking the A -dot product of the third relation of (3.20) by \mathbf{p}^n and by using (3.23) into it see that

$$(A\mathbf{p}^{n+1}, \mathbf{p}^n) = (A\mathbf{r}^{n+1}, \mathbf{p}^n) + \beta_{n+1}(A\mathbf{p}^n, \mathbf{p}^n) = 0.$$

Using this identity and taking the A -dot product of the third relation of (3.20) by \mathbf{p}^{n+1} we get

$$\begin{aligned} (A\mathbf{p}^{n+1}, \mathbf{p}^{n+1}) &= (A\mathbf{r}^{n+1}, \mathbf{p}^{n+1}) + \beta_n (A\mathbf{p}^{n+1}, \mathbf{p}^n) \\ &= (A\mathbf{r}^{n+1}, \mathbf{p}^{n+1}) = (A\mathbf{p}^{n+1}, \mathbf{r}^{n+1}) \end{aligned} \quad (3.24)$$

By using (3.24) into the dot product of the second relation of (3.20) by \mathbf{r}^n

$$(\mathbf{r}^{n+1}, \mathbf{r}^n) = (\mathbf{r}^n, \mathbf{r}^n) - \alpha_n (A\mathbf{p}^n, \mathbf{r}^n) = (\mathbf{r}^n, \mathbf{r}^n) - \alpha_n (A\mathbf{p}^n, \mathbf{p}^n) = 0. \quad (3.25)$$

Finally by taking the dot product of the second relation of (3.20) by \mathbf{r}^{n+1} and by using (3.25)

$$(\mathbf{r}^{n+1}, A\mathbf{p}^n) = -\frac{\|\mathbf{r}^{n+1}\|_2^2}{\alpha_n}. \quad (3.26)$$

By plugging (3.26) into (3.23) we conclude by using the expression of (3.22) that

$$\boxed{\beta_{n+1} = \frac{\|\mathbf{r}^{n+1}\|_2^2}{\|\mathbf{r}^n\|_2^2}}. \quad (3.27)$$

The resulting algorithm is given in Algorithm 4, see [9].

Algorithm 4 CG algorithm

Compute $\mathbf{r}_0 := b - A\mathbf{x}_0$, $\mathbf{p}_0 = \mathbf{r}_0$
for $i = 0, 1, \dots$ **do**
 $\rho_i = (\mathbf{r}_i, \mathbf{r}_i)_2$
 $\mathbf{q}_i = A\mathbf{p}_i$
 $\alpha_i = \frac{\rho_i}{(\mathbf{p}_i, \mathbf{q}_i)_2}$
 $\mathbf{x}_{i+1} = \mathbf{x}_i + \alpha_i \mathbf{p}_i$
 $\mathbf{r}_{i+1} = \mathbf{r}_i - \alpha_i \mathbf{q}_i$
 $\rho_{i+1} = (\mathbf{r}_{i+1}, \mathbf{r}_{i+1})_2$
 $\beta_{i+1} = \frac{\rho_{i+1}}{\rho_i}$
 $\mathbf{p}_{i+1} = \mathbf{r}_{i+1} + \beta_{i+1} \mathbf{p}_i$
 check convergence; continue if necessary
end for

We can see that the conjugate gradient algorithm has a few remarkable properties that can be stated in the following lemma.

Lemma 3.3.1 (Conjugate Gradient as a Krylov method) *The descent directions \mathbf{p}^n are A -orthogonal or conjugate*

$$(A\mathbf{p}^k, \mathbf{p}^l) = 0, \quad \forall k, l, k \neq l$$

and the residual vectors are orthogonal between them and to the descent directions

$$(\mathbf{r}^k, \mathbf{r}^l) = 0, \quad \forall k, l, k \neq l \quad \text{and} \quad (\mathbf{p}^k, \mathbf{r}^l) = 0, \quad \forall k, l, k < l$$

Moreover, both the descent directions and the residuals span the Krylov space:

$$\mathcal{K}^{n+1}(A, \mathbf{r}^0) = \text{Span}\{\mathbf{r}^0, \mathbf{r}^1, \dots, \mathbf{r}^n\} = \text{Span}\{\mathbf{p}^0, \mathbf{p}^1, \dots, \mathbf{p}^n\} \quad (3.28)$$

and vector \mathbf{x}^n from (3.20) minimizes the error norm $\|\mathbf{e}^n\|_A^2$ on the affine space $\mathbf{x}^0 + \mathcal{K}^n(A, \mathbf{r}^0)$. The algorithm will converge in at most N iterations, N being the size of matrix A .

Proof The proof is a direct consequence of the algebraic manipulations performed previously to find the coefficients α_n and β_{n+1} . The property (3.28) can be obtained by recurrence on the relations (3.20) and in the same way the fact that $\mathbf{x}^n \in \mathbf{x}^0 + \mathcal{K}^n(A, \mathbf{r}^0)$. Moreover, the matrix A being symmetric positive definite, there exists an A -orthogonal basis of size N , which explains why we cannot have more than N conjugate descent vectors. This leads to a convergence in at most N iterations. ■

Lemma 3.3.2 (Convergence of the Conjugate Gradient method)

The conjugate gradient method defined in (3.20) converges to the solution of the linear system $A\mathbf{x} = \mathbf{b}$ and we have the error estimate:

$$\|\mathbf{e}^n\|_A \leq 2 \left(\frac{\sqrt{\kappa_2(A)} - 1}{\sqrt{\kappa_2(A)} + 1} \right)^n \|\mathbf{e}^0\|_A \quad (3.29)$$

where $\kappa_2(A)$ is the condition number of the matrix A .

Proof As we have seen previously, the conjugate gradient method is a Krylov method. Since

$$\mathbf{e}^n \in \mathcal{K}^n(A, \mathbf{r}^0) = \mathcal{K}^{n+1}(A, \mathbf{e}^0)$$

this means that building a sequence of iterates \mathbf{x}^n is equivalent to build a sequence of polynomials $P_n \in \mathcal{P}_n$ with real coefficients such that

- $\mathbf{e}^n = P_n(A)\mathbf{e}^0$.
- $P_n(0) = 1$.
- P_n minimizes $J(Q) = \|Q(A)\mathbf{e}^0\|_A^2$ over all the polynomials $Q \in \mathcal{P}_n$ such that $Q(0) = 1$.

Matrix A can be diagonalized using orthonormal eigenvectors $A = T\Lambda T^t$. For any given polynomial Q ,

$$Q(A) = TQ(\Lambda)T^t.$$

Therefore we have for any monic (coefficient of the leading term is equal to one) polynomial Q of degree n

$$\|\mathbf{e}^n\|_A = \|P_n(A)\mathbf{e}^0\|_A \leq \|Q(A)\mathbf{e}^0\|_A = \|TQ(\Lambda)T^t\mathbf{e}^0\|_A \leq \max_{\lambda \in \sigma(A)} |Q(\lambda)| \|\mathbf{e}^0\|_A$$

and the estimate yields

$$\|\mathbf{e}^n\|_A \leq \min_{Q \in \mathcal{P}_n, Q(0)=1} \max_{\lambda \in [\lambda_1, \lambda_2]} |Q(\lambda)| \|\mathbf{e}^0\|_A, \quad (3.30)$$

where $\lambda_1 = \lambda_{\min}(A)$ and $\lambda_2 = \lambda_{\max}(A)$. We know from [23] that

$$\max_{x \in [\lambda_1, \lambda_2]} Q^*(x) = \min_{Q \in \mathcal{P}_n, Q(0)=1} \max_{x \in [\lambda_1, \lambda_2]} |Q(x)|,$$

where

$$Q^*(x) = \frac{T_n\left(\frac{2x-\lambda_1-\lambda_2}{\lambda_2-\lambda_1}\right)}{T_n\left(\frac{-\lambda_1-\lambda_2}{\lambda_2-\lambda_1}\right)},$$

with T_n being the Chebyshev polynomial of the first kind

$$T_n(x) = \begin{cases} \frac{(x + \sqrt{x^2 - 1})^n + (x - \sqrt{x^2 - 1})^n}{2} & , \quad |x| > 1, \\ \cos(n \arccos(x)) & , \quad |x| \leq 1. \end{cases}$$

We see that

$$\begin{aligned} \max_{x \in [\lambda_1, \lambda_2]} |Q^*(x)| &= \frac{1}{\left|T_n\left(\frac{-\lambda_1-\lambda_2}{\lambda_2-\lambda_1}\right)\right|} = \frac{1}{T_n\left(\frac{\kappa_2(A)+1}{\kappa_2(A)-1}\right)} \\ &= \frac{2}{\left(\frac{\sqrt{\kappa_2(A)-1}}{\sqrt{\kappa_2(A)+1}}\right)^{-n} + \left(\frac{\sqrt{\kappa_2(A)-1}}{\sqrt{\kappa_2(A)+1}}\right)^n} \leq 2 \left(\frac{\sqrt{\kappa_2(A)-1}}{\sqrt{\kappa_2(A)+1}}\right)^n \end{aligned} \quad (3.31)$$

From (3.31) and (3.30) the conclusion follows. \blacksquare

Remark 3.3.1 *We estimate the iteration counts to reach a reduction factor of the error by a factor $\epsilon \ll 1$ for a poorly conditioned system, $\kappa_2(A) \gg 1$. From Lemma 3.2.2, the optimal gradient method will converge in n_{OG} iterations with :*

$$\epsilon = \left(1 - \frac{1}{\kappa_2(A)}\right)^{\frac{n_{OG}}{2}}.$$

Thus, we have

$$\log \epsilon = \frac{n_{OG}}{2} \log \left(1 - \frac{1}{\kappa_2(A)}\right),$$

that is

$$n_{OG} \simeq 2\kappa_2(A)(-\log \epsilon).$$

From Lemma 3.3.2, the conjugate gradient method will converge in n_{CG} iterations with:

$$n_{CG} \simeq \frac{\sqrt{\kappa_2(A)}}{2}(-\log \epsilon).$$

These estimates are clearly in favor of the CG algorithm over the optimal gradient method.

3.3.1 The Preconditioned Conjugate Gradient Method

In order to have a faster convergence, a SPD preconditioner denoted here M is often used. In order to preserve the SPD properties, we use the fact that M^{-1} admits a SPD square root denoted $M^{-1/2}$ such that

$$M^{-1/2} \cdot M^{-1/2} = M^{-1}.$$

The CG method is applied to the symmetrized preconditioned system

$$(M^{-1/2} A M^{-1/2})M^{1/2}\mathbf{x} = M^{-1/2}\mathbf{b}.$$

instead of simply $M^{-1}A$ since the latter is generally non-symmetric, but its spectrum is the same as of matrix $M^{-1/2} A M^{-1/2}$. A naive and costly implementation would require the quite expensive computation of the square root of the inverse of operator M . Once again, a detailed analysis reveals that it can be bypassed.

Lemma 3.3.3 (Preconditioned Conjugate Gradient) *The conjugate gradient method applied to the system*

$$\tilde{A}\tilde{\mathbf{x}} = \tilde{\mathbf{b}}, \tag{3.32}$$

with

$$\tilde{A} = M^{-1/2} A M^{-1/2}, \tilde{\mathbf{x}} = M^{1/2}\mathbf{x}, \tilde{\mathbf{b}} = M^{-1/2}\mathbf{b}$$

can be rewritten as the following iterative method: starting from and initial guess \mathbf{x}^0 and of an initial descent direction

$$\mathbf{p}^0 = M^{-1}\mathbf{r}^0 = M^{-1}(\mathbf{b} - A\mathbf{x}^0),$$

compute the sequence of approximations as

$$\begin{aligned} \mathbf{x}^{n+1} &= \mathbf{x}^n + \alpha_n \mathbf{p}^n, \\ \mathbf{r}^{n+1} &= \mathbf{r}^n - \alpha_n A \mathbf{p}^n, \\ \mathbf{p}^{n+1} &= M^{-1} \mathbf{r}^{n+1} + \beta_{n+1} \mathbf{p}^n, \end{aligned} \tag{3.33}$$

where α_n and β_{n+1} are given by

$$\boxed{\alpha_n = \frac{(M^{-1}\mathbf{r}^n, \mathbf{r}^n)}{\|\mathbf{p}^n\|_A^2}, \beta_{n+1} = \frac{(M^{-1}\mathbf{r}^{n+1}, \mathbf{r}^{n+1})}{(M^{-1}\mathbf{r}^n, \mathbf{r}^n)}}. \quad (3.34)$$

Proof Suppose we apply now the conjugate gradient method (3.20) to the system (3.32). This gives

$$\begin{aligned} \tilde{\mathbf{x}}^{n+1} &= \tilde{\mathbf{x}}^n + \alpha_n \tilde{\mathbf{p}}^n, \\ \tilde{\mathbf{r}}^{n+1} &= \tilde{\mathbf{r}}^n - \alpha_n \tilde{A} \tilde{\mathbf{p}}^n, \\ \tilde{\mathbf{p}}^{n+1} &= \tilde{\mathbf{r}}^{n+1} + \beta_{n+1} \tilde{\mathbf{p}}^n, \end{aligned} \quad (3.35)$$

with

$$\tilde{\mathbf{x}}^n = M^{1/2} \mathbf{x}^n, \tilde{\mathbf{p}}^n = M^{1/2} \mathbf{p}^n, \tilde{\mathbf{r}}^n = M^{-1/2} \mathbf{r}^n, \tilde{A} = M^{-1/2} A M^{-1/2}. \quad (3.36)$$

and the coefficients

$$\begin{aligned} \alpha_n &= \frac{(\tilde{\mathbf{r}}^n, \tilde{\mathbf{r}}^n)}{\|\tilde{\mathbf{p}}^n\|_{\tilde{A}}^2} = \frac{(M^{-1/2} \mathbf{r}^n, M^{-1/2} \mathbf{r}^n)}{((M^{-1/2} A M^{-1/2}) M^{1/2} \mathbf{p}^n, M^{1/2} \mathbf{p}^n)} = \frac{(M^{-1} \mathbf{r}^n, \mathbf{r}^n)}{\|\mathbf{p}^n\|_A^2}, \\ \beta_n &= \frac{(\tilde{\mathbf{r}}^{n+1}, \tilde{\mathbf{r}}^{n+1})}{(\tilde{\mathbf{r}}^n, \tilde{\mathbf{r}}^n)} = \frac{(M^{-1/2} \mathbf{r}^{n+1}, M^{-1/2} \mathbf{r}^{n+1})}{(M^{-1/2} \mathbf{r}^n, M^{-1/2} \mathbf{r}^n)} = \frac{(M^{-1} \mathbf{r}^{n+1}, \mathbf{r}^{n+1})}{(M^{-1} \mathbf{r}^n, \mathbf{r}^n)} \end{aligned} \quad (3.37)$$

which are exactly the coefficients from (3.34).

By replacing now (3.36) into the three relations of (3.35), we obtain the iterations (3.33). The initial descent direction \mathbf{p}^0 is derived from

$$\tilde{\mathbf{p}}^0 = \tilde{\mathbf{r}}^0 \Leftrightarrow M^{1/2} \mathbf{p}^0 = M^{-1/2} \mathbf{r}^0 \Leftrightarrow \mathbf{p}^0 = M^{-1} \mathbf{r}^0.$$

which ends the proof. ■

We have just proved the the preconditioned conjugate gradient requires only the application of the preconditioner M^{-1} and the computation of $M^{-1/2}$ is thus not required. Moreover, since the spectrum of $M^{-1/2} A M^{-1/2}$ and $M^{-1} A$ is the same, in the convergence estimate (3.29) we simply have to replace $\kappa_2(A)$ by $\kappa_2(M^{-1} A)$.

The resulting iterative procedure is given in Algorithm 5.

Remark 3.3.2 *There is another way of deriving the preconditioned form of the Conjugate Gradient Method by noting that even if $M^{-1} A$ is not symmetric, it is self-adjoint for the M -inner product (recall that M is symmetric positive definite), that is*

$$(M^{-1} A x, y)_M = (A x, y) = (x, A y) = (x, M(M^{-1} A) y) = (x, M^{-1} A y)_M,$$

Algorithm 5 PCG algorithm

Compute $\mathbf{r}_0 := b - A\mathbf{x}_0$, $\mathbf{z}_0 = M^{-1}\mathbf{r}_0$, $\mathbf{p}_0 = \mathbf{z}_0$.
for $i = 0, 1, \dots$ **do**
 $\rho_i = (\mathbf{r}_i, \mathbf{z}_i)_2$
 $\mathbf{q}_i = A\mathbf{p}_i$
 $\alpha_i = \frac{\rho_i}{(\mathbf{p}_i, \mathbf{q}_i)_2}$
 $\mathbf{x}_{i+1} = \mathbf{x}_i + \alpha_i\mathbf{p}_i$
 $\mathbf{r}_{i+1} = \mathbf{r}_i - \alpha_i\mathbf{q}_i$
 $\mathbf{z}_{i+1} = M^{-1}\mathbf{r}_{i+1}$
 $\rho_{i+1} = (\mathbf{r}_{i+1}, \mathbf{z}_{i+1})_2$
 $\beta_{i+1} = \frac{\rho_{i+1}}{\rho_i}$
 $\mathbf{p}_{i+1} = \mathbf{z}_{i+1} + \beta_{i+1}\mathbf{p}_i$
 check convergence; continue if necessary
end for

where $(x, y)_M := (Mx, y)$. Therefore, an alternative is to replace the usual Euclidean inner product in the Conjugate Gradient algorithm by the M -inner product. This idea is considered by Saad (see Chapter 9 of [164] for details).

3.4 Krylov methods for non-symmetric problems

If either operator A or preconditioner M is not symmetric positive definite, PCG algorithm cannot be used. The bad news is that in the unsymmetric case there is no method with a fixed cost per iteration that leads to an optimal choice for \mathbf{x}^n . In this case, two popular methods are the GMRES [165] and BICGSTAB [180]. With a left preconditioning, they are applied to preconditioned system

$$M^{-1}A\mathbf{x} = M^{-1}\mathbf{b}$$

These methods differ by the way they pick an approximation \mathbf{x}^n to the solution \mathbf{x} in the Krylov subspace $\mathcal{K}^n((M^{-1}A), \mathbf{z}^0)$ with $\mathbf{z}^0 = M^{-1}\mathbf{r}^0 = M^{-1}(\mathbf{b} - A\mathbf{x}^0)$ being the initial preconditioned residual.

In order to fix the ideas we will concentrate on the solution of the unpreconditioned system $A\mathbf{x} = \mathbf{b}$, in the preconditioned case A needs to be replaced by $M^{-1}A$ and \mathbf{b} by $M^{-1}\mathbf{b}$.

Note that it makes sense to minimize the residual, because the error is in general unknown, and we can only directly minimize special norms of the error. Moreover, the norm of the error is bounded by a constant times the norm of the residual

$$\|\mathbf{e}^n\|_2 = \|A^{-1}\mathbf{r}^n\|_2 \leq \|A^{-1}\| \|\mathbf{r}^n\|_2$$

and finally we can note that

$$\|\mathbf{r}^n\|_2 = (\mathbf{A}\mathbf{e}^n, \mathbf{A}\mathbf{e}^n) = (\mathbf{A}^* \mathbf{A}\mathbf{e}^n, \mathbf{e}^n) = \|\mathbf{e}^n\|_{\mathbf{A}^* \mathbf{A}}^2.$$

In what follows we will concentrate on the GMRES method by explaining in detail the principles on which it is based and some ideas about its convergence properties. Let us introduce first the general framework of a minimal residual method.

Definition 3.4.1 (Minimal residual method) *Given an initial iterate \mathbf{x}^0 and the initial residual $\mathbf{r}^0 = \mathbf{b} - \mathbf{A}\mathbf{x}^0$, a minimal residual method applied to a system $\mathbf{A}\mathbf{x} = \mathbf{b}$ will build the iterates $\mathbf{x}^n = \mathbf{x}^0 + \mathbf{y}^n$ where*

$$\boxed{\begin{aligned} &\mathbf{y}^n \in \mathcal{K}^n(\mathbf{A}, \mathbf{r}^0) \text{ such that} \\ &\|\mathbf{r}^n\|_2 = \|\mathbf{r}^0 - \mathbf{A}\mathbf{y}^n\|_2 = \min_{\mathbf{w} \in \mathcal{K}^n(\mathbf{A}, \mathbf{r}^0)} \|\mathbf{A}\mathbf{w} - \mathbf{r}^0\|_2. \end{aligned}} \quad (3.38)$$

We say that they minimize the euclidean norm of the residual.

We see from the previous definition that we look for the vector $\mathbf{x}^n = \mathbf{x}^0 + \mathbf{y}^n$ such that \mathbf{y}^n achieves the minimum of $\|\mathbf{r}^0 - \mathbf{A}\mathbf{y}\|$ over $\mathcal{K}^n(\mathbf{A}, \mathbf{r}^0)$. If the dimension of $\mathcal{K}^n(\mathbf{A}, \mathbf{r}^0)$ is n and $\{\mathbf{v}_1, \mathbf{v}_2, \dots, \mathbf{v}_n\}$ is a basis of it, then we can look for \mathbf{y}^n under the form

$$\mathbf{y}^n = \sum_{j=1}^n y_j \mathbf{v}_j.$$

If we denote the function to minimize by

$$f(y_1, y_2, \dots, y_n) = \left\| \mathbf{r}^0 - \mathbf{A} \sum_{i=1}^n y_i \mathbf{v}_i \right\|_2^2 = \left\| \mathbf{r}^0 - \sum_{i=1}^n y_i \mathbf{A}\mathbf{v}_i \right\|_2^2$$

then the optimality conditions $\frac{\partial f}{\partial y_i} = 0$ translates into

$$\sum_{j=1}^n (\mathbf{A}\mathbf{v}_j, \mathbf{A}\mathbf{v}_i) y_j = (\mathbf{r}^0, \mathbf{A}\mathbf{v}_i). \quad (3.39)$$

If V denotes the matrix containing the column vectors \mathbf{v}_j then (3.39) is equivalent to the system

$$(\mathbf{V}^* \mathbf{A}^* \mathbf{A} \mathbf{V}) \mathbf{Y}^n = \mathbf{F} \text{ where } \mathbf{Y}^n = (y_1, y_2, \dots, y_n)^T. \quad (3.40)$$

Note that the size of the system (3.40) increases with the number of iterations, which means the algorithmic complexity to compute the solution of (3.40) increases as the number of iterations becomes larger. On the other side, if the basis of $\mathcal{K}^n(\mathbf{A}, \mathbf{r}^0)$ has no particular structure then the system (3.40) can be too ill-conditioned. The GMRES method proposes a cheap solution by building a special basis of the Krylov space which makes the system easy to solve.

3.4.1 The GMRES method

The idea of the GMRES method is to build an orthonormal basis of the Krylov space by using a Gram-Schmidt algorithm. That is,

$$\begin{aligned} \text{Starting from } \mathbf{v}_1 &= \frac{\mathbf{r}^0}{\|\mathbf{r}^0\|_2}, \\ \text{Compute } \mathbf{v}_{n+1} &= \frac{A\mathbf{v}_n - \sum_{i=1}^n (A\mathbf{v}_n, \mathbf{v}_i)\mathbf{v}_i}{\left\| A\mathbf{v}_n - \sum_{i=1}^n (A\mathbf{v}_n, \mathbf{v}_i)\mathbf{v}_i \right\|_2}, \quad n \geq 1. \end{aligned} \quad (3.41)$$

Computing the Gram-Schmidt orthogonalisation of the basis of a Krylov space is called *Arnoldi method*.

Supposing that the recurrence from (3.41) is well-defined (that is the denominator is non-null), then it is equivalent to

$$A\mathbf{v}_n = \sum_{i=1}^n (A\mathbf{v}_n, \mathbf{v}_i)\mathbf{v}_i + \left\| A\mathbf{v}_n - \sum_{i=1}^n (A\mathbf{v}_n, \mathbf{v}_i)\mathbf{v}_i \right\|_2 \mathbf{v}_{n+1} \quad (3.42)$$

If we denote by V_n the unitary matrix ($V_n^* V_n = I_n$) having as columns the first n already computed orthonormal vectors $\mathbf{v}_1, \dots, \mathbf{v}_n$, then V_{n+1} is obtained from V_n by adding the column vector \mathbf{v}_{n+1} . Thus equation (3.42) can be re-written as

$$AV_n = V_{n+1}H_n, \quad (3.43)$$

where the entries of the rectangular matrix $H_n \in \mathcal{M}_{n+1,n}(\mathbb{C})$ are

$$\begin{aligned} (H_n)_{i,n} &= (A\mathbf{v}_n, \mathbf{v}_i), \quad i \leq n, \\ (H_n)_{n+1,n} &= \left\| A\mathbf{v}_n - \sum_{i=1}^n (H_n)_{i,n}\mathbf{v}_i \right\|_2. \end{aligned} \quad (3.44)$$

Moreover, since $(H_n)_{l,m} = 0$, $l > m + 1$, we say that H_n is a *upper Hessenberg matrix*. Note also that the matrix H_{n+1} is obtained from H_n by adding a column given by the elements $(H_{n+1})_{i,n+1}$ from (3.44) and a line whose only non-zero element is $(H_{n+1})_{n+2,n+1}$.

With these notations and by using (3.43) we see that the problem (3.40) is equivalent to finding \mathbf{Y}^n such that

$$\begin{aligned} V_n^* A^* AV_n \mathbf{Y}^n &= \|\mathbf{r}^0\| [(A^* \mathbf{v}_1, \mathbf{v}_1), (A^* \mathbf{v}_1, \mathbf{v}_2), \dots, (A^* \mathbf{v}_1, \mathbf{v}_n)]^T \Leftrightarrow \\ H_n^* \underbrace{V_{n+1}^* V_{n+1}}_{I_n} H_n \mathbf{Y}^n &= \|\mathbf{r}^0\| [(H_n^*)_{1,1}, (H_n^*)_{2,1}, \dots, (H_n^*)_{n,1}]^T \end{aligned} \quad (3.45)$$

and consequently

$$\boxed{H_n^* H_n \mathbf{Y}^n = \beta H_n^* \boldsymbol{\eta}_{1,n+1}, \text{ where } \beta = \|\mathbf{r}^0\|_2} \quad (3.46)$$

where $\boldsymbol{\eta}_{1,n+1}$ is the first column vector of the canonical basis of \mathbb{R}^{n+1} . Solving such a system is straightforward if one knows the QR decomposition of H_n

$$H_n = Q_n R_n$$

with Q_n being a unitary matrix of order $n+1$ and R_n and upper triangular matrix of size $(n+1) \times n$ where the last line is null. This factorization is quite easy to compute in the case of an upper Hessenberg matrix (since it “almost” upper triangular). Supposing that this factorization is available then (3.46) reduces to the system

$$R_n^* \underbrace{(Q_n^* Q_n)}_{I_n} R_n \mathbf{Y}^n = \beta R_n^* Q_n^* \boldsymbol{\eta}_{1,n+1} \Leftrightarrow R_n^* R_n \mathbf{Y}^n = \beta R_n^* Q_n^* \boldsymbol{\eta}_{1,n+1}. \quad (3.47)$$

If we denote by \tilde{R}_n is the main bloc of size $n \times n$ of R_n obtained by deleting the last row we have that

$$R_n^* R_n = \tilde{R}_n^* \tilde{R}_n \quad (3.48)$$

(last row of R_n is zero). In the same way $R_n^* Q_n^*$ is obtained from $\tilde{R}_n^* \tilde{Q}_n^*$ by appending a column vector (\tilde{Q}_n is the main bloc of size $n \times n$ of Q_n obtained by deleting the last row and column). Thus

$$\beta R_n^* Q_n^* \boldsymbol{\eta}_{1,n+1} = \beta \tilde{R}_n^* \tilde{Q}_n^* \boldsymbol{\eta}_{1,n}, \quad (3.49)$$

where $\boldsymbol{\eta}_{1,n}$ is the first column vector of the canonical basis of \mathbb{R}^n . We can conclude from (3.48) and (3.49) that solving (3.47) reduces to solving an upper triangular system of order n

$$\boxed{\tilde{R}_n \mathbf{Y}^n = \tilde{\mathbf{g}}_n, \tilde{\mathbf{g}}_n = \beta \tilde{Q}_n^* \boldsymbol{\eta}_{1,n}.} \quad (3.50)$$

The complexity of solving (3.50) is known to be of order n^2 operations. To summarize, the iterate n obtained from the optimization problem (3.38) is given by

$$\mathbf{x}^n = \mathbf{x}^0 + \sum_{i=1}^n y_i \mathbf{v}_i = \mathbf{x}^0 + V_n \mathbf{y}_n = \mathbf{x}^0 + \tilde{R}_n^{-1} \tilde{\mathbf{g}}_n. \quad (3.51)$$

By using (3.43) and the fact that \mathbf{Y}^n is a solution of (3.50), we see that the residual norm at iteration n verifies

$$\begin{aligned} \|\mathbf{r}^n\|_2 &= \|\mathbf{b} - A\mathbf{x}^n\|_2 = \|\mathbf{b} - A(\mathbf{x}^0 + V_n \mathbf{Y}^n)\|_2 = \|\mathbf{r}^0 - AV_n \mathbf{Y}^n\|_2 \\ &= \|V_{n+1}(\beta \boldsymbol{\eta}_{1,n+1} - AV_n \mathbf{Y}^n)\|_2 = \|\beta V_{n+1} \boldsymbol{\eta}_{1,n+1} - V_{n+1} H_n \mathbf{Y}^n\|_2 \\ &= \|\beta V_{n+1} \underbrace{(Q_n Q_n^*)}_{I_n} \boldsymbol{\eta}_{1,n+1} - V_{n+1} \underbrace{(Q_n Q_n^*)}_{I_n} \underbrace{Q_n R_n}_{H_n} \mathbf{Y}^n\|_2 \\ &= \|V_{n+1} Q_n [\beta Q_n^* \boldsymbol{\eta}_{1,n+1} - R_n \mathbf{Y}^n]\|_2 = \|V_{n+1} Q_n ([\tilde{\mathbf{g}}_n, \gamma_{n+1}]^T - [\tilde{R}_n \mathbf{Y}^n, 0]^T)\|_2 \\ &= \|V_{n+1} Q_n [0, 0, \dots, \gamma_{n+1}]^T\|_2 = |\gamma_{n+1}|, \end{aligned} \quad (3.52)$$

where γ_{n+1} is the last element of $\beta Q_n^* \boldsymbol{\eta}_{1,n+1}$ (we used the fact matrices V_{n+1} and Q_n are unitary). See [164] for more details of the proof.

The resulting iterative procedure is given in Algorithm 6.

Algorithm 6 GMRES algorithm

Compute $\mathbf{r}_0 := b - A\mathbf{x}_0$, $\beta = \|\mathbf{r}_0\|_2$, $\mathbf{v}_1 = \mathbf{r}_0/\beta$, $\xi_1 = \beta$.

for $n = 1, 2, \dots$ **do**

$\mathbf{w}_{n+1} = A\mathbf{v}_n$

for $i = 1, 2, \dots, n$ **do**

$(H_n)_{i,n} = (\mathbf{w}_n, \mathbf{v}_i)$.

$\mathbf{w}_{n+1} = \mathbf{w}_{n+1} - (H_n)_{i,n} \mathbf{v}_i$

end for

$(H_n)_{n+1,n} = \|\mathbf{w}_{n+1}\|_2$.

if $(H_n)_{n+1,n} \neq 0$ **then**

$\mathbf{v}_{n+1} = \mathbf{w}_{n+1}/(H_n)_{n+1,n}$.

end if

for $i = 1, 2, \dots, n-1$ **do**

$$\begin{pmatrix} (H_n)_{i,n} \\ (H_n)_{i+1,n} \end{pmatrix} = \begin{pmatrix} c_i & s_i \\ -s_i & c_i \end{pmatrix} \begin{pmatrix} (H_n)_{i,n} \\ (H_n)_{i+1,n} \end{pmatrix}$$

end for

 Compute Givens rotation

$$c_n = (H_n)_{n,n}/\sqrt{(H_n)_{n,n}^2 + (H_n)_{n+1,n}^2}, \quad s_n = (H_n)_{n+1,n}/\sqrt{(H_n)_{n,n}^2 + (H_n)_{n+1,n}^2}.$$

 Update $(H_n)_{n,n} = c_n(H_n)_{n,n} + s_n(H_n)_{n+1,n}$, $(H_n)_{n+1,n} = 0$.

 Update $(\xi_n, \xi_{n+1}) = (c_n \xi_n, -s_n \xi_n)$.

 Solve the triangular system $\tilde{H}\mathbf{y} = (\xi_1, \xi_2, \dots, \xi_n)^T$.

$\mathbf{x}_n = \mathbf{x}_0 + [\mathbf{v}_1 \mathbf{v}_2 \dots \mathbf{v}_n] \mathbf{y}$

 check convergence on residual norm ξ_{n+1} ; continue if necessary

end for

Remark 3.4.1 *The GMRES method has the following properties:*

- *As in the case of the conjugate gradient, the GMRES method converges in maximum N iterations, where N is the dimension of the linear system to solve.*
- *The method requires the storage in memory at the iteration n , the matrix V_n and the QR factorization of H_n : the cost of such a method is quite high (or order nN for n iterations). When n is small w.r.t.*

N , the cost is marginal. When the iteration counts gets large, its cost can be a problem.

- We can write a restarted version of the algorithm after each j iterations by using the current approximation of the solution as starting point. In this case, however, we the convergence property in a finite number of iterations is lost.

3.4.2 Convergence of the GMRES algorithm

In the case where A is diagonalizable we can derive an estimate of the convergence based on the eigenvalues of A . Note that the GMRES method builds a sequence of polynomials $P_n \in \mathcal{P}_n$ which minimize at each iteration the quantity $\|Q(A)\mathbf{r}^0\|_2$, where $Q \in \mathcal{P}_n$ and $Q(0) = 1$.

In the case where A is diagonalizable we have

$$A = W\Lambda W^{-1} \Rightarrow Q(A) = WQ(\Lambda)W^{-1}$$

and we have the estimate on the residual

$$\begin{aligned} \|\mathbf{r}^n\|_2 &= \min_{Q \in \mathcal{P}_n, Q(0)=1} \|WQ(\Lambda)W^{-1}\mathbf{r}^0\|_2 \\ &\leq \|W\|_2 \|W^{-1}\|_2 \|\mathbf{r}^0\|_2 \min_{Q \in \mathcal{P}_n, Q(0)=1} \|Q(\Lambda)\|_2 \\ &= \kappa_2(W) \|\mathbf{r}^0\|_2 \min_{Q \in \mathcal{P}_n, Q(0)=1} \max_{\lambda \in \sigma(A)} |Q(\lambda)| \end{aligned} \quad (3.53)$$

Estimate (3.53) might be very inaccurate since the polynomial minimizing $\|WQ(\Lambda)W^{-1}\|_2$ might be very different of that minimizing $\|Q(\Lambda)\|_2$. We can distinguish the following cases

- A is a normal matrix that is A commutes with its transpose. In this case there exists a unitary matrix W such that $A = W\Lambda W^{-1}$ (see e.g. [97] or [108]), which means that

$$\|WQ(\Lambda)W^{-1}\|_2 = \|Q(\Lambda)\|_2 \text{ and } \kappa_2(W) = 1.$$

In this case the estimate (3.53) is very precise

$$\|\mathbf{r}^n\|_2 \leq \|\mathbf{r}^0\|_2 \min_{Q \in \mathcal{P}_n, Q(0)=1} \max_{\lambda \in \sigma(A)} |Q(\lambda)|.$$

Estimating the convergence rate is equivalent to find a polynomial with $Q(0) = 1$ which approximates 0 on the spectrum of A . If A has a big number of eigenvalues close to 0 then the convergence will be very slow.

- If A is not a normal matrix, but is diagonalizable such that the matrix W is well conditioned, then the estimate (3.53) remains reasonable.

- In the general case, there is no relation between the convergence rate of the GMRES algorithm and the eigenspectrum only, see [101]. Some supplementary information is needed.

The BiConjuguate Gradient Stabilized (BICGSTAB) method [180], see Algorithm 7, takes a different approach with a fixed cost per iteration but at the expense of losing optimal properties of \mathbf{x}^n . Two mutually orthogonal sequences are computed and \mathbf{x}^n is such that the residual is orthogonal to one of the sequence.

Algorithm 7 preconditioned BICGSTAB algorithm

```

Compute  $\mathbf{r}_0 := \mathbf{b} - A\mathbf{x}_0$ 
Choose  $\tilde{\mathbf{r}}$  (for example,  $\tilde{\mathbf{r}} = \mathbf{r}_0$ )
for  $i = 1, 2, \dots$  do
   $\rho_{i-1} = (\tilde{\mathbf{r}}, \mathbf{r}_{i-1})_2$ 
  if  $\rho_{i-1} = 0$  then
    method fails
  end if
  if  $i = 1$  then
     $\mathbf{p}_1 = \mathbf{r}_0$ 
  else
     $\beta_{i-1} = (\rho_{i-1}/\rho_{i-2})(\alpha_{i-1}/\omega_{i-1})$ 
     $\mathbf{p}_i = \mathbf{r}_{i-1} + \beta_{i-1}(\mathbf{p}_{i-1} - \omega_{i-1}\mathbf{v}_{i-1})$ 
  end if
  solve  $M\hat{\mathbf{p}} = \mathbf{p}_i$ 
   $\mathbf{v}_i = A\hat{\mathbf{p}}$ 
   $\alpha_i = \frac{\rho_{i-1}}{(\tilde{\mathbf{r}}, \mathbf{v}_i)_2}$ 
   $\mathbf{s} = \mathbf{r}_{i-1} - \alpha_i\mathbf{v}_i$ 
  if norm of  $\mathbf{s}$  is small enough then
     $\mathbf{x}_i = \mathbf{x}_{i-1} + \alpha_i\hat{\mathbf{p}}$  and stop
  end if
  solve  $M\hat{\mathbf{s}} = \mathbf{s}$ 
   $\mathbf{t} = A\hat{\mathbf{s}}$ 
   $\omega_i = (\mathbf{t}, \mathbf{s})_2 / (\mathbf{t}, \mathbf{t})_2$ 
   $\mathbf{x}_i = \mathbf{x}_{i-1} + \alpha_i\hat{\mathbf{p}} + \omega_i\hat{\mathbf{s}}$ 
   $\mathbf{r}_i = \mathbf{s} - \omega_i\mathbf{t}$ 
  check convergence; continue if necessary
end for

```

Other facts:

- As in the case of the conjugate gradient, in order to have a faster convergence, a preconditioner denoted here M is often used. Since one

doesn't need to preserve some symmetry, the preconditioned iteration is simply derived from the unpreconditioned one by replacing A by $M^{-1}A$ into Algorithm (6).

- Krylov methods do not need the explicit form of the operators A nor of the preconditioner M . They are based on applying these operators to vectors (so called matrix vector product operations) as it is the case for the fixed point method (3.3). These are matrix free methods.
- There exist Matlab functions for the main Krylov methods: `pcg` for the Conjugate Gradient and `gmres` for the GMRES method.

In conclusion fixed point iterations (3.3) generate an approximate solution \mathbf{x}^n that belongs to the same Krylov space as CG or GMRES iterate \mathbf{x}_K^n but with “frozen” coefficients. Thus we have that \mathbf{x}^n is less (actually much much less) optimal than \mathbf{x}_K^n . In conclusion, it is convenient to replace the fixed point method by a Krylov type method. For more details on these Krylov methods, see [164] for a complete overview including implementation issues, [9] for their templates and for a more mathematical introduction [100] and for finite precision effects [136].

3.5 Krylov methods for ill-posed problems

Since it will be needed in some sub-structuring methods § 6.5, we consider here the case where the linear system

$$A\mathbf{x} = \mathbf{b} \tag{3.54}$$

is square but ill-posed. In order to have existence of a solution, we assume that $\mathbf{b} \in \text{range}(A)$. A solution is unique up to any element of $\ker(A)$. We shall see that if A is symmetric, Krylov method will converge to a solution. When A is non symmetric, we may not converge to a solution. We start with the symmetric case. It is known in this case that

$$\mathbb{R}^N = \ker(A) \oplus^\perp \text{range}(A)$$

and that there is a unique solution $\mathbf{x} \in \text{range}(A)$ to (3.54) denoted $A^\dagger \mathbf{b}$ in the sequel. Thus we have that A^\dagger is an isomorphism from $\text{range}(A)$ onto itself.

The idea at the origin of Krylov methods can be found in the following lemma which is true for an invertible matrix.

Lemma 3.5.1 *Let C be an invertible matrix of size $N \times N$. Then, there exists a polynomial \mathcal{P} of degree $p < N$ such that*

$$C^{-1} = \mathcal{P}(C).$$

Proof Let

$$\mathcal{M}(X) := \sum_{i=0}^d a_i X^i$$

be a minimal polynomial of C of degree $d \leq N$. We have that

$$\sum_{i=0}^d a_i C^i = 0$$

and there is no non zero polynomial of lower degree that annihilates C . Thus, a_0 cannot be zero. Otherwise, we would have

$$C \sum_{i=1}^d a_i C^{i-1} = 0.$$

and since C is invertible:

$$\sum_{i=1}^d a_i C^{i-1} = 0.$$

Then, $\sum_{i=0}^{d-1} a_{i+1} X^i$ would be an annihilating polynomial of C of degree lower than d . By definition of a minimal polynomial, this is impossible. This proves that $a_0 \neq 0$ and we can divide by a_0 :

$$I_d + C \sum_{i=1}^d \frac{a_i}{a_0} C^{i-1} = 0$$

that is

$$C^{-1} = \mathcal{P}(C), \quad \mathcal{P}(C) := - \sum_{i=1}^d \frac{a_i}{a_0} C^{i-1}. \quad (3.55)$$

■

Our first step is to extend Lemma 3.5.1 to the non invertible symmetric case.

Lemma 3.5.2 *Let A be a symmetric indefinite matrix of size $N \times N$. Then there exist coefficients $(a_i)_{2 \leq i \leq p}$ with $p \leq N$ such that*

$$A = \sum_{i=2}^p a_i A^i. \quad (3.56)$$

Proof Let Λ denote the set of the eigenvalues of A without taking into account their multiplicities. Since matrix A is non invertible, we have $0 \in \Lambda$. Moreover, since it is symmetric, it is diagonalizable and it is easy to check that A cancels its characteristic polynomial, that is

$$\prod_{\lambda \in \Lambda} (\lambda I_d - A) = 0. \quad (3.57)$$

The zero-th order term of the above polynomial is zero and the next term is non zero since it takes the following value:

$$-\left(\prod_{\lambda \in \Lambda \setminus \{0\}} \lambda\right) A.$$

Then, it suffices to expand polynomial from the left-hand side of (3.57), divide it by $\prod_{\lambda \in \Lambda \setminus \{0\}} \lambda$ and rearrange terms to end the proof. ■

The consequence of this is the following lemma

Lemma 3.5.3 *The unique solution to $A\mathbf{y} = \mathbf{r}$ that belongs to $\text{range}(A)$, for a given $\mathbf{r} \in \text{range}(A)$ can be written as*

$$\mathbf{y} = \sum_{i=2}^p a_i A^{i-2} \mathbf{r} \quad (3.58)$$

where the coefficients a_i are given in (3.56).

Proof Let $\mathbf{r} = A\mathbf{t} \in \text{range}(A)$ for some $\mathbf{t} \in R^N$. Note that since \mathbf{t} may have a non zero component in $\ker(A)$, we may have $\mathbf{y} \neq \mathbf{t}$. We apply Lemma 3.5.2 and right multiply (3.56) by vector \mathbf{t} :

$$A \underbrace{\left(\sum_{i=2}^p a_i A^{i-2}\right)}_{\mathbf{y}:=} \mathbf{r} = \mathbf{r}.$$

Thus, we conclude that \mathbf{y} given by (3.58) is the unique solution to $A\mathbf{y} = \mathbf{r}$ that belongs to $\text{range}(A)$. ■

We apply now these results to the solving of $A\mathbf{x} = \mathbf{b} \in \text{range}(A)$ by a Krylov method with \mathbf{x}^0 as an initial guess. This result does not depend on the actual implementation of the Krylov method.

Lemma 3.5.4 (Krylov method for indefinite symmetric systems)

Let \mathbf{x}^0 be the initial guess decomposed into its component in $\ker A$ and $\text{range}(A)$:

$$\mathbf{x}^0 = \mathbf{x}_{ker}^0 + \mathbf{x}_{range}^0.$$

Then, the solution \mathbf{x} to equation (3.54) provided by the Krylov method is

$$\boxed{\mathbf{x} = \mathbf{x}_{ker}^0 + A^i \mathbf{b}}$$

In other words, the solution to equation (3.54) “selected” by a Krylov method is the one whose component in the kernel of A is \mathbf{x}_{ker}^0 .

Proof At step n , a Krylov method will seek an approximate solution to

$$A\mathbf{y} = \mathbf{b} - A\mathbf{x}^0 := \mathbf{r}^0 \in \text{range}(A)$$

in $\mathcal{K}^n(A, \mathbf{r}^0)$. From (3.58), the method will converge in at most $p - 1$ iterations and then the final solution is

$$\mathbf{x} = \mathbf{x}^0 + \mathbf{y} = \mathbf{x}_{\text{ker}}^0 + \underbrace{\mathbf{x}_{\text{range}}^0 + \mathbf{y}}_{\tilde{\mathbf{y}}}$$

with $\tilde{\mathbf{y}} \in \text{range}(A)$. It is then obvious to see that

$$A\tilde{\mathbf{y}} = A(\mathbf{x}_{\text{range}}^0 + \mathbf{y}) = A\mathbf{x}_{\text{range}}^0 + \mathbf{r}^0 = \mathbf{b}.$$

so that $\tilde{\mathbf{y}} = A^\dagger \mathbf{b}$. ■

Thus, we have proved that a Krylov method applied to an indefinite symmetric linear system makes sense since for n large enough a solution to $A\mathbf{x} = \mathbf{b} \in \text{range}(A)$ can be found in $\{\mathbf{x}^0\} + \mathcal{K}^n(A, \mathbf{r}^0)$.

Remark 3.5.1 *This is not generally true in the non symmetric case. We give now a counter-example. Consider the following system:*

$$\begin{pmatrix} 0 & 0 & 0 \\ 1 & 0 & 0 \\ 0 & 1 & 0 \end{pmatrix} \mathbf{x} = \mathbf{b} = \begin{pmatrix} 0 \\ 1 \\ 1 \end{pmatrix} \quad (3.59)$$

whose solutions are

$$\mathbf{x} = \begin{pmatrix} 1 \\ 1 \\ 0 \end{pmatrix} + \mathbb{R} \begin{pmatrix} 0 \\ 0 \\ 1 \end{pmatrix}.$$

In particular, the first component of any solution is equal to 1. For sake of simplicity, assume $\mathbf{x}^0 = 0$. Then, the first residual $\mathbf{r}^0 = \mathbf{b}$ has its first component equal to zero. The same holds for $A^k \mathbf{r}^0$ for all $k \geq 1$. Thus for all n , any vector in the space $\{\mathbf{x}^0\} + \mathcal{K}^n(A, \mathbf{r}^0)$ has its first component equal to zero and cannot be a solution to system (3.59).

3.6 Schwarz preconditioners using FreeFem++

In order to use Schwarz algorithms as a preconditioner in Krylov methods, in addition to the usual ingredients (partition of the mesh, local matrices and restriction operators), we need only the associated matrix-vector product to the global problem as well as the preconditioning method used.

In the following program *Aglobal* corresponds to the finite element discretization of the variational formulation of the problem to be solved. We then need the matrix-vector product of the operator *Aglobal* with a vector l .

```

func real[int] A(real[int] &x)
3 {
  // Matrix vector product with the global matrix
  Vh Ax;
  Ax[] = Aglobal*x;
7  return Ax[];
}

```

Listing 3.1: ./FreefemCommon/matvecAS.idp

The preconditioning method can be Additive Schwarz (AS) which can be found in the routine

```

// and the application of the preconditioner
func real[int] AS(real[int] &l)
13 {
  // Application of the ASM preconditioner
  //  $M^{-1} * y = \sum Ri^T * Ai^{-1} * Ri * y$ 
  // Ri restriction operators, Ai = Ri * A * Ri^T local matrices
17  Vh s = 0;
  for(int i=0; i<npart; ++i)
  {
    real[int] bi = Rih[i]*l; // restricts rhs
21    real[int] ui = aA[i]^-1 * bi; // local solves
    s[] += Rih[i]*ui; // prolongation
  }
25  return s[];
}

```

Listing 3.2: ./FreefemCommon/matvecAS.idp


```

// Preconditioned Conjugate Gradient Applied to the system
3 // A(un[]) = rhsglobal[]
// preconditioned by the linear operator
// AS: r[] -> AS(r[])
func real[int] myPCG(real[int] xi, real eps, int nitermax)
7 {
  ofstream filei("Convprec.m");
  ofstream filegnu("Convprec.gnu");
  Vh r, un, p, zr, rn, w, er;
11  un[] = xi;
  r[] = A(un[]);
  r[] -= rhsglobal[];
  r[] *= -1.0;
15  zr[] = AS(r[]);
  real resinit=sqrt(zr[]'*zr[]);
  p = zr;
  for(int it=0;it<nitermax;++it)
19  {
    plot(un,value=1,wait=1,fill=1,dim=3,cmm="Approximate solution at )
      ↪ iteration " +it);
    real relres = sqrt(zr[]'*zr[])/resinit;
    cout << "It: " << it << " Relative residual = " << relres << endl;
23  int j = it+1;
    filei << "relres(" +j+" )" << relres << "," << endl;
    filegnu << relres << endl;
    if(relres < eps)
27  {
      cout << "CG has converged in " + it + " iterations " << endl;
      cout << "The relative residual is " + relres << endl;
      break;
31  }
    w[] = A(p[]);
    real alpha = r[]'*zr[];
    real aux2 = alpha;
35  real aux3 = w[]'*p[];
    alpha /= aux3; // alpha = (rj,zj)/(Apj,pj);
    un[] += alpha*p[]; // xj+1 = xj + alpha*p;
    r[] -= alpha*w[]; // rj+1 = rj - alpha*Apj;
39  zr[] = AS(r[]); // zj+1 = M-1*rj+1;
    real beta = r[]'*zr[];
    beta /= aux2; // beta = (rj+1,zj+1)/(rj,zj);
    p[] *= beta;
43  p[] += zr[];
  }
  return un[];
}

```

Listing 3.3: ./KRYLOV/FreefemProgram/PCG.idp

The Krylov method applied in this case is the Conjugate Gradient (we are in the symmetric case since both the original problem and the preconditioner are symmetric positive definite) The whole program where these routines

are called is AS-PCG.edp.

```

 2  /*# debutPartition #*/
 3  include "../FreefemCommon/dataGENEO.edp"
 4  include "../FreefemCommon/decomp.idp"
 5  include "../FreefemCommon/createPartition.idp"
 6  SubdomainsPartitionUnity(Th,part[],sizeovr,aTh,Rih,Dih,Ndeg,AreaThi);
 7  /*# endPartition #*/
 8  /*# debutGlobalData #*/
 9  Aglobal = vglobal(Vh,Vh,solver = UMFPACK); // global matrix
10  rhsglobal[] = vglobal(0,Vh); // global rhs
11  uglob[] = Aglobal-1*rhsglobal[];
12  /*# finGlobalData #*/
13  /*# debutLocalData #*/
14  for(int i = 0;i<npart;++i)
15  {
16      cout << " Domain :" << i << "/" << npart << endl;
17      matrix aT = Aglobal*Rih[i]';
18      aA[i] = Rih[i]*aT;
19      set(aA[i],solver = UMFPACK); // direct solvers using UMFPACK
20  }
21  /*# finLocalData #*/
22  /*# debutPCGSolve #*/
23  include "../FreefemCommon/matvecAS.idp"
24  include "PCG.idp"
25  Vh un = 0, sol; // initial guess un and final solution
26  cout << "Schwarz Dirichlet algorithm" << endl;
27  sol[] = myPCG(un[], tol, maxit); // PCG with initial guess un
28  plot(sol,cmm=" Final solution", wait=1,dim=3,fill=1,value=1);
29  Vh er = sol-uglob;
30  cout << " Final error: " << er[].linfoy << endl;
31  /*# finPCGSolve #*/

```

Listing 3.4: ./KRYLOV/FreefemProgram/AS-PCG.edp

In the three-dimensional case the only thing that changes with respect to the main script is the preparation of the data

```

3  include "../FreefemCommon/data3d.edp"
4  include "../FreefemCommon/decomp3d.idp"
5  include "../FreefemCommon/createPartition3d.idp"
6  SubdomainsPartitionUnity3(Th,part[],sizeovr,aTh,Rih,Dih,Ndeg,VolumeThi);

```

Listing 3.5: ./KRYLOV/FreefemProgram/AS-PCG3d.edp

We can also use RAS as a preconditioner in GMRES or BiCGSTAB, by slightly modifying the program as described in the following routines:

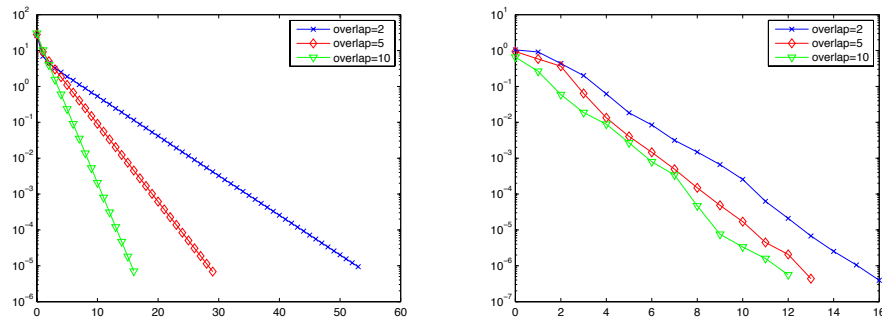


Figure 3.1: Schwarz convergence as a solver (left) and as a preconditioner (right) for different overlaps

```

func real[int] RAS(real[int] &l)
29 {
    // Application of the RAS preconditioner
    //  $M^{-1} * y = \sum Ri^T * Di * Ai^{-1} * Ri * y$ 
    // Ri restriction operators,  $Ai = Ri * A * Ri^T$  local matrices
33   Vh s = 0;
   for(int i=0; i<npart; ++i) {
       real[int] bi = Rih[i]*l; // restricts rhs
       real[int] ui = aA[i]^-1 * bi; // local solves
37       bi = Dih[i]*ui; // partition of unity
       s[] += Rih[i]*bi; // prolongation
   }
41   return s[];
}

```

Listing 3.6: ./FreefemCommon/matvecAS.idp

```

7  func real[int] GMRES(real[int] x0, real eps, int nbiter)
  {
    ofstream filei("Convprec.m");
    Vh r, z, v,w,er, un;
    Vh[int] V(nbiter); // orthonormal basis
11  real[int,int] Hn(nbiter+2,nbiter+1); // Hessenberg matrix
    real[int,int] rot(2,nbiter+2);
    real[int] g(nbiter+1),g1(nbiter+1);
    r[]=A(x0);
15  r[] -= rhsglobal[];
    r[] *= -1.0;
    z[] = RAS(r[]); // z= M^{-1}(b-A*x0)
    g[0]=sqrt(z[]*z[]); // initial residual norm
19  filei << "relres("+1+")=" << g[0] << ";" << endl;
    V[0][]=1/g[0]*z[]; // first basis vector
    for(int it =0;it<nbiter;it++) {
      v[]=A(V[it][]);
23  w[]=RAS(v[]); // w = M^{-1}A*V_it
      for(int i =0;i<it+1;i++) {
        Hn(i,it)=w[]*V[i][];
        w[] -= Hn(i,it)*V[i][]; }
27  Hn(it+1,it)= sqrt(w[]*w[]);
      real aux=Hn(it+1,it);
      for(int i =0;i<it;i++){ // QR decomposition of Hn
        real aa=rot(0,i)*Hn(i,it)+rot(1,i)*Hn(i+1,it);
31  real bb=-rot(1,i)*Hn(i,it)+rot(0,i)*Hn(i+1,it);
        Hn(i,it)=aa;
        Hn(i+1,it)=bb; }
      real sq = sqrt(Hn(it+1,it)^2+Hn(it,it)^2);
35  rot(0,it)=Hn(it,it)/sq;
      rot(1,it)=Hn(it+1,it)/sq;
      Hn(it,it)=sq;
      Hn(it+1,it)=0;
39  g[it+1] = -rot(1,it)*g[it];
      g[it] = rot(0,it)*g[it];
      real[int] y(it+1); // Reconstruct the solution
      for(int i=it;i>=0;i--) {
43  g1[i]=g[i];
        for(int j=i+1;j<it+1;j++)
          g1[i]=g1[i]-Hn(i,j)*y[j];
        y[i]=g1[i]/Hn(i,i); }
47  un[]=x0;
      for(int i=0;i<it+1;i++)
        un[] = un[] + y[i]*V[i][];
      er[]=un[]-uglob[];
51  real relres = abs(g[it+1]);
      cout << "It: " << it << " Residual = " << relres << " Error = " << 2
        << sqrt(er[]*er[]) << endl;
      int j = it+2;
      filei << "relres("+j+")=" << relres << ";" << endl;
55  if(relres < eps) {
        cout << "GMRES has converged in " + it + " iterations " << endl;
        cout << "The relative residual is " + relres << endl;
        break; }
59  V[it+1][]=1/aux*w[]; }
    return un[];
  }

```

Listing 3.7: `./KRYLOV/FreefemProgram/GMRES.idp`

```

7  func real[int] BiCGstab(real[int] xi, real eps, int nbiter){
  ofstream filei("Convprec.m");
  Vh r, rb, rs, er, un, p, yn, zn, z, v, t, tn;
  un[]=xi;
  r[]=A(un[]);
11  r[] -= rhsglobal[];
  r[] *= -1.0;
  rb[]=r[];
  real rho=1.;
15  real alpha=1.;
  real omega=1.;
  z[] = RAS(r[]);
  real resinit=sqrt(z[]'*z[]);
19  p[]=0; v[]=0;
  real rhonew, beta;
  for(int it =1;it<nbiter;it++){
    real relres = sqrt(z[]'*z[])/resinit;
23  cout << "It: " << it << " Relative residual = " << relres << endl;
    int j = it+1;
    filei << "relres("+j+")=" << relres << ";" << endl;
    if(relres < eps){
27  cout << "BiCGstab has converged in " + it + " iterations " << endl;
      cout << "The relative residual is " + relres << endl;
      break;
    }
31  rhonew=rb[]'*r[]; // rhoi = (rb,rim1);
    beta=(rhonew/rho)*(alpha/omega); // beta = (rhoi/rhoim1)*(alpha/omega);
    p[] -=omega*v[]; // pi = rim1 + beta*(pim1 - omega*vim1);
    p[] *= beta;
35  p[] += r[];
    yn[] = RAS(p[]); // y = Mm1*pi; vi = A*y;
    v[] = A(yn[]);
    alpha = rhonew/(rb[]'*v[]); // alpha = rhoi/(rb'*vi);
39  rs[] = r[]; // s = rim1 - alpha*vi;
    rs[] -= alpha*v[];
    zn[] = RAS(rs[]); // z = Mm1*s; t = A*z;
    t[] = A(zn[]);
43  tn[] = RAS(t[]); // tn = Mm1*t;
    omega = (tn[]'*zn[])/(tn[]'*tn[]); // omega = 2
      ↪ (Mm1*t,Mm1*s)/(Mm1*t,Mm1*t);
    un[] += alpha*yn[]; // xi = xim1 + alpha*y + omega*z;
    un[] += omega*zn[];
47  r[] = rs[];
    r[] -= omega*t[];
    z[] = RAS(r[]);
    rho = rhonew;
51  }
  return un[];
}

```

Listing 3.8: ./KRYLOV/FreefemProgram/BiCGstab.idp

The whole program where the GMRES is called is similar to `AS-PCG.edp` where the last part is modified `RAS-GMRES.edp`.

```

include "../FreefemCommon/matvecAS.idp"
23 include "GMRES.idp"
Vh un = 0, sol, er; // initial guess, final solution and error
sol[] = GMRES(un[], tol, maxit);
plot(sol,dim=3,wait=1,cmm="Final solution",value =1,fill=1);
27 er[] = sol[]-uglob[];
cout << "Final error = " << er[].linfo/uglob[].linfo << endl;

```

Listing 3.9: `./KRYLOV/FreefemProgram/RAS-GMRES.edp`

In the case of the use of `BiCGstab`, only the last part has to be modified

```

include "../FreefemCommon/matvecAS.idp"
include "BiCGstab.idp"
24 Vh un = 0, sol, er; // initial guess, final solution and error
sol[] = BiCGstab(un[], tol, maxit);
plot(sol,dim=3,wait=1,cmm="Final solution",value =1,fill=1);
er[] = sol[]-uglob[];
28 cout << "Final error = " << er[].linfo/uglob[].linfo << endl;

```

Listing 3.10: `./KRYLOV/FreefemProgram/RAS-BiCGstab.edp`

In the three dimensional case we have to use the specific preparation of the data as for the case of the ASM. The performance of Krylov methods is now much less sensitive to the overlap size compared to the iterative version as shown in Figure 3.1. Note also that in the case of the use of `BiCGstab`, an iteration involves two matrix-vector products, thus the cost of a `BICGStab` iteration is twice the cost of a `CG` iteration. In all previous scripts the convergence residuals can be stored in a file in Matlab/Octave/Scilab form and then the convergence histories can be plotted in one of these numeric languages.

Chapter 4

Coarse Spaces

Theoretical and numerical results show that domain decomposition methods based solely on local subdomain solves are not scalable with respect to the number of subdomains. This can be fixed by using a two-level method in which the preconditioner is enriched by the solve of a coarse problem whose size is of the order of the number of subdomains. In § 4.1, we see that one level Schwarz methods are not scalable since the iteration count grows as the number of subdomains in one direction. We introduce a fix introduced in Nicolaides [146]. A numerical implementation is given in § 4.2.1. In § 5.1 we introduce a more general coarse space construction that reduces to that of Nicolaides for a particular choice of parameters

4.1 Need for a two-level method

The results presented so far concern only a small number of subdomains, two for the theoretical results of § 1.5 and four for the numerical results of § 3.6. When the number of subdomains is large, plateaus appear in the convergence of Schwarz domain decomposition methods. This is the case even for a simple model such as the Poisson problem:

$$\begin{cases} -\Delta u = f, & \text{in } \Omega, \\ u = 0, & \text{on } \partial\Omega. \end{cases}$$

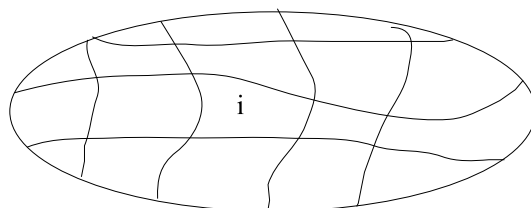


Figure 4.1: Decomposition into many subdomains

The problem of one level method comes from the fact that in the Schwarz methods of § 1 there is a lack of a global exchange of information. Data are exchanged only from one subdomain to its direct neighbors. But the solution in each subdomain depends on the right-hand side in all subdomains. Let us denote by N_d the number of subdomains in one direction. Then, for instance, the leftmost domain of Figure 4.1 needs at least N_d iterations before being aware about the value of the right-hand side f in the rightmost subdomain. The length of the plateau is thus typically related to the number of subdomains in one direction and therefore to the notion of *scalability* met in the context of high performance computing.

To be more precise, there are two common notions of scalability.

Definition 4.1.1 (Strong scalability) *Strong scalability is defined as how the solution time varies with the number of cores for a fixed total problem size. Ideally, the elapsed time is inversely proportional to the number of cores.*

Definition 4.1.2 (Weak scalability) *Weak scalability is defined as how the solution time varies with the number of cores for a fixed problem size per core. Ideally the elapsed time is constant for a fixed ratio between the size of the problem and the number of cores.*

A mechanism through which the *scalability* can be achieved (in this case the weak scalability) consists in the introduction of a two-level preconditioner via a coarse space correction. In two-level methods, a small problem of size typically the number of subdomains couples all subdomains at each iteration. Note that here the term *scalable* refers to the number of iterations. In real applications, scalability is defined in terms of the total computing time. When measured by the computing time, the two-level methods are often not scalable for large scale calculation because the coarse grid solver is not scalable. As a result, a multilevel (more than two) approach is often necessary.

To illustrate the need of a coarse space, in Figure 4.2 we consider a 2D problem decomposed into 2×2 , 4×4 and 8×8 subdomains. For each domain decomposition, we have two curves: one with a one-level method which has longer and longer plateaus and the second curve with a coarse grid correction which is denoted by M2 for which plateaus are much smaller. The problem of one level methods and its cure are also well illustrated in Figure 4.3 for a domain decomposition into 64 strips as well as in Table 4.1. The one level method has a long plateau in the convergence whereas with a coarse space correction convergence is quite fast. We also see that for the one-level curves, the plateau has a size proportional to the number of subdomains in one direction. This can be understood by looking at Figure 4.4 where we plot the slow decrease of the error for a one dimensional Poisson problem.

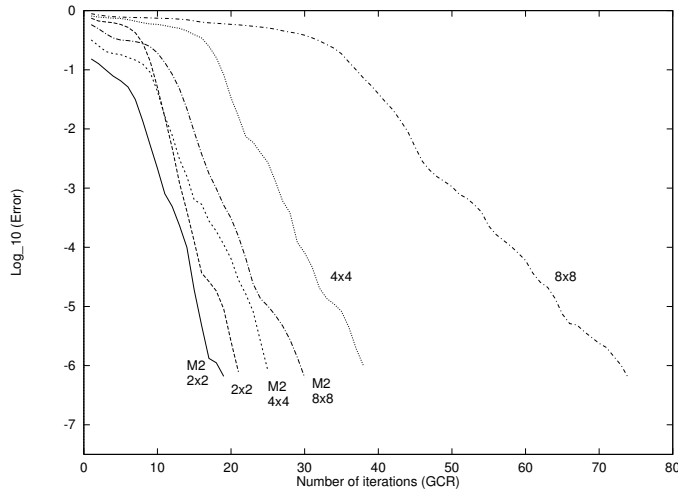


Figure 4.2: Japhet, Nataf, Roux (1998)

From the linear algebra point of view, stagnation in the convergence of one-level Schwarz methods corresponds to a few very low eigenvalues in the spectrum of the preconditioned problem. Using preconditioners M_{ASM}^{-1} or M_{RAS}^{-1} , we can remove the influence of very large eigenvalues of the coefficient matrix, which correspond to high frequency modes. It has been proved that for a SPD (symmetric positive definite) matrix, the largest eigenvalue of the preconditioned system by M_{ASM}^{-1} is bounded by the number of colors needed for the overlapping decomposition such that different colors are used for adjacent subdomains, see [179] or [164] for instance. But the small eigenvalues still exist and hamper the convergence. These small eigenvalues correspond to low frequency modes and represent a certain global information with which we have to deal efficiently.

A classical remedy consists in the introduction of a *coarse grid* or *coarse space correction* that couples all subdomains at each iteration of the iterative method. This is closely related to deflation technique classical in linear algebra, see Nabben and Vuik's paper [178] and references therein. This is connected as well to augmented or recycled Krylov space methods, see e.g. [73], [149] [163] or [21] and references therein.

Suppose we have identified the modes corresponding to the slow convergence of the iterative method used to solve the linear system:

$$A\mathbf{x} = \mathbf{b}$$

with a preconditioner M , in our case a domain decomposition method. That is, we have some a priori knowledge on the small eigenvalues of the preconditioned system $M^{-1}A$. For a Poisson problem, these slow modes correspond to constant functions that are in the null space (kernel) of the Laplace operators. For a homogeneous elasticity problem, they correspond to the rigid

body motions.

Let us call Z the rectangular matrix whose columns correspond to these slow modes. There are algebraic ways to incorporate this information to accelerate the method. We give here the presentation that is classical in domain decomposition, see e.g. [133] or [179]. In the case where A is SPD, the starting point is to consider the minimization problem

$$\min_{\beta} \|A(\mathbf{y} + Z\beta) - \mathbf{b}\|_{A^{-1}}.$$

It corresponds to finding the best correction to an approximate solution \mathbf{y} by a vector $Z\beta$ in the vector space spanned by the n_c columns of Z . This problem is equivalent to

$$\min_{\beta \in \mathbb{R}^{n_c}} 2(\mathbf{A}\mathbf{y} - \mathbf{b}, Z\beta)_2 + (AZ\beta, Z\beta)_2$$

and whose solution is:

$$\beta = (Z^T AZ)^{-1} Z^T (\mathbf{b} - \mathbf{A}\mathbf{y}).$$

Thus, the correction term is:

$$Z\beta = Z (Z^T AZ)^{-1} Z^T \underbrace{(\mathbf{b} - \mathbf{A}\mathbf{y})}_{\mathbf{r}}.$$

This kind of correction is called a Galerkin correction. Let $R_0 := Z^T$ and $\mathbf{r} = \mathbf{b} - \mathbf{A}\mathbf{y}$ be the residual associated to the approximate solution \mathbf{y} . We have just seen that the best correction that belongs to the vector space spanned by the columns of Z reads:

$$Z\beta = R_0^T \beta = R_0^T (R_0 A R_0^T)^{-1} R_0 \mathbf{r}.$$

When using such an approach with an additive Schwarz method (ASM) as defined in eq. (1.29), it is natural to introduce an additive correction to the additive Schwarz method.

Definition 4.1.3 (Two-level additive Schwarz preconditioner) *The two-level additive Schwarz preconditioner is defined as*

$$M_{ASM,2}^{-1} := R_0^T (R_0 A R_0^T)^{-1} R_0 + \sum_{i=1}^N R_i^T (R_i A R_i^T)^{-1} R_i \quad (4.1)$$

where the R_i 's ($1 \leq i \leq N$) are the restriction operators to the overlapping subdomains and $R_0 = Z^T$.

Remark 4.1.1 *This definition suggests the following remarks.*

| N subdomains | Schwarz | With coarse grid |
|--------------|---------|------------------|
| 4 | 18 | 25 |
| 8 | 37 | 22 |
| 16 | 54 | 24 |
| 32 | 84 | 25 |
| 64 | 144 | 25 |

Table 4.1: Iteration counts for a Poisson problem on a domain decomposed into strips. The number of unknowns is proportional to the number of subdomains (weak scalability).

- *The structure of the two level preconditioner $M_{ASM,2}^{-1}$ is the same that of the one level method.*
- *Compared to the one level Schwarz method where only local subproblems have to be solved in parallel, the two-level method adds the solving of a linear system of matrix $R_0 A R_0^T$ which is global in nature. This global problem is called coarse problem.*
- *The coarse problem couples all subdomains at each iteration but its matrix is a small $O(N \times N)$ square matrix and the extra cost is negligible compared to the gain provided the number of subdomains is not too large.*

In Table 4.1 we display the iteration counts for a decomposition of the domain in an increasing number of subdomains. In figure 4.3, we see that without a coarse grid correction, the convergence curve of the one level Schwarz method has a very long plateau that can be bypassed by a two-level method.

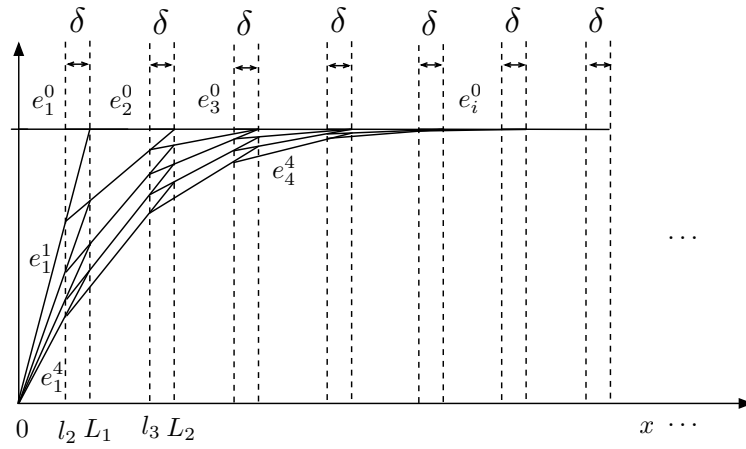


Figure 4.4: Convergence of the error for the one level Schwarz method in the 1D case.

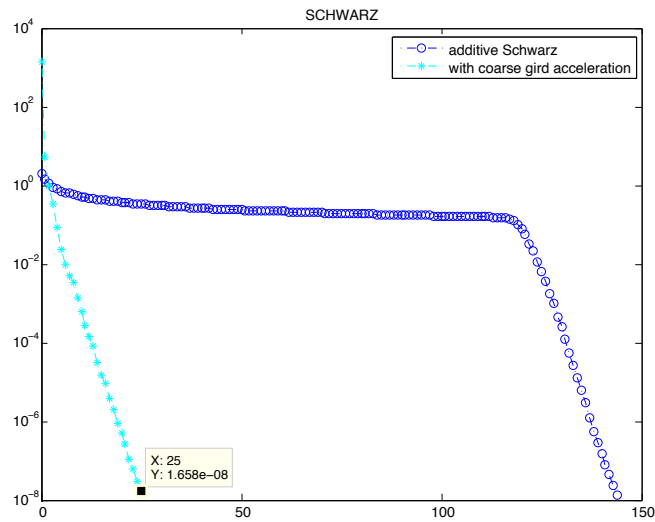


Figure 4.3: Convergence curves with and without a coarse space correction for a decomposition into 64 strips

4.2 Nicolaidis coarse space

We give here a precise definition to the rectangular matrix Z for a Poisson problem. This construction was introduced in Nicolaidis [146]. We take Z so that it has a domain decomposition structure. Z is defined by vectors which have local support in the subdomains and so that the constant function $\mathbf{1}$ belongs to the vector space spanned by the columns of Z .

Recall first that we have a discrete partition of unity (see § 1.3) in the following sense: let \mathcal{N}_i be subsets of indices, D_i be diagonal matrices, $1 \leq i \leq N$:

$$D_i : \mathbb{R}^{\#\mathcal{N}_i} \mapsto \mathbb{R}^{\#\mathcal{N}_i} \quad (4.2)$$

so that we have:

$$\sum_{i=1}^N R_i^T D_i R_i = Id.$$

With these ingredients we are ready to provide the definition of what we will further call *classical* or *Nicolaides coarse space*.

Definition 4.2.1 (Nicolaides coarse space) *We define Z as the matrix whose i -th column is*

$$Z_i := R_i^T D_i R_i \mathbf{1} \quad \text{for } 1 \leq i \leq N \quad (4.3)$$

where $\mathbf{1}$ is the vector of dimension \mathcal{N} full of ones. The global structure of Z is thus the following:

$$Z = \begin{bmatrix} D_1 R_1 \mathbf{1} & 0 & \cdots & 0 \\ 0 & D_2 R_2 \mathbf{1} & \ddots & \\ \vdots & \ddots & \ddots & 0 \\ 0 & 0 & 0 & D_N R_N \mathbf{1} \end{bmatrix}. \quad (4.4)$$

Numerical results of Figures 4.3 and Table 4.1 have been obtained by a two-level Schwarz preconditioner (4.1) where $R_0 = Z^T$ with Z being defined by (4.4).

4.2.1 Nicolaides coarse space using FreeFem++

We provide FreeFem++ scripts that will illustrate numerically the performance of the Nicolaides coarse space. We need first to build matrix Z whose expression is given in (4.4),

```

// Build coarse space
for(int i=0;i<npart;++i)
4 {
  Z[i]=1.;
  // Z[i][] = Z[i][].*intern[];
  real[int] zit = Rih[i]*Z[i][];
8  real[int] zitemp = Dih[i]*zit;
  Z[i][]=Rih[i]*zitemp;
}

```

Listing 4.1: ./FreefemCommon/coarsespace.idp

then the coarse matrix $A_0 = Z^T A Z = R_0 A R_0^T$,

```

13 real[int,int] Ef(npart,npart); // E = Z^T*A*Z
for(int i=0;i<npart;++i)
{
  real[int] vaux = A(Z[i][]);
17 for(int j=0;j<npart;++j)
  {
    Ef(j,i) = Z[j][]*vaux;
  }
21 }
matrix E;
E = Ef;
set(E,solver=UMFPACK);

```

Listing 4.2: ./FreefemCommon/coarsespace.idp

the coarse solver $Q = R_0^T (R_0 A R_0^T)^{-1} R_0$

```

func real[int] Q(real[int] &l) // Q = Z*E^-1*Z^T
{
29 real[int] res(l.n);
  res=0.;
  real[int] vaux(npart);
  for(int i=0;i<npart;++i)
33 {
    vaux[i]=Z[i][]*l;
  }
  real[int] zaux=E^-1*vaux; // zaux=E^-1*Z^T*l
37 for(int i=0;i<npart;++i) // Z*zaux
  {
    res +=zaux[i]*Z[i][];
  }
41 return res;
}

```

Listing 4.3: ./FreefemCommon/coarsespace.idp

the projector outside the coarse space $P = I - QA$ and its transpose $P^T = I - AQ$.

```

45 func real[int] P(real[int] &l) // P = I - A*Q
   {
     real[int] res=Q(l);
     real[int] res2=A(res);
49   res2 -= l;
     res2 *= -1.;
     return res2;
   }
53 func real[int] PT(real[int] &l) // P^T = I-Q*A
   {
     real[int] res=A(l);
     real[int] res2=Q(res);
57   res2 -= l;
     res2 *= -1.;
     return res2;
   }

```

Listing 4.4: ./FreefemCommon/coarsespace.idp

Based on the previous quantities, we can build two versions of the additive Schwarz preconditioner. First the classical one, called AS2 corresponding to the formula (4.1) and then, the alternative version $Q + P^T M_{AS,1}^{-1} P$

```

func real[int] AS2(real[int] &r){
   real[int] z = Q(r);
   real[int] aux = AS(r);
   z += aux;
   return z;
}
12 func real[int] BNN(real[int] &u) // precondition BNN
   {
     real[int] aux1 = Q(u);
     real[int] aux2 = P(u);
16   real[int] aux3 = AS(aux2);
     aux2 = PT(aux3);
     aux2 += aux1;
     return aux2;
20 }

```

Listing 4.5: ./COARSEGRID/FreefemProgram/PCG-CS.idp

After that we can use one of these inside a preconditioned conjugate gradient. Finally the main program script is given by AS2-PCG.edp, whose first part is identical as in the case of the one-level method.




Figure 4.5: Decomposition into subdomains

```

include "../FreefemCommon/matvecAS.idp"
include "../FreefemCommon/coarsespace.idp"
24 include "PCG-CS.idp"
Vh un = 0, sol; // initial guess un and final solution
cout << "Schwarz Dirichlet algorithm" << endl;
sol[] = myPCG(un[], tol, maxit); // PCG with initial guess un
28 plot(sol,cmm=" Final solution", wait=1,dim=3,fill=1,value=1);
Vh er = sol-uglob;
cout << " Final error: " << er[].linfity << endl;

```

Listing 4.6: ./COARSEGRID/FreefemProgram/AS2-PCG.edp

An identical thing can be performed for the non-symmetric preconditioner, by simply replacing `AS` by `RAS` in the two versions of the preconditioners. After that we can use one of these inside a `BiCGstab` or a `GMRES`.

```

6 func real[int] RAS2(real[int] & r){
  real[int] z = Q(r);
  real[int] aux = RAS(r);
  z += aux;
10  return z;
}
func real[int] BNN(real[int] &u) // precondition BNN
{
14  real[int] aux1 = Q(u);
  real[int] aux2 = P(u);
  real[int] aux3 = RAS(aux2);
  aux2 = PT(aux3);
18  aux2 += aux1;
  return aux2;
}

```

Listing 4.7: ./COARSEGRID/FreefemProgram/BiCGstab-CS.idp

We perform now the following numerical experiment: consider a uniform decomposition into $n \times n$ square subdomains where each domain has 20×20 discretization points with two layers of overlap. We see that in the absence of the coarse space, the iteration number of a Schwarz method used as a preconditioner in a Krylov method, depends linearly on the number of

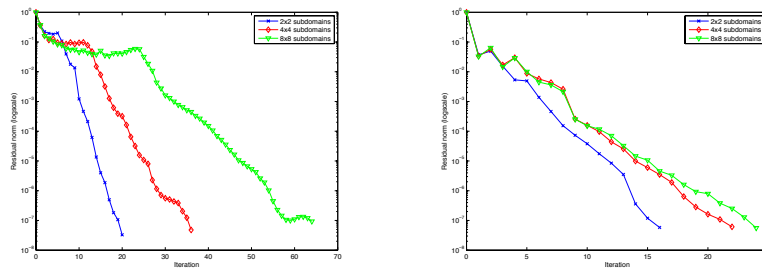


Figure 4.6: Convergence history without and with coarse space for various domain decompositions

subdomains in one direction. By introducing the Nicolaides coarse space we remove this dependence on the number of subdomains.

Chapter 5

Theory of two-level Additive Schwarz methods

In this chapter we first introduce first the spectral coarse space which generalizes the idea of Nicolaides coarse space. In order to quantify the action of this new preconditioner we need to estimate the condition number of the preconditioned matrix $M_{ASM,2}^{-1}A$. This requires a theoretical framework allowing a functional analysis of the condition number of the two-level Schwarz method with this spectral coarse space.

5.1 Introduction of a spectral coarse space

In this section we introduce a more general coarse space construction that reduces to that of Nicolaides for a particular choice of a threshold parameter. This new construction answers to the natural question on how to enrich the coarse space by allowing it to have a size larger than the number of subdomains. This enrichment is mainly motivated by the complexity of the problem to solve, which is often a result of highly heterogeneous coefficients. We will try to keep it for the moment as elementary as possible without any theoretical convergence proof in this chapter.

Classical coarse spaces are known to give good results when the jumps in

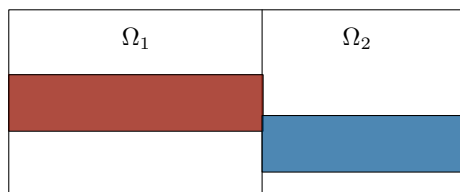


Figure 5.1: Coefficient α varying along and across the interface.

the coefficients are across subdomain interfaces (see e.g. [62, 129, 47, 48]) or inside the subdomains and not near their boundaries (cf. [155, 154]). However, when the discontinuities are along subdomain interfaces, classical methods do not work anymore. In [142], we proposed the construction of a coarse subspace for a scalar elliptic positive definite operator, which leads to a two-level method that is observed to be robust with respect to heterogeneous coefficients for fairly arbitrary domain decompositions, e.g. provided by an automatic graph partitioner such as METIS or SCOTCH [117, 24]. This method was extensively studied from the numerical point of view in [143]. The main idea behind the construction of the coarse space is the computation of the low-frequency modes associated with a generalized eigenvalue problem based on the Dirichlet-to-Neumann (DtN) map on the boundary of each subdomain. We use the harmonic extensions of these low-frequency modes to the whole subdomain to build the coarse space. With this method, even for discontinuities along (rather than across) the subdomain interfaces (cf. Fig. 5.1), the iteration counts are robust to arbitrarily large jumps of the coefficients leading to a very efficient, automatic preconditioning method for scalar heterogeneous problems. As usual with domain decomposition methods, it is also well suited for parallel implementation as it has been illustrated in [115].

We first motivate why the use of spectral information local to the subdomains is the key ingredient in obtaining an optimal convergence. A full mathematical analysis of the two-level method will be given in chapter 5.

We now propose a construction of the coarse space that will be suitable for parallel implementation and efficient for arbitrary domain decompositions and highly heterogeneous problems such as the Darcy problem with Dirichlet boundary conditions:

$$-\operatorname{div}(\alpha \nabla u) = f, \quad \text{in } \Omega$$

where α can vary of several orders of magnitude, typically between 1 and 10^6 .

We still choose Z such that it has the form

$$Z = \begin{bmatrix} W^1 & 0 & \dots & 0 \\ \vdots & W^2 & \dots & 0 \\ \vdots & \vdots & \dots & \vdots \\ 0 & 0 & \dots & W^N \end{bmatrix}, \quad (5.1)$$

where N is the number of overlapping subdomains. But W^i is now a rectangular matrix whose columns are based on the harmonic extensions of the eigenvectors corresponding to small eigenvalues of the DtN map in each subdomain Ω_i multiplied by the local component of the partition of unity, see definition 5.5.1. Note that the sparsity of the coarse operator

$E = Z^T AZ$ is a result of the sparsity of Z . The nonzero components of E correspond to adjacent subdomains.

More precisely, let us consider first at the continuous level the Dirichlet to Neumann map DtN_{Ω_i} .

Definition 5.1.1 (Dirichlet-to-Neumann map) *For any function defined on the interface $u_{\Gamma_i} : \Gamma_i \mapsto \mathbb{R}$, we consider the Dirichlet-to-Neumann map*

$$\text{DtN}_{\Omega_i}(u_{\Gamma_i}) = \frac{\partial v}{\partial \mathbf{n}_i} \Big|_{\Gamma_i},$$

where $\Gamma_i := \partial\Omega_i \setminus \partial\Omega$ and v satisfies

$$\begin{cases} -\text{div}(\alpha \nabla v) = 0, & \text{in } \Omega_i, \\ v = u_{\Gamma_i}, & \text{on } \Gamma_i, \\ v = 0, & \text{on } \partial\Omega_i \cap \partial\Omega. \end{cases} \quad (5.2)$$

If the subdomain is not a floating one (i.e. $\partial\Omega_i \cap \partial\Omega \neq \emptyset$), we use on $\partial\Omega_i \cap \partial\Omega$ the boundary condition from the original problem $v = 0$.

To construct the coarse grid subspace, we use some low frequency modes of the DtN operator by solving the following eigenvalue problem

$$\text{DtN}_{\Omega_i}(u) = \lambda u. \quad (5.3)$$

In order to obtain the variational formulation of (5.3) we multiply (5.2) by a test function w , equal to zero on $\partial\Omega_i \cap \partial\Omega$

$$\int_{\Omega_i} \alpha \nabla v \cdot \nabla w - \int_{\Gamma_i} \alpha \frac{\partial v}{\partial \mathbf{n}_i} w = 0.$$

By using the fact that

$$\alpha \frac{\partial v}{\partial \mathbf{n}_i} = \lambda \alpha v \text{ on } \Gamma_i \text{ and } w = 0 \text{ on } \partial\Omega_i \cap \partial\Omega$$

we get the variational formulation of the eigenvalue problem of the local Dirichlet-to-Neumann map

$$\boxed{\text{Find } (v, \lambda) \text{ such that } \int_{\Omega_i} \alpha \nabla v \cdot \nabla w = \lambda \int_{\partial\Omega_i} \alpha v w, \quad \forall w.} \quad (5.4)$$

We now motivate our choice of this coarse space based on DtN map. We write the original Schwarz method at the continuous level, where the domain Ω is decomposed in a one-way partitioning. The error e_i^n between the current iterate at step n of the algorithm and the solution $u_{|\Omega_i}$ ($e_i^n := u_i^n - u_{|\Omega_i}$) in subdomain Ω_i at step n of the algorithm is harmonic

$$-\text{div}(\alpha \nabla e_i^{n+1}) = 0 \text{ in } \Omega_i. \quad (5.5)$$

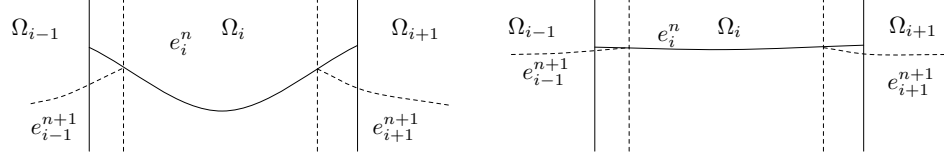


Figure 5.2: Fast or slow convergence of the Schwarz algorithm.

On the 1D example sketched in Figure 5.2, we see that the rate of convergence of the algorithm is related to the decay of the harmonic functions e_i^n in the vicinity of $\partial\Omega_i$ via the subdomain boundary condition. Indeed, a small value for this BC leads to a smaller error in the entire subdomain thanks to the maximum principle. That is, a fast decay for this value corresponds to a large eigenvalue of the DtN map whereas a slow decay corresponds to small eigenvalues of this map because the DtN operator is related to the normal derivative at the interface and the overlap is thin. Thus the small eigenvalues of the DtN map are responsible for the slow convergence of the algorithm and it is natural to incorporate them in the coarse grid space.

5.1.1 Spectral coarse spaces for other problems

Construction of coarse spaces is also a challenge for other class of problems, such as compressible and incompressible flows in [3] and to indefinite problems such as Helmholtz equations in [34]. In the latter, the construction of the coarse space is completely automatic and robust. The construction of the DtN coarse space inherently respects variations in the wave number, making it possible to treat heterogeneous Helmholtz problems. Moreover, it does not suffer from ill-conditioning as the standard approach based on plane waves (see [76],[74], [119]).

5.2 Variational setting

We consider the variational formulation of a Poisson boundary value problem with Dirichlet boundary conditions: Find $u \in H_0^1(\Omega)$, for a given polygonal (polyhedral) domain $\Omega \subset \mathbb{R}^d$ ($d = 2$ or 3) and a source term $f \in L_2(\Omega)$, such that

$$\underbrace{\int_{\Omega} \nabla u \cdot \nabla v}_{\equiv a(u, v)} = \underbrace{\int_{\Omega} f(\mathbf{x})v(\mathbf{x})}_{\equiv (f, v)}, \quad \text{for all } v \in H_0^1(\Omega). \quad (5.6)$$

For any domain $D \subset \Omega$ we need the usual norm $\|\cdot\|_{L_2(D)}$ and seminorm $|\cdot|_{H^1(D)}$, as well as the L_2 inner product $(v, w)_{L_2(D)}$. To simplify notations we write:

$$\|v\|_{0,D}^2 = \int_D v^2,$$

and the seminorm $|\cdot|_{a,D}$ is defined by

$$|v|_{a,D}^2 = \int_D |\nabla v|^2.$$

When $D = \Omega$ we omit the domain from the subscript and write $\|\cdot\|_0$ and $|\cdot|_a$ instead of $\|\cdot\|_{0,\Omega}$ and $|\cdot|_{a,\Omega}$ respectively. Note that the seminorm $|\cdot|_a$ becomes a norm on $H_0^1(\Omega)$.

Finally, we will also need averages and norms defined on $(d-1)$ -dimensional manifolds $X \subset \mathbb{R}^d$, namely for any $v \in L_2(X)$ we define

$$\bar{v}^X := \frac{1}{|X|} \int_X v \quad \text{and} \quad \|v\|_{0,X}^2 := \int_X v^2.$$

where $|X|$ is the measure of the manifold X .

We consider a discretization of the variational problem (5.6) with P1 continuous, piecewise linear finite elements (FE). To define the FE spaces and the approximate solution, we assume that we have a shape regular, simplicial triangulation \mathcal{T}_h of Ω . The standard space of continuous and piecewise linear (w.r.t \mathcal{T}_h) functions is then denoted by V_h , and the subspace of functions from V_h that vanish on the boundary of Ω by $V_{h,0}$. Note that $V_{h,0} = V_h \cap H_0^1(\Omega)$. Denote by $\{\phi_k\}_{k \in \mathcal{N}}$ the basis of $V_{h,0}$ and $\{x_k\}_{k \in \mathcal{N}}$ the associated nodes in Ω . Let us write the discrete FE problem that we want to solve: Find $u_h \in V_{h,0}$ such that

$$a(u_h, v_h) = (f, v_h), \quad \text{for all } v_h \in V_{h,0}. \quad (5.7)$$

which gives the matrix form

$$\mathbf{A}\mathbf{U} = \mathbf{F}, \quad A_{ij} = a(\phi_j, \phi_i), \quad F_i = (f, \phi_i), \quad \forall i, j \in \mathcal{N}.$$

so that $u_h = \sum_{k \in \mathcal{N}} U_k \phi_k$ where $\mathbf{U} = (U_k)_{k \in \mathcal{N}}$.

For technical reasons, we also need the standard nodal value interpolation operator I_h from $C(\bar{\Omega})$ to $V_h(\Omega)$:

$$I_h(v) := \sum_{k \in \mathcal{N}} v(x_k) \phi_k.$$

This interpolant is known to be stable in the sense that there exists a constant $C_{I_h} > 0$ such that for all continuous, piecewise quadratic (w.r.t. \mathcal{T}_h) function v , we have:

$$\|I_h(v)\|_a \leq C_{I_h} \|v\|_a. \quad (5.8)$$

5.3 Additive Schwarz setting

In order to automatically construct a robust two-level Schwarz preconditioner, we first partition our domain Ω into a set of non-overlapping subdomains $\{\Omega'_j\}_{j=1}^N$ resolved by \mathcal{T}_h using for example a graph partitioner such as

METIS [117] or SCOTCH [24]. Each subdomain Ω'_j is then extended to a domain Ω_j by adding one or several layers of mesh elements in the sense of Definition 5.3.1, thus creating an overlapping decomposition $\{\Omega_j\}_{j=1}^N$ of Ω (see Figure 1.8).

Definition 5.3.1 *Given an open subset $D' \subset \Omega$ which is resolved by \mathcal{T}_h , the extension of D' by one layer of elements is*

$$D = \text{Int}\left(\bigcup_{k \in \overline{\text{dof}}(D')} \text{supp}(\phi_k)\right), \quad \text{where } \overline{\text{dof}}(D') := \{k \in \mathcal{N} : \text{supp}(\phi_k) \cap D' \neq \emptyset\},$$

and $\text{Int}(\cdot)$ denotes the interior of a domain. Extensions by more than one layer can then be defined recursively.

The proof of the following lemma is a direct consequence of Definition 5.3.1.

Lemma 5.3.1 *For every degree of freedom k , with $k \in \mathcal{N}$, there is a subdomain Ω_j , with $1 \leq j \leq N$, such that $\text{supp}(\phi_k) \subset \bar{\Omega}_j$.*

Note that in the case of P1 finite elements the degrees of freedom are in fact the values of the unknown function in the vertices of the mesh.

Definition 5.3.2 (Number of overlapping domains) *We define*

$$k_0 = \max_{\tau \in \mathcal{T}_h} \left(\#\{\Omega_j : 1 \leq j \leq N, \tau \subset \Omega_j\} \right).$$

as the maximum number of subdomains to which one cell can belong.

Another ingredient of a decomposition is the following:

Definition 5.3.3 (Number of colors) *We define the number N_c as the minimum number of colors we can use to color a decomposition such as any two neighboring domains have different colors.*

Note that there is an obvious relation: $k_0 \leq N_c$.

Definition 5.3.4 (Overlapping parameter) *We define for each domain the overlapping parameter as*

$$\delta_j := \inf_{\mathbf{x} \in \Omega_j \setminus \cup_{i \neq j} \bar{\Omega}_i} \text{dist}(\mathbf{x}, \partial\Omega_j \setminus \partial\Omega). \quad (5.9)$$

Lemma 5.3.2 (Partition of unity) *With k_0 as in Definition 5.3.2, there exist functions $\{\chi_j\}_{j=1}^N \subset V_h(\Omega)$ such that*

- $\chi_j(\mathbf{x}) \in [0, 1], \forall \mathbf{x} \in \bar{\Omega}$,

- $\text{supp}(\chi_j) \subset \bar{\Omega}_j$,
- $\sum_{j=1}^N \chi_j(\mathbf{x}) = 1, \forall \mathbf{x} \in \bar{\Omega}$,
- $|\nabla \chi_j| \leq C_\chi \delta_j^{-1}$.

Proof Let

$$d_j(\mathbf{x}) := \begin{cases} \text{dist}(\mathbf{x}, \partial\Omega_j \setminus \partial\Omega), & \mathbf{x} \in \Omega_j, \\ 0, & \mathbf{x} \in \Omega \setminus \Omega_j \end{cases}$$

Then it is enough to set

$$\chi_j(\mathbf{x}) := I_h \left(\frac{d_j(\mathbf{x})}{\sum_{j=1}^N d_j(\mathbf{x})} \right).$$

The first three properties are obvious, the last one can be found in [179], page 57. \blacksquare

Note that with the help of partition of unity of functions $\{\chi_j\}_{j=1}^N$ defined on Ω , subordinate to the overlapping decomposition $\{\Omega_j\}_{j=1}^N$ we can define

$$\Omega_j^\circ := \{\mathbf{x} \in \Omega_j : \chi_j(\mathbf{x}) < 1\}$$

as the boundary layer of Ω_j that is overlapped by neighboring domains. Now, for each $j = 1, \dots, N$, let

$$V_h(\Omega_j) := \{v|_{\Omega_j} : v \in V_h\}$$

denote the space of restrictions of functions in V_h to Ω_j . Furthermore, let

$$V_{h,0}(\Omega_j) := \{v|_{\Omega_j} : v \in V_h, \text{supp}(v) \subset \bar{\Omega}_j\}$$

denote the space of finite element functions supported in Ω_j . By definition, the extension by zero of a function $v \in V_{h,0}(\Omega_j)$ to Ω lies again in V_h . We denote the corresponding extension operator by

$$E_j : V_{h,0}(\Omega_j) \rightarrow V_h. \quad (5.10)$$

Lemma 5.3.1 guarantees that $V_h = \sum_{j=1}^N E_j V_{h,0}(\Omega_j)$. The adjoint of E_j

$$E_j^\top : V_h' \rightarrow V_{h,0}(\Omega_j)',$$

called the restriction operator, is defined by $\langle E_j^\top g, v \rangle = \langle g, E_j v \rangle$ (where $\langle \cdot, \cdot \rangle$ denotes the duality pairing), for $v \in V_{h,0}(\Omega_j)$, $g \in V_h'$. However, for the sake of simplicity, we will often leave out the action of E_j and view $V_{h,0}(\Omega_j)$ as a subspace of V_h .

The final ingredient is a coarse space $V_0 \subset V_h$ which will be defined later. Let $E_0 : V_0 \rightarrow V_h$ denote the natural embedding and E_0^\top its adjoint. Then the two-level additive Schwarz preconditioner (in matrix form) reads

$$M_{ASM,2}^{-1} = R_0^T A_0^{-1} R_0 + \sum_{j=1}^N R_j^T A_j^{-1} R_j, \quad A_0 := R_0 A R_0^T \quad \text{and} \quad A_j := R_j A R_j^T, \quad (5.11)$$

where R_j, R_0 are the matrix representations of E_j^\top and E_0^\top with respect to the basis $\{\phi_k\}_{k \in \mathcal{N}}$ and the chosen basis of the coarse space V_0 which will be specified later.

As usual for standard elliptic BVPs, A_j corresponds to the original (global) system matrix restricted to subdomain Ω_j with Dirichlet conditions on the artificial boundary $\partial\Omega_j \setminus \partial\Omega$.

On each of the local spaces $V_{h,0}(\Omega_j)$ the bilinear form $a_{\Omega_j}(\cdot, \cdot)$ is positive definite since

$$a_{\Omega_j}(v, w) = a(E_j v, E_j w), \quad \text{for all } v, w \in V_{h,0}(\Omega_j),$$

and because $a(\cdot, \cdot)$ is coercive on V_h . For the same reason, the matrix A_j in (5.11) is invertible. An important ingredient in the definition of Schwarz algorithms are the following operators:

$$\tilde{\mathcal{P}}_j : V_h \rightarrow V_{h,0}(\Omega_j), \quad a_{\Omega_j}(\tilde{\mathcal{P}}_j u, v_j) = a(u, E_j v_j), \quad \forall v_j \in V_{h,0}(\Omega_j).$$

and

$$\mathcal{P}_j = E_j \tilde{\mathcal{P}}_j : V_h \rightarrow V_h, \quad j = 1 \dots N.$$

Lemma 5.3.3 (Properties of \mathcal{P}_i) *The operators \mathcal{P}_j are projectors which are self-adjoint with respect to the scalar product induced by $a(\cdot, \cdot)$ and positive semi-definite.*

Proof By definition of $\tilde{\mathcal{P}}_j, \mathcal{P}_j$ and a_{Ω_j} we have

$$\begin{aligned} a(\mathcal{P}_j u, v) &= a(E_j \tilde{\mathcal{P}}_j u, v) = a(v, E_j \tilde{\mathcal{P}}_j u) \\ &= a_{\Omega_j}(\tilde{\mathcal{P}}_j u, \tilde{\mathcal{P}}_j v) = a(E_j \tilde{\mathcal{P}}_j u, E_j \tilde{\mathcal{P}}_j v) = a(\mathcal{P}_j u, \mathcal{P}_j v). \end{aligned} \quad (5.12)$$

Similarly we have $a(u, \mathcal{P}_j v) = a(\mathcal{P}_j v, u) = a(\mathcal{P}_j v, \mathcal{P}_j u)$ which proves that $a(\mathcal{P}_j u, v) = a(u, \mathcal{P}_j v)$, that is \mathcal{P}_j is self-adjoint w.r.t a scalar product.

They are also projectors since by (5.12)

$$a(\mathcal{P}_j u, v) = a(\mathcal{P}_j u, \mathcal{P}_j v) = a(\mathcal{P}_j^2 u, \mathcal{P}_j v) = a(\mathcal{P}_j^2 u, v).$$

As a consequence of the coercivity of the bilinear forms a_{Ω_j} we have

$$a(\mathcal{P}_j u, u) = a(E_j \tilde{\mathcal{P}}_j u, u) = a(u, E_j \tilde{\mathcal{P}}_j u) = a_{\Omega_j}(\tilde{\mathcal{P}}_j u, \tilde{\mathcal{P}}_j u) \geq 0.$$

We will denote the *additive Schwarz operator* by

$$\mathcal{P}_{ad} = \sum_{i=0}^N \mathcal{P}_i = \sum_{i=0}^N E_j \tilde{\mathcal{P}}_j$$

We can give an interpretation for the above from the linear algebra point of view. In this case if we denote by \tilde{P}_j and P_j the matrix counterparts of $\tilde{\mathcal{P}}_j$ and \mathcal{P}_j w.r.t. the finite element basis $\{\phi_k\}_{k \in \mathcal{N}}$ we get

$$\tilde{P}_j = A_j^{-1} R_j A, P_j = R_j^T A_j^{-1} R_j A.$$

Taking into account (5.11), then the *additive* matrix which corresponds to the “parallel” or block-Jacobi version of the original Schwarz method is then given

$$P_{ad} := M_{ASM,2}^{-1} A = \sum_{i=0}^N P_i. \quad (5.13)$$

A measure of the convergence is the condition number of P_{ad} , $\kappa(P_{ad})$ which can be computed using its biggest and the smallest eigenvalues (which are real since P_{ad} is self-adjoint w.r.t to the a -inner product):

$$\lambda_{max}(P_{ad}) = \sup_{u \in V_h} \frac{a(P_{ad}u, u)}{a(u, u)}, \lambda_{min}(P_{ad}) = \inf_{u \in V_h} \frac{a(P_{ad}u, u)}{a(u, u)}.$$

5.4 Abstract theory for the two-level ASM

We present here the abstract framework for additive Schwarz methods (see [179, Chapter 2]). In the following we summarize the most important ingredients.

Lemma 5.4.1 (Upper bound of the eigenvalues of P_{ad}) *With N_c as in Definition 5.3.3, the largest eigenvalue of the additive Schwarz operator preconditioned operator $P_{ad} = M_{ASM,2}^{-1} A$ is bounded as follows*

$$\lambda_{max}(P_{ad}) \leq N_c + 1.$$

Proof We start by proving that

$$\lambda_{max}(P_{ad}) \leq N + 1.$$

By using the fact that \mathcal{P}_i are a -orthogonal projectors, we get for all $u \in V_h$:

$$\frac{a(\mathcal{P}_i u, u)}{\|u\|_a^2} = \frac{a(\mathcal{P}_i u, \mathcal{P}_i u)}{\|u\|_a^2} \leq 1$$

which implies:

$$\lambda_{max}(P_{ad}) = \sup_{u \in V_h} \sum_{i=0}^N \frac{a(\mathcal{P}_i u, u)}{\|u\|_a^2} \leq \sum_{i=0}^N \sup_{u \in V_h} \frac{a(\mathcal{P}_i u, u)}{\|u\|_a^2} \leq N + 1.$$

As for the estimate with a bound on the maximum number colors, we proceed in the following way. By assumption, there are N_c sets of indices Θ_i , $i = 1, \dots, N_c$, such that all subdomains Ω_j for $j \in \Theta_i$ have no intersection with one another. Then,

$$\mathcal{P}_{\Theta_i} := \sum_{j \in \Theta_i} \mathcal{P}_j, \quad i = 1, \dots, N_c.$$

are again an a -orthogonal projectors to which we can apply the same reasoning to get to the conclusion. Note that this result can be further improved to $\lambda_{max}(P_{ad}) \leq k_0$ where k_0 is the maximum multiplicity of the intersection between subdomains, see[179]. \blacksquare

Definition 5.4.1 (Stable decomposition) *Given a coarse space $V_0 \subset V_h$, local subspaces $\{V_{h,0}(\Omega_j)\}_{1 \leq j \leq N}$ and a constant C_0 , a C_0 -stable decomposition of $v \in V_h$ is a family of functions $\{v_j\}_{0 \leq j \leq N}$ that satisfies*

$$v = \sum_{j=0}^N E_j v_j, \quad \text{with } v_0 \in V_0, \quad v_j \in V_{h,0}(\Omega_j), \quad \text{for } j \geq 1, \quad (5.14)$$

and

$$\sum_{j=0}^N \|v_j\|_{a,\Omega_j}^2 \leq C_0^2 \|v\|_a^2. \quad (5.15)$$

Theorem 5.4.1 *If every $v \in V_h$ admits a C_0 -stable decomposition (with uniform C_0), then the smallest eigenvalue of $M_{ASM,2}^{-1}A$ satisfies*

$$\boxed{\lambda_{min}(M_{ASM,2}^{-1}A) \geq C_0^{-2}.} \quad (5.16)$$

Proof We use the projector properties of \mathcal{P}_j and the definitions of \mathcal{P}_j and $\tilde{\mathcal{P}}_j$ to get

$$\begin{aligned} a(\mathcal{P}_{ad}u, u) &= \sum_{j=0}^N a(\mathcal{P}_j u, u) = \sum_{j=0}^N a(\mathcal{P}_j u, \mathcal{P}_j u) \\ &= \sum_{j=0}^N a(E_j \tilde{\mathcal{P}}_j u, E_j \tilde{\mathcal{P}}_j u) = \sum_{j=0}^N a_{\Omega_j}(\tilde{\mathcal{P}}_j u, \tilde{\mathcal{P}}_j u) \\ &= \sum_{j=0}^N \|\tilde{\mathcal{P}}_j u\|_{a,\Omega_j}^2. \end{aligned} \quad (5.17)$$

On the other hand, by using the same properties, the decomposition of $u = \sum_{j=0}^N E_j u_j$ and a repeated application of the Cauchy-Schwarz inequality we get:

$$\begin{aligned} \|u\|_a^2 &= a(u, u) = \sum_{j=0}^N a(u, E_j u_j) = \sum_{j=0}^N a_{\Omega_j}(\tilde{\mathcal{P}}_j u, u_j) \\ &\leq \sum_{j=0}^N \|\tilde{\mathcal{P}}_j u\|_{a, \Omega_j} \|u_j\|_{a, \Omega_j} \leq \left(\sum_{j=0}^N \|\tilde{\mathcal{P}}_j u\|_{a, \Omega_j}^2 \right)^{1/2} \left(\sum_{j=0}^N \|u_j\|_{a, \Omega_j}^2 \right)^{1/2}. \end{aligned} \quad (5.18)$$

From (5.18) we get first that

$$\|u\|_a^4 \leq \left(\sum_{j=0}^N \|\tilde{\mathcal{P}}_j u\|_{a, \Omega_j}^2 \right) \left(\sum_{j=0}^N \|u_j\|_{a, \Omega_j}^2 \right).$$

which can be combined with (5.17) to conclude that:

$$\frac{a(\mathcal{P}_{ad} u, u)}{\|u\|_a^2} = \frac{\sum_{j=0}^N \|\tilde{\mathcal{P}}_j u\|_{a, \Omega_j}^2}{\|u\|_a^2} \geq \frac{\|u\|_a^2}{\sum_{j=0}^N \|u_j\|_{a, \Omega_j}^2}$$

We can clearly see that if the decomposition $u = \sum_{j=0}^N E_j u_j$ is C_0^2 -stable that is (5.15) is verified, then the smallest eigenvalue of P_{ad} satisfies:

$$\lambda_{\min}(P_{ad}) = \inf_{u \in V_h} \frac{a(\mathcal{P}_{ad} u, u)}{\|u\|_a^2} \geq C_0^{-2}.$$

■

From Lemma 5.4.1 and (5.16) we get the final condition number estimate.

Corollary 5.4.1 *The condition number of the Schwarz preconditioner (5.11) can be bounded by*

$$\kappa(M_{ASM,2}^{-1} A) \leq C_0^2 (N_c + 1).$$

5.5 Definition and properties of the Nicolaides and spectral coarse spaces

In the following, we will construct a C_0 -stable decomposition in a specific framework, but prior to that we will provide in an abstract setting, a sufficient and simplified condition of stability.

5.5.1 Nicolaides coarse space

The Nicolaides coarse space is made of local components associated to piecewise constant functions per subdomain. These functions are not in $V_{h,0}(\Omega_j)$ since they do not vanish on the boundary. To fix this problem, we have to distinguish between so called *floating* subdomains Ω_j which do not touch the global boundary where a Dirichlet boundary condition is imposed ($\partial\Omega \cap \partial\Omega_j = \emptyset$) and subdomains that have part of their boundary on $\partial\Omega$. For floating subdomains, we'll make use of the partition of unity functions whereas the other subdomains will not contribute to the coarse space. More precisely, we define

$$\Pi_j^{Nico} u := \begin{cases} \left(\frac{1}{|\Omega_j|} \int_{\Omega_j} u \right) \mathbf{1}_{\Omega_j} = \bar{u}^{\Omega_j} \mathbf{1}_{\Omega_j} & \text{if } \Omega_j \text{ floating} \\ 0 & \text{otherwise.} \end{cases}$$

Functions $\mathbf{1}_{\Omega_j}$ are not in $V_{h,0}(\Omega_j)$ so we'll use the partition of unity functions χ_j to build the global coarse space. Recall that I_h denotes the standard nodal value interpolation operator from $C(\bar{\Omega})$ to $V_h(\Omega)$ and define

$$\Phi_j^H := I_h(\chi_j \mathbf{1}_{\Omega_j}).$$

The coarse space is now defined as

$$V_0 := \text{span}\{\Phi_j^H : \Omega_j \text{ is a floating subdomain}\}.$$

The use of the standard nodal value interpolation operator I_h is made necessary by the fact that $\chi_j \mathbf{1}_{\Omega_j}$ is not a P1 finite element function. By construction each of the functions $\Phi_j \in V_{h,0}$, so that as required $V_0 \subset V_{h,0}$. The dimension of V_0 is the number of floating subdomains.

5.5.2 Spectral coarse space

As motivated in § 5.1, the coarse space is made of local components associated to generalized eigenvalue problems in the subdomains glued together with the partition of unity functions except that in this section we have a constant coefficient operator, see [61] for the theory with heterogeneous coefficients.

Consider the variational generalized eigenvalue problem:

$$\begin{aligned} & \text{Find } (v, \lambda) \in V_h(\Omega_j) \times \mathbb{R} \text{ such that} \\ & \int_{\Omega_j} \nabla v \cdot \nabla w = \lambda \int_{\partial\Omega_j} v w, \quad \forall w \in V_h(\Omega_j). \end{aligned} \quad (5.19)$$

Let $n_{\partial\Omega_j}$ be the number of degrees of freedom on $\partial\Omega_j$. Since the right-hand side of the generalized eigenvalue problem is an integral over the boundary

of the subdomain Ω_j , we have at most $n_{\partial\Omega_j}$ eigenpairs in (5.19). Let $(v_\ell^{(j)}, \lambda_\ell^{(j)})_{1 \leq \ell \leq n_{\partial\Omega_j}}$, denote these eigenpairs.

For some m_j ($1 \leq m_j \leq n_{\partial\Omega_j}$) the local coarse space is now defined as the span of the first m_j finite element functions $v_\ell^{(j)} \in V_h(\Omega_j)$, $1 \leq \ell \leq m_j$. For any $u \in V_h(\Omega_j)$, we can define the projection on $\text{span}\{v_\ell^{(j)}\}_{\ell=1}^{m_j}$ by

$$\Pi_j^{spec} u := \sum_{\ell=1}^{m_j} a_j(v_\ell^{(j)}, u) v_\ell^{(j)}. \quad (5.20)$$

where a_j is the local bilinear form associated to the Laplace operator on the local domain Ω_j

$$a_j(v, w) := \int_{\Omega_j} \nabla v \cdot \nabla w, \quad \forall v, w \in V_h(\Omega_j)$$

where the eigenvectors are normalized: $a_j(v_\ell^{(j)}, v_\ell^{(j)}) = 1$. Functions $v_\ell^{(j)}$ are not in $V_{h,0}(\Omega_j)$ so we'll use the partition of unity functions χ_j to build the global coarse space.

Definition 5.5.1 (Spectral coarse space) *The spectral coarse space is defined as*

$$V_0 := \text{span}\{\Phi_{j,\ell}^H : 1 \leq j \leq N \text{ and } 1 \leq \ell \leq m_j\}, \quad \text{where } \Phi_{j,\ell}^H := I_h(\chi_j v_\ell^{(j)}).$$

Remark 5.5.1 *The structure of this coarse space imposes the following remarks*

- *As in the case of the Nicolaides coarse space, the use of the standard nodal value interpolation operator I_h is justified by the fact that $\chi_j v_\ell^{(j)}$ is not a P1 finite element function.*
- *The dimension of V_0 is $\sum_{j=1}^N m_j$.*
- *By construction each of the functions $\Phi_{j,\ell} \in V_{h,0}$, so that as required $V_0 \subset V_{h,0}$.*
- *When $m_j = 1$ and the subdomain does not touch the boundary of Ω , the lowest eigenvalue of the DtN map is zero and the corresponding eigenvector is a constant vector. Thus Nicolaides and the spectral coarse spaces are then identical.*

In the following we will illustrate some very natural properties of the projection operators defined before.

Lemma 5.5.1 (Stability of the local projections) *There exists constants C_P and C_{tr} independent of δ_j and of the size of the subdomain such that for any $u \in V_h(\Omega_j)$, and for $\Pi_j = \Pi_j^{Nico}$ or $\Pi_j = \Pi_j^{spec}$*

$$|\Pi_j u|_{a,\Omega_j} \leq |u|_{a,\Omega_j}, \quad (5.21)$$

$$\|u - \Pi_j u\|_{0,\Omega_j^c} \leq 2\sqrt{c_j} \delta_j |u|_{a,\Omega_j}. \quad (5.22)$$

where

$$c_j := \begin{cases} C_P^2 + \left(\delta_j \lambda_{m_j+1}^{(j)}\right)^{-1}, & \text{for } \Pi_j = \Pi_j^{spec}, \\ C_P^2 + C_{tr}^{-1} \left(\frac{H_j}{\delta_j}\right), & \text{for } \Pi_j = \Pi_j^{Nico}, \end{cases} \quad (5.23)$$

H_j denotes the diameter of the domain Ω_j .

Proof The results in the first part of the proof are true for both cases, that is $\Pi_j = \Pi_j^{Nico}$ or $\Pi_j = \Pi_j^{spec}$. Stability estimate (5.21) follows immediately from the fact that Π_j^{spec} is an $a^{(j)}$ -orthogonal projection and from the consideration that $|\Pi_j^{Nico} u|_{a,\Omega_j} = 0$ since $\Pi_j^{Nico} u$ is a constant function.

To prove (5.22) let us first apply Lemma 5.7.2, i.e.

$$\|u - \Pi_j u\|_{0,\Omega_j^c}^2 \leq 2C_P^2 \delta_j^2 |u - \Pi_j u|_{a,\Omega_j}^2 + 4\delta_j \|u - \Pi_j u\|_{0,\partial\Omega_j}^2, \quad (5.24)$$

It follows from the triangle inequality and (5.21) that

$$|u - \Pi_j u|_{a,\Omega_j^c}^2 \leq |u - \Pi_j u|_{a,\Omega_j}^2 \leq 2|u|_{a,\Omega_j}^2 \quad (5.25)$$

and so it only remains to bound $\|u - \Pi_j u\|_{0,\partial\Omega_j}^2$.

At this point we have to distinguish between the Nicolaides and spectral coarse spaces.

So if $\Pi_j = \Pi_j^{Nico}$ and Ω_j is a floating subdomain, under some regularity assumptions of the subdomains, we have the following inequality (see [179] for this type of result)

$$\|u - \Pi_j u\|_{0,\partial\Omega_j}^2 \leq C_{tr} H_j |u|_{a,\Omega_j}^2.$$

When Ω_j is not floating, $\Pi_j u = 0$ and the above inequality becomes a classical trace inequality.

In the case of the spectral coarse space, that is $\Pi_j = \Pi_j^{spec}$, let us extend the set $\{v_\ell^{(j)}\}_{\ell=1}^{n_{\partial\Omega_j}}$ to an a_j -orthonormal basis of $V_h(\Omega_j)$ by adding $n_j = \dim V_{h,0}(\Omega_j)$ suitable functions $v_{n_{\partial\Omega_j}+\ell}^{(j)}$, $\ell = 1, \dots, n_j$, and write

$$u = \sum_{\ell=1}^{n_j+n_{\partial\Omega_j}} a_j(v_\ell^{(j)}, u) v_\ell^{(j)}. \quad (5.26)$$

5.6. CONVERGENCE THEORY FOR ASM WITH NICOLAIDES AND SPECTRAL COARSE SPACES

The restriction of the functions $\{v_\ell^{(j)}\}_{\ell=1}^{n_{\partial\Omega_j}}$ to the boundary $\partial\Omega_j$ forms a complete basis of $V_h(\partial\Omega_j)$. This implies that $v_{n_{\partial\Omega_j}+\ell}^{(j)} \equiv 0$ on $\partial\Omega_j$, for all $\ell = 1, \dots, n_j$. Moreover, it follows from the definition of the eigenproblem that the functions $\{v_\ell^{(j)}\}_{\ell=1}^{n_{\partial\Omega_j}}$ are orthogonal also in the $(\cdot, \cdot)_{0, \partial\Omega_j}$ inner product. Therefore

$$\|u - \Pi_j u\|_{0, \partial\Omega_j}^2 = \sum_{\ell=m_j+1}^{n_{\partial\Omega_j}} a(v_\ell^{(j)}, u)^2 \|v_\ell^{(j)}\|_{0, \partial\Omega_j}^2 \quad (5.27)$$

$$\begin{aligned} &= \sum_{\ell=m_j+1}^{n_{\partial\Omega_j}} \frac{1}{\lambda_\ell^{(j)}} a(v_\ell^{(j)}, u)^2 \quad (5.28) \\ &\leq \frac{1}{\lambda_{m_j+1}^{(j)}} \sum_{\ell=1}^{n_{\partial\Omega_j}} a(v_\ell^{(j)}, u)^2 = \frac{1}{\lambda_{m_j+1}^{(j)}} |u|_{a, \Omega_j}^2 \end{aligned}$$

and the result follows from (5.24), (5.25) and (5.27). Note that this estimate does not require any regularity assumption on the subdomain. \blacksquare

5.6 Convergence theory for ASM with Nicolaides and spectral coarse spaces

We are now ready to state the existence of a stable splitting for the previously build coarse spaces.

Lemma 5.6.1 (Existence of a stable splitting) *For any $u \in V_{h,0}$, let $\{u_j\}_{0 \leq j \leq N}$ be defined by*

$$u_0 := I_h \left(\sum_{j=1}^J \chi_j \Pi_j u|_{\Omega_j} \right) \in V_0 \quad \text{and} \quad u_j := I_h(\chi_j(u - \Pi_j u)). \quad (5.29)$$

where Π_j is Π_j^{Nico} or Π_j^{spec} . Then $\{u_j\}_{0 \leq j \leq N}$ form a C_0^2 -stable decomposition of u in the sense of the Definition 5.4.1 with

$$C_0^2 := (8 + 8 C_\chi^2 \max_{j=1}^N c_j) k_0 C_{I_h} (k_0 + 1) + 1,$$

where c_j depends on the choice of the coarse space and is given by formula (5.23).

Proof Note that the proof is the same for both cases, that is $\Pi_j = \Pi_j^{Nico}$ and $\Pi_j = \Pi_j^{spec}$.

In the following, to ease the presentation when there is no confusion and it is clear from the context, we will simply denote the restriction $u|_{\Omega_j}$ of u

onto Ω_j by u , and write, e.g., $\Pi_j u$ instead of $\Pi_j u|_{\Omega_j}$. Reversely where is no confusion we will simply write u_j instead of its extension to Ω , $E_j u_j$.

Let's show first (5.14), that is $u = \sum_{j=0}^N u_j$,

$$\sum_{j=1}^N u_j = \sum_{j=1}^N I_h(\chi_j(u - \Pi_j u)) = I_h\left(\sum_{j=1}^N \chi_j u\right) - \sum_{j=1}^N I_h(\chi_j \Pi_j u) = u - u_0.$$

We go now to the second part, that is to the proof of (5.15). From a simple application of the triangle inequality it follows that

$$\sum_{j=0}^N \|u_j\|_a^2 \leq \|u - u_0\|_a^2 + \|u\|_a^2 + \sum_{j=1}^N \|u_j\|_a^2 \quad (5.30)$$

Since the interpolant I_h is stable with respect to the a -norm (see (5.8)) and since each cell is overlapped by at most k_0 domains, we have

$$\begin{aligned} \|u - u_0\|_a^2 &= \left\| I_h\left(\sum_{j=1}^J \chi_j(u - \Pi_j u)\right) \right\|_a^2 \leq C_{I_h} \left\| \sum_{j=1}^N \chi_j(u - \Pi_j u) \right\|_a^2 \\ &\leq C_{I_h} k_0 \sum_{j=1}^N \|\chi_j(u - \Pi_j u)\|_a^2. \end{aligned}$$

Substituting this into (5.30) and using the definition of u_j as well as the a -stability of the interpolant I_h we get

$$\sum_{j=0}^N \|u_j\|_a^2 \leq C_{I_h} (k_0 + 1) \sum_{j=1}^N \|\chi_j(u - \Pi_j u)\|_a^2 + \|u\|_a^2. \quad (5.31)$$

Note that $\text{supp}\{\chi_j\} = \bar{\Omega}_j$ and $\text{supp}\{\nabla\chi_j\} = \bar{\Omega}_j^\circ$. Thus, using triangle inequality and product rule

$$\begin{aligned} \sum_{j=1}^N \|\chi_j(u - \Pi_j u)\|_a^2 &\leq 2 \sum_{j=1}^N \|\chi_j\|_\infty^2 |u - \Pi_j u|_{a,\Omega_j}^2 + \|\nabla\chi_j\|_\infty^2 \|u - \Pi_j u\|_{0,\Omega_j^\circ}^2 \\ &\leq \sum_{j=1}^N 4|u|_{a,\Omega_j}^2 + 4|\Pi_j u|_{a,\Omega_j}^2 + 2C_\chi^2 \delta_j^{-2} \|u - \Pi_j u\|_{0,\Omega_j^\circ}^2. \end{aligned} \quad (5.32)$$

Note that in the last part we used the last property of the partition of unity stated in Lemma 5.3.2.

5.6. CONVERGENCE THEORY FOR ASM WITH NICOLAIDES AND SPECTRAL COARSE SPACES

We have:

$$\begin{aligned}
\sum_{j=1}^N \|\chi_j(u - \Pi_j u)\|_a^2 &\leq \sum_{j=1}^N 4|u|_{a,\Omega_j}^2 + 4|\Pi_j u|_{a,\Omega_j}^2 + 2C_\chi^2 \delta_j^{-2} \|u - \Pi_j u\|_{0,\Omega_j}^2. \\
&\leq \sum_{j=1}^N |u|_{a,\Omega_j}^2 (8 + 8 C_\chi^2 c_j) \\
&\leq (8 + 8 C_\chi^2 \max_{j=1}^N c_j) \sum_{j=1}^N |u|_{a,\Omega_j}^2 \\
&\leq (8 + 8 C_\chi^2 \max_{j=1}^N c_j) k_0 |u|_a^2.
\end{aligned} \tag{5.33}$$

The last inequality comes from the assumption that each point $\mathbf{x} \in \Omega$ is contained in at most k_0 subdomains.

From (5.31) and (5.33) we conclude that

$$\sum_{j=0}^N \|u_j\|_a^2 \leq [(8 + 8 C_\chi^2 \max_{j=1}^N c_j) k_0 C_{I_h} (k_0 + 1) + 1] \|u\|_a^2,$$

which ends the proof and yields the following formula for the constant C_0

$$C_0^2 := (8 + 8 C_\chi^2 \max_{j=1}^N c_j) k_0 C_{I_h} (k_0 + 1) + 1. \tag{5.34}$$

■

From the abstract Schwarz theory, we have the condition number estimates in the two cases (see Corollary 5.4.1).

Theorem 5.6.1 (Convergence of the ASM with Nicolaides coarse space)

The condition number of the two-level Schwarz algorithm with the Nicolaides coarse space can be bounded by

$$\begin{aligned}
&\kappa(M_{ASM,2}^{-1}A) \leq \\
&\left[\left(8 + 8 C_\chi^2 \max_{j=1}^N \left(C_P^2 + C_{tr}^{-1} \left(\frac{H_j}{\delta_j} \right) \right) \right) k_0 C_{I_h} (k_0 + 1) + 1 \right] (N_c + 1).
\end{aligned}$$

Theorem 5.6.2 (Convergence of the ASM with spectral coarse space)

The condition number of the two-level Schwarz algorithm with a coarse space based on local DtN maps can be bounded by

$$\begin{aligned}
&\kappa(M_{ASM,2}^{-1}A) \leq \\
&\left[\left(8 + 8 C_\chi^2 \max_{j=1}^N \left(C_P^2 + \left(\frac{1}{\delta_j \lambda_{m_{j+1}}} \right) \right) \right) k_0 C_{I_h} (k_0 + 1) + 1 \right] (N_c + 1).
\end{aligned}$$

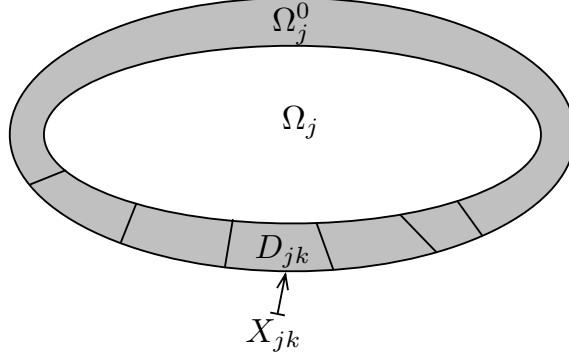


Figure 5.3: Assumption on the overlapping region

Remark 5.6.1 Note that, by choosing the number m_j of modes per subdomain in the coarse space such that $\lambda_{m_j+1}^{(j)} \geq H_j^{-1}$, the preconditioned problem using the coarse space verifies

$$\kappa(M_{ASM,2A}^{-1}) \leq \left[\left(8 + 8 C_\chi^2 \max_{j=1}^N \left(C_P^2 + \left(\frac{H_j}{\delta_j} \right) \right) \right) k_0 C_{I_h} (k_0 + 1) + 1 \right] (N_c + 1).$$

Hence, we have the same type of estimate as for the Nicolaides coarse space. An interesting observation is that the bound depends only in an additive way on the constant C_P and on the ratio of subdomain diameter to overlap.

5.7 Functional analysis results

We prove Lemma 5.7.2 that was used to establish estimate (5.22). We start by stating an assumption on the overlapping subregions.

Assumption 5.7.1 We assume that each Ω_j° , $j = 1, \dots, N$, can be subdivided into regions D_{jk} , $k = 1, \dots, K_j$ (see Figure 5.3), such that $\text{diam}(D_{jk}) \approx \delta_j$ and $|D_{jk}| \approx \delta_j^d$, and such that, for each k , the $(d-1)$ -dimensional manifold $X_{jk} := \partial\Omega_j \cap \overline{D_{jk}}$ has the following properties:

- (i) $|X_{jk}| \approx \delta_j^{d-1}$.
- (ii) $\frac{|D_{jk}|}{|X_{jk}|} \leq 2\delta_j$.

We assume as well that the triangulation \mathcal{T}_h resolves each of the regions D_{jk} and each of the manifolds X_{jk} .

In [156], the following uniform Poincaré inequality is proved:

Lemma 5.7.1 *There exists a uniform constant $C_P > 0$, such that the following Poincaré-type inequality holds for all $j = 1, \dots, N$ and $k = 1, \dots, K_j$:*

$$\|v - \bar{v}^{X_{jk}}\|_{0,D_{jk}} \leq C_P \delta_j |v|_{a,D_{jk}}, \quad \text{for all } v \in V_h(D_{jk}).$$

The constant C_P is independent of h and δ_j .

We then prove the following result:

Lemma 5.7.2 *We have*

$$\|u\|_{0,\Omega_j^\circ}^2 \leq 2C_P^2 \delta_j^2 |u|_{a,\Omega_j^\circ}^2 + 4\delta_j \|u\|_{0,\partial\Omega_j}^2, \quad \text{for all } u \in V_h(\Omega_j^\circ).$$

Proof It follows from Lemma 5.7.1, as well as the triangle and the Cauchy-Schwarz inequalities, that

$$\begin{aligned} \frac{1}{2} \|u\|_{0,D_{jk}}^2 &\leq \|u - \bar{u}^{X_{jk}}\|_{0,D_{jk}}^2 + \|\bar{u}^{X_{jk}}\|_{0,D_{jk}}^2 \\ &\leq C_P^2 \delta_j^2 |u|_{a,D_{jk}}^2 + \frac{|D_{jk}|}{|X_{jk}|^2} \left(\int_{X_{jk}} u \right)^2 \\ &\leq C_P^2 \delta_j^2 |u|_{a,D_{jk}}^2 + \frac{|D_{jk}|}{|X_{jk}|} \int_{X_{jk}} u^2 \\ &\leq C_P^2 \delta_j^2 |u|_{a,D_{jk}}^2 + 2\delta_j \|u\|_{0,X_{jk}}^2. \end{aligned}$$

The final result follows by summing over $k = 1, \dots, K_j$. ■

5.8 Theory of spectral coarse spaces for scalar heterogeneous problems

The analysis of the spectral coarse space introduced in [142] for highly heterogeneous Darcy equation

$$-\operatorname{div}(\alpha \nabla u) = f, \quad \text{in } \Omega$$

where α can vary of several orders of magnitude, typically between 1 and 10^6 was analyzed in [61]. A similar but different approach is developed in [81]. These results generalize the classical estimates of overlapping Schwarz methods to the case where the coarse space is richer than just the kernel of the local operators (which is the set of constant functions) [146], or other classical coarse spaces (cf. [179]). It is particularly well suited to the small overlap case. In the case of generous overlap, our analysis relies on an assumption on the coefficient distribution that may not be satisfied for small scale coefficient variation. This assumption does not seem to be necessary in practice, see also [143] for more extensive numerical results.

The idea of a coarse space based on spectral information that allows to achieve any a priori chosen target convergence rate was developed and implemented in the spectral AMGe method in [22]. More recently, in the framework of two-level overlapping Schwarz, [81, 80, 142, 143, 68] also build coarse spaces for problems with highly heterogeneous coefficients by solving local eigenproblems. However, compared to the earlier works in the AMG context the recent papers all focus on generalized eigenvalue problems. We can distinguish three sets of methods that all differ by the choice of the bilinear form on the right-hand side of the generalized eigenproblem. In [81, 80], the right-hand side is the local mass matrix, or a “homogenized” version obtained by using a multiscale partition of unity. In [142, 143] the right-hand side corresponds to an L_2 -product on the subdomain boundary, so that the problem can be reduced to a generalized eigenproblem for the DtN operator on the subdomain boundary. The latest set of papers, [68], uses yet another type of bilinear form on the right-hand side, inspired by theoretical considerations. In [168], the construction of energy-minimizing coarse spaces that obey certain functional constraints are used to build robust coarse spaces for elliptic problems with large variations in the coefficients.

All these approaches have their advantages and disadvantages, which depend on many factors, in particular the type of coefficient variation and the size of the overlap. When the coefficient variation is on a very small scale many of the above approaches lead to rather large (and therefore costly) coarse spaces, and it is still an open theoretical question how large the coarse space will have to become in each case to achieve robustness for an arbitrary coefficient variation and how to mitigate this.

Chapter 6

Neumann-Neumann and FETI Algorithms

The last decade has shown, that Neumann-Neumann [12, 128, 121] type and FETI [78] algorithms, as well as their variants such as BDDC [46] and FETI-DP [75] algorithms, are very efficient domain decomposition methods. Most of the early theoretical and numerical work has been carried out for symmetric positive definite second order problems, see for example [38, 131, 78, 132]. Then, the method was extended to different other problems, like the advection-diffusion equations [92, 1], plate and shell problems [176] or the Stokes equations [150, 177].

These methods require pseudo inverses for local Neumann solves which can be ill-posed either in the formulation of the domain decomposition problem or in the domain decomposition preconditioner. FETI methods are based on the introduction of Lagrange multipliers on the interfaces to ensure a weak continuity of the solution. We present here an alternative formulation of the Neumann-Neumann algorithm with the purpose of simplifying the numerical implementation. This is made at the expense of minor modifications to the original algorithm while keeping its main features. We start with a historical and heuristic presentation of these methods.

6.1 Direct and Hybrid Substructured solvers

Neumann-Neumann and FETI methods originated from parallel direct solvers. For a general matrix, direct methods consist in performing its Gauss decomposition into a lower triangular matrix and an upper triangular one, a.k.a. LU decomposition. For a symmetric positive definite matrix, a Cholesky decomposition into a lower triangular matrix times its transpose is cheaper (a.k.a. LL^T decomposition). In order to benefit from the sparsity of the matrix arising from a finite element discretization of a partial

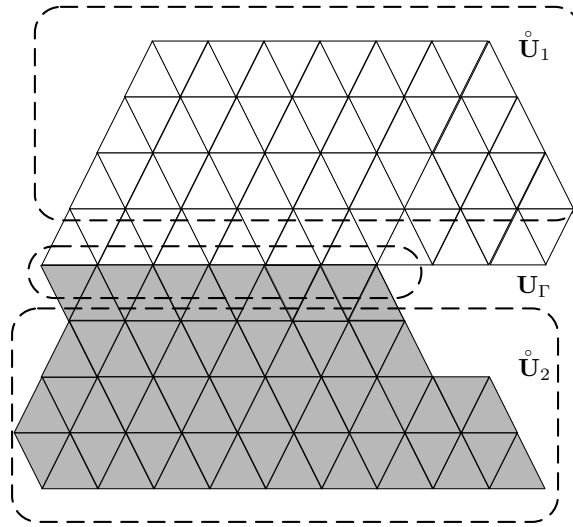


Figure 6.1: Degrees of freedom partition for a multifrontal method

differential equation, a variant of Gauss elimination, the frontal method, that automatically avoids a large number of operations involving zero terms was developed. A frontal solver builds a LU or Cholesky decomposition of a sparse matrix given as the assembly of element matrices by eliminating equations only on a subset of elements at a time. This subset is called *the front* and it is essentially the transition region between the part of the system already finished and the part not touched yet. These methods are basically sequential since the unknowns are processed the one after another or one front after another. In order to benefit from multicore processors, a multifrontal solver (see Duff and Reid [67]) is an improvement of the frontal solver that uses several independent fronts at the same time. The fronts can be worked on by different processors, which enables parallel computing.

In order to simplify the presentation of a multifrontal solver, we consider the two subdomain case for a matrix arising from a finite element discretization. As we have repeatedly shown in the previous chapters, a variational problem discretized by a finite element method yields a linear system of the form $A\mathbf{U} = \mathbf{F}$, where \mathbf{F} is a given right-hand side and \mathbf{U} is the set of unknowns. The set of degrees of freedom \mathcal{N} is partitioned into interior d.o.f.s \mathcal{N}_1 and \mathcal{N}_2 and interface d.o.f.s \mathcal{N}_Γ , see § 6.4 for a complete definition of this intuitive notion and Figure 6.1 as an illustration of the two-subdomain case.

The vector of unknowns, \mathbf{U} (resp. \mathbf{F}) is accordingly partitioned into interior unknowns $\mathring{\mathbf{U}}_1$ and $\mathring{\mathbf{U}}_2$ (resp. $\mathring{\mathbf{F}}_1, \mathring{\mathbf{F}}_2$), and into interface unknowns, \mathbf{U}_Γ (resp. \mathbf{F}_Γ). By numbering interface equations last, this leads to a block decomposition of the linear system which has the shape of an arrow (pointing

down to the right):

$$\begin{pmatrix} A_{11} & 0 & A_{1\Gamma} \\ 0 & A_{22} & A_{2\Gamma} \\ A_{\Gamma 1} & A_{\Gamma 2} & A_{\Gamma\Gamma} \end{pmatrix} \begin{pmatrix} \mathring{\mathbf{U}}_1 \\ \mathring{\mathbf{U}}_2 \\ \mathbf{U}_\Gamma \end{pmatrix} = \begin{pmatrix} \mathring{\mathbf{F}}_1 \\ \mathring{\mathbf{F}}_2 \\ \mathbf{F}_\Gamma \end{pmatrix}. \quad (6.1)$$

A simple computation shows that we have a block factorization of matrix A

$$A = \begin{pmatrix} I & & \\ 0 & I & \\ A_{\Gamma 1}A_{11}^{-1} & A_{\Gamma 2}A_{22}^{-1} & I \end{pmatrix} \begin{pmatrix} A_{11} & & \\ & A_{22} & \\ & & \mathbb{S} \end{pmatrix} \begin{pmatrix} I & 0 & A_{11}^{-1}A_{1\Gamma} \\ & I & A_{22}^{-1}A_{2\Gamma} \\ & & I \end{pmatrix}. \quad (6.2)$$

Here, the matrix

$$\boxed{\mathbb{S} := A_{\Gamma\Gamma} - A_{\Gamma 1}A_{11}^{-1}A_{1\Gamma} - A_{\Gamma 2}A_{22}^{-1}A_{2\Gamma}} \quad (6.3)$$

is a Schur complement matrix and it is dense. It corresponds to an elimination of the interior unknowns $\mathring{\mathbf{U}}_i$, $i = 1, 2$.

From (6.2) we can see that the inverse of A can be easily computed from its factorization

$$A^{-1} = \begin{pmatrix} I & 0 & -A_{11}^{-1}A_{1\Gamma} \\ & I & -A_{22}^{-1}A_{2\Gamma} \\ & & I \end{pmatrix} \begin{pmatrix} A_{11}^{-1} & & \\ & A_{22}^{-1} & \\ & & \mathbb{S}^{-1} \end{pmatrix} \begin{pmatrix} I & & \\ 0 & I & \\ -A_{\Gamma 1}A_{11}^{-1} & -A_{\Gamma 2}A_{22}^{-1} & I \end{pmatrix}. \quad (6.4)$$

Note that in practice, the three matrices A_{11}^{-1} , A_{22}^{-1} and \mathbb{S}^{-1} are never evaluated explicitly. From the above formula, it appears that applying A^{-1} to the right-hand side \mathbf{F} is equivalent to solving linear systems for the three above matrices which can be done by factorizing them. The parallelism comes from the fact that matrices A_{11} and A_{22} can be factorized concurrently. We say we advance two fronts in parallel. Once it is done, matrix \mathbb{S} can be computed and then factorized.

By considering more than two fronts and recursive variants, it is possible to have numerical efficiency for one or possibly two dozens of cores and problems of size one or two millions of unknowns in two dimensions and hundreds of thousands degrees of freedom in three dimensions. Although these figures improve over time, it is generally accepted that *purely direct solvers cannot scale well on large parallel platforms*. The bottleneck comes from the fact that \mathbb{S} is a full matrix which is costly to compute and factorize. This is unfortunate since direct solvers have the advantage over iterative solvers to be very predictable, reliable and easy to integrate via third-party libraries. There is thus a great amount of effort in developing hybrid direct/iterative solvers that try to take advantage of the two worlds.

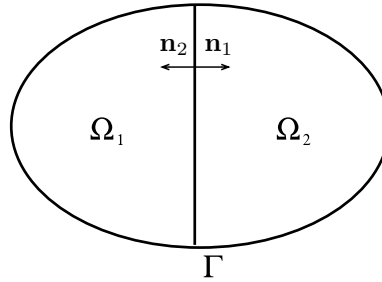


Figure 6.2: Non overlapping decomposition into two subdomains

A first approach consists in avoiding the factorization of the Schur complement matrix \mathbb{S} by replacing every application of its inverse to some vector $\mathbf{b}_\Gamma \in \mathbb{R}^{\#\mathcal{N}_\Gamma}$ by an iterative solve of a Schur complement equation

$$\mathbf{x}_\Gamma = \mathbb{S}^{-1} \mathbf{b}_\Gamma \Leftrightarrow (A_{\Gamma\Gamma} - A_{\Gamma 1} A_{11}^{-1} A_{1\Gamma} - A_{\Gamma 2} A_{22}^{-1} A_{2\Gamma}) \mathbf{x}_\Gamma = \mathbf{b}_\Gamma \quad (6.5)$$

with a conjugate gradient (CG) algorithm (see chapter 3 on Krylov methods). An extra advantage of using Krylov type methods is that they only require matrix-vector products \mathbb{S} times some vector \mathbf{r}_Γ which can be performed mostly in parallel without computing the entries of the Schur complement matrix. Both the computation and factorization \mathbb{S} are avoided. This way, the method combines direct solvers in the subdomain with iterative solver for the interface between subdomains. This is an example of a hybrid direct/iterative solver.

We are now left with the efficiency of the CG method. It means there is a need for a preconditioner. Finding a good parallel preconditioner for problem (6.5) is not easy at the algebraic level. In the next section we will consider substructuring at the continuous level. It will enable us to propose the Neumann-Neumann/FETI preconditioners at the continuous level in § 6.2.2 and then to define its algebraic counterpart in § 6.3.

6.2 Two subdomains case at the continuous level

As an example for our methods, we consider a Poisson problem defined on a domain Ω :

Find $u : \Omega \mapsto \mathbb{R}$ such that

$$\begin{cases} -\Delta u = f, & \text{in } \Omega \\ u = 0, & \text{on } \partial\Omega. \end{cases} \quad (6.6)$$

In order to simplify the presentation, we forget about the boundary condition on $\partial\Omega$. Suppose that the domain Ω is decomposed into two non-overlapping subdomains Ω_1 and Ω_2 . Let the interface between the subdomains be $\Gamma =$

$\bar{\Omega}_1 \cap \bar{\Omega}_2$, and $(\mathbf{n}_i)_{i=1,2}$ be the outward normal to the artificial boundary Γ corresponding to $\Omega_{1,2}$.

It is known that u_1 (resp. u_2) is the restriction of the solution to (6.6) to subdomain Ω_1 (resp. Ω_2) if and only if:

$$\begin{cases} -\Delta u_i = f, & \text{in } \Omega_i, \ i = 1, 2, \\ u_1 = u_2, & \text{on } \Gamma, \\ \frac{\partial u_1}{\partial \mathbf{n}_1} + \frac{\partial u_2}{\partial \mathbf{n}_2} = 0, & \text{on } \Gamma. \end{cases} \quad (6.7)$$

In other words, the local functions must satisfy the Poisson equation in the subdomains and match at the interface. Since the Poisson equation is a scalar second order partial differential equations, we have two continuity equations on the interface one for the unknown and the second one for the normal derivatives. Recall that for overlapping subdomains, a matching condition of the unknown on the interfaces is sufficient, see chapter 1 on Schwarz methods.

6.2.1 Iterative Neumann-Neumann and FETI algorithms

In this section we will write iterative methods for solving eq. (6.7). They are very naturally derived from (6.7) by relaxing then correcting the continuity relations on the interface. When the flux continuity is relaxed, we obtain what is called a Neumann-Neumann method and when the continuity on the Dirichlet data is relaxed we obtain an iterative version of the FETI algorithm. Both Neumann-Neumann and FETI methods will be investigated at the algebraic level in the sequel in § 6.3.

Definition 6.2.1 (Iterative Neumann-Neumann algorithm) *Let u_i^n denote an approximation to the solution u in a subdomain Ω_i , $i = 1, 2$ at the iteration n . Starting from an initial guess u_i^0 , the Neumann-Neumann iteration computes the approximation (u_1^{n+1}, u_2^{n+1}) from (u_1^n, u_2^n) by solving a local Dirichlet problem with a continuous data at the interface*

$$\begin{cases} -\Delta \left(u_i^{n+\frac{1}{2}} \right) = f, & \text{in } \Omega_i, \\ u_i^{n+\frac{1}{2}} = \frac{1}{2} (u_j^n + u_i^n), & \text{on } \Gamma. \end{cases} \quad (6.8)$$

followed by a correction for the jump of the fluxes on the interface

$$\begin{cases} -\Delta (e_i^{n+1}) = 0, & \text{in } \Omega_i, \\ \frac{\partial e_i^{n+1}}{\partial \mathbf{n}_i} = -\frac{1}{2} \left(\frac{\partial u_1^{n+\frac{1}{2}}}{\partial \mathbf{n}_1} + \frac{\partial u_2^{n+\frac{1}{2}}}{\partial \mathbf{n}_2} \right) & \text{on } \Gamma. \end{cases} \quad (6.9)$$

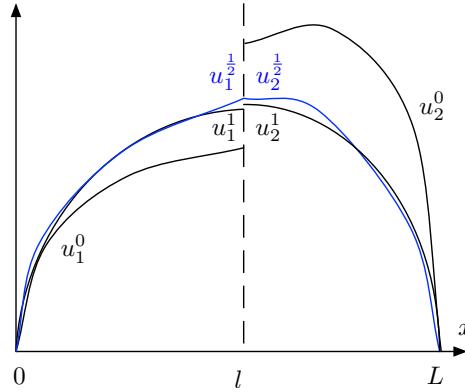


Figure 6.3: First iteration of a Neumann-Neumann algorithm

The next iteration is then given by

$$u_i^{n+1} = u_i^{n+\frac{1}{2}} + e_i^{n+1}, \quad i = 1, 2. \quad (6.10)$$

The rationale for the first step (6.8) is to satisfy the Poisson equation in the subdomains while ensuring the continuity of the solution on the interface Γ . After this step, the solution is continuous on the interfaces but the fluxes may not match. The jump on the fluxes is corrected after (6.10). On Γ we have

$$\begin{aligned} \frac{\partial u_1^{n+1}}{\partial \mathbf{n}_1} + \frac{\partial u_2^{n+1}}{\partial \mathbf{n}_2} &= \frac{\partial}{\partial \mathbf{n}_1} (u_1^{n+\frac{1}{2}} + e_1^{n+1}) + \frac{\partial}{\partial \mathbf{n}_2} (u_2^{n+\frac{1}{2}} + e_2^{n+1}) \\ &= \frac{\partial u_i^{n+\frac{1}{2}}}{\partial \mathbf{n}_i} - \frac{1}{2} \left(\frac{\partial u_1^{n+\frac{1}{2}}}{\partial \mathbf{n}_1} + \frac{\partial u_2^{n+\frac{1}{2}}}{\partial \mathbf{n}_2} \right) + \frac{\partial u_2^{n+\frac{1}{2}}}{\partial \mathbf{n}_2} - \frac{1}{2} \left(\frac{\partial u_1^{n+\frac{1}{2}}}{\partial \mathbf{n}_1} + \frac{\partial u_2^{n+\frac{1}{2}}}{\partial \mathbf{n}_2} \right) = 0. \end{aligned}$$

Then, functions u_i^{n+1} , $i = 1, 2$ may not match on the interface. In order to correct this misfit correction (6.8) is applied again and so on.

Definition 6.2.2 (Iterative FETI algorithm) Let u_i^n denote an approximation to the solution u in a subdomain Ω_i , $i = 1, 2$ at the iteration n . Starting from the initial guess u_i^0 , FETI iteration computes the approximation (u_1^{n+1}, u_2^{n+1}) from (u_1^n, u_2^n) by first correcting the jump of the normal derivatives on the interface

$$\begin{cases} -\Delta \left(u_i^{n+\frac{1}{2}} \right) = f, & \text{in } \Omega_i, \\ \frac{\partial u_i^{n+\frac{1}{2}}}{\partial \mathbf{n}_i} = \frac{\partial u_i^n}{\partial \mathbf{n}_i} - \frac{1}{2} \left(\frac{\partial u_1^n}{\partial \mathbf{n}_1} + \frac{\partial u_2^n}{\partial \mathbf{n}_2} \right) & \text{on } \Gamma. \end{cases} \quad (6.11)$$

and then the discontinuity of the solution:

$$\begin{cases} -\Delta(e_i^{n+1}) = 0, & \text{in } \Omega_i, \\ e_i^{n+1} = \frac{1}{2}(u_j^{n+\frac{1}{2}} - u_i^{n+\frac{1}{2}}) & \text{on } \Gamma \text{ for } j \neq i. \end{cases} \quad (6.12)$$

The next iteration is then given by:

$$u_i^{n+1} = u_i^{n+\frac{1}{2}} + e_i^{n+1}, i = 1, 2, . \quad (6.13)$$

6.2.2 Substructured reformulations

It consists in reformulating the algorithms from the Definitions 6.2.1 and 6.2.2 in term of the interface unknowns on Γ and operators acting on these interface unknowns.

Definition 6.2.3 (Interface operators for the Neumann-Neumann algorithm)

Let the operators $\mathcal{S}_1, \mathcal{S}_2$ be defined as

$$\mathcal{S}_i(u_\Gamma, f) := \frac{\partial u_i}{\partial \mathbf{n}_i}, i = 1, 2, \quad (6.14)$$

where u_i solve the local problems

$$\begin{cases} -\Delta u_i = f, & \text{in } \Omega_i, \\ u_i = u_\Gamma, & \text{on } \Gamma. \end{cases} \quad (6.15)$$

Let also \mathcal{S} be defined as the operator

$$\boxed{\mathcal{S}(u_\Gamma, f) := \mathcal{S}_1(u_\Gamma, f) + \mathcal{S}_2(u_\Gamma, f) = \frac{\partial u_1}{\partial \mathbf{n}_1} + \frac{\partial u_2}{\partial \mathbf{n}_2}} \quad (6.16)$$

which quantifies the jump of the normal derivative at the interface. Define also operator \mathcal{T} by

$$\boxed{\mathcal{T}(g_\Gamma) := \frac{1}{2} (\mathcal{S}_1^{-1}(g_\Gamma, 0) + \mathcal{S}_2^{-1}(g_\Gamma, 0)) \frac{1}{2} = \frac{1}{4} (e_{1|\Gamma} + e_{2|\Gamma})}. \quad (6.17)$$

where the $e_{i|\Gamma} := \mathcal{S}_i^{-1}(u_\Gamma, 0)$ are obtained by solving Neumann local problems

$$\begin{cases} -\Delta e_i = 0, & \text{in } \Omega_i, \\ \frac{\partial e_i}{\partial \mathbf{n}_i} = g_\Gamma & \text{on } \Gamma. \end{cases} \quad (6.18)$$

With this notations, steps (6.9)-(6.10) can be re-written in terms of interface unknowns.

Lemma 6.2.1 (Neumann-Neumann interface iterative version)

The substructured counterpart of the Neumann-Neumann algorithm from Definition 6.2.1 will compute u_Γ^{n+1} from u_Γ^n by the following iteration

$$\boxed{u_\Gamma^{n+1} = u_\Gamma^n - (\mathcal{T} \circ \mathcal{S})(u_\Gamma^n, f)}. \quad (6.19)$$

This defines what we call the iterative interface version of the Neumann-Neumann algorithm.

In order to accelerate this fixed point method by a Krylov algorithm, we identify this equation with formula (3.3) of chapter 3 on Krylov methods. It is then more efficient to use a Krylov method to solve the substructured problem.

Definition 6.2.4 (Substructuring formulation for Neumann-Neumann)

The substructured formulation of the Neumann-Neumann iteration consists in solving, typically by a PCG algorithm, the interface problem

$$\boxed{\begin{array}{l} \text{Find } u_\Gamma : \Gamma \rightarrow \mathbb{R} \text{ such that} \\ \mathcal{S}(., 0)(u_\Gamma) = -\mathcal{S}(0, f) \end{array}} \quad (6.20)$$

preconditioned by the linear operator \mathcal{T} .

It can be checked that both operators $\mathcal{S}(., 0)$ and \mathcal{T} are symmetric positive definite and thus the preconditioned conjugate gradient algorithm (PCG) can be used. Moreover the action of both operators $\mathcal{S}(., 0)$ and \mathcal{T} can be computed mostly in parallel. This very popular preconditioner for the operator $\mathcal{S}(0, .)$ was proposed in [12].

Remark 6.2.1 *There are at least three point of views that indicate the relevance of this simply derived preconditioner*

- **Symmetry considerations** *In the special case where Γ is a symmetry axis for domain Ω (see fig. 6.2), we have $\mathcal{S}_1^{-1}(., 0) = \mathcal{S}_2^{-1}(., 0)$ and thus \mathcal{T} is an exact preconditioner for $\mathcal{S}(., 0)$ since it is easy to check that $(\mathcal{T} \circ \mathcal{S})(., 0) = I_d$.*
- **Mechanical interpretation** *The unknown u may be the temperature in domain Ω that obeys a Poisson equation with a source term f . Operator $\mathcal{S}(., 0)$ acts on temperature on the interface and returns a heat flux across the interface. A good preconditioner should act on a heat flux and return a temperature. If the Poisson equation is replaced by the elasticity system, the notion of temperature is replaced by that of displacement and that of the normal flux by that of a normal stress to the interface (or a force).*

- **Functional analysis considerations** A classical setting for the interface operator $\mathcal{S}(\cdot, 0)$ is to define it as continuous linear operator from the Sobolev space $H_{00}^{1/2}(\Gamma)$ with values in $H^{-1/2}(\Gamma)$. Operator \mathcal{T} is a continuous linear operator from $H^{-1/2}(\Gamma)$ with values into $H_{00}^{1/2}(\Gamma)$. Thus, the preconditioned operator $\mathcal{T} \circ \mathcal{S}(\cdot, 0)$ is a continuous from $H_{00}^{1/2}(\Gamma)$ into itself. Any meaningful discretizations of this product of operators is then expected to lead to a condition number independent of the mesh size.

It is possible to consider the Neumann-Neumann preconditioner the other way round. The unknown is the flux at the interface between the subdomains. In this case we will obtain the FETI iterative algorithm. Note that due to the opposite signs of the outward normal \mathbf{n}_i to subdomain Ω_i , the definition of the normal flux is arbitrary up to a flip of sign. In this case we will have to define first interface operators acting on fluxes (or dual variables) which will be preconditioned by operators acting on “displacements” (or the primal variables).

Definition 6.2.5 (Interface operator for the FETI algorithm) Let λ be a function that lives on the interface Γ and \mathcal{T}_{feti} be a function of f and λ defined by

$$\boxed{\mathcal{T}_{feti}(\lambda, f) := v_2 - v_1} \quad (6.21)$$

where the v_i are solutions of the Neumann BVP's ($i = 1, 2$):

$$\begin{cases} -\Delta v_i = f & \text{in } \Omega_i, \\ \frac{\partial v_i}{\partial \mathbf{n}_i} = (-1)^i \lambda & \text{on } \Gamma. \end{cases} \quad (6.22)$$

This function quantifies the jump of the solutions across the interface.

Note that we have $\mathcal{T}_{feti}(\lambda, 0) = 4\mathcal{T}(\lambda)$ (defined by (6.17)), which means the operator

$$\boxed{\mathcal{S}_{feti} = \frac{1}{2}\mathcal{S}(\cdot, 0)\frac{1}{2}} \quad (6.23)$$

is a good preconditioner for \mathcal{T}_{feti} . By using a similar argument as in the case of the Neumann-Neumann algorithm, we can state the following result.

Lemma 6.2.2 (FETI interface iterative version) The substructured counterpart of the FETI algorithm from Definition 6.2.2 will compute λ_Γ^{n+1} from λ_Γ^n by the following iteration

$$\boxed{\lambda_\Gamma^{n+1} = \lambda_\Gamma^n - (\mathcal{S}_{feti} \circ \mathcal{T}_{feti})(\lambda_\Gamma^n, f)}. \quad (6.24)$$

This defines what we call the iterative interface version of the FETI algorithm.

In order to accelerate this fixed point method by a Krylov algorithm, we identify this equation with formula (3.3) of chapter 3 on Krylov methods. It is then more efficient to use a Krylov method to solve the substructured problem.

Definition 6.2.6 (Substructuring formulation for FETI) *The substructured formulation of the FETI iteration iteration consists in solving the interface problem*

$$\boxed{\text{Find } \lambda : \Gamma \mapsto \mathbb{R} \text{ such that}} \quad (6.25)$$

$$\mathcal{T}_{feti}(\lambda, 0) = -\mathcal{T}_{feti}(0, f).$$

preconditioned by the operator \mathcal{S}_{feti} which involves the solving in parallel of a Dirichlet boundary value problem in each subdomain.

Problem (6.25) is solved by a PCG algorithm with (6.23) as a preconditioner. This approach has been developed in [77, 35, 120].

6.2.3 FETI as an optimization problem

As explained in the sequel, equation (6.25) can be interpreted as the dual problem of a minimization problem under equality constraints. First note that the original boundary value problem (6.6) is equivalent to the following minimization problem:

$$\boxed{\min_{u \in H^1(\Omega)} J_{\Omega}(u), \quad J_{\Omega}(u) := \frac{1}{2} \int_{\Omega} |\nabla u|^2 - \int_{\Omega} f u} \quad (6.26)$$

where $H^1(\Omega)$ is the Sobolev space of functions that are square integrable and their derivatives are square integrable as well. In order to introduce domain decomposition methods, we make use of a functional analysis result that proves that space $H^1(\Omega)$ is isomorphic to the “domain decomposed space” (local H^1 functions with Dirichlet traces continuous at the interface):

$$\mathcal{H}^1(\Omega_1, \Omega_2) := \{(u_1, u_2) \in H^1(\Omega_1) \times H^1(\Omega_2) / u_1 = u_2 \text{ on } \Gamma\},$$

see e.g. [13] or [28]. This allows the “splitting” of the functional of optimization problem (6.26) into local contributions constrained by the continuity condition at the interface. We have thus the following

Lemma 6.2.3 (Dual optimization problem) *Minimization problem (6.26) is equivalent to*

$$\begin{aligned} \min_{(u_1, u_2) \in \mathcal{H}^1(\Omega_1, \Omega_2)} J(u_1, u_2) &:= \min_{(u_1, u_2) \in \mathcal{H}^1(\Omega_1, \Omega_2)} J_{\Omega_1}(u_1) + J_{\Omega_2}(u_2) \\ &= \min_{\substack{u_1 \in H^1(\Omega_1) \\ u_2 \in H^1(\Omega_2) \\ u_1 = u_2, \text{ on } \Gamma}} \frac{1}{2} \int_{\Omega_1} |\nabla u_1|^2 + \frac{1}{2} \int_{\Omega_2} |\nabla u_2|^2 - \int_{\Omega_1} f u_1 - \int_{\Omega_2} f u_2. \end{aligned} \quad (6.27)$$

Note that a Lagrangian function of this constrained optimization problem can be written as

$$\mathcal{L}(u_1, u_2, \lambda) := J_{\Omega_1}(u_1) + J_{\Omega_2}(u_2) + \int_{\Gamma} \lambda(u_1 - u_2).$$

By computing the differential of \mathcal{L} with respect to the u_i 's we get that the critical points satisfy weakly the local boundary value problems, on one hand

$$\begin{cases} -\Delta u_i = f, & \text{in } \Omega_i \\ \frac{\partial u_i}{\partial \mathbf{n}_i} = (-1)^i \lambda, & \text{on } \Gamma \end{cases} \quad (6.28)$$

and the continuity condition

$$u_1 = u_2 \quad (6.29)$$

on the other hand. We see that (6.28) and (6.29) can be rewritten equivalently by using the relations (6.21) and (6.22) from Definition 6.2.5,

$$\mathcal{T}_{feti}(\lambda, f) = 0$$

which is equivalent to the substructured formulation (6.25).

6.3 Two subdomains case at the algebraic level

The goal of this section is to write the algebraic counterpart of the algorithms defined in the previous section at the continuous level. This way, we shall be able to propose a good preconditioner for the algebraic Schur complement equation (6.5). This will be done in a finite element framework.

As we have seen in the beginning of this chapter, a variational problem discretized by a finite element method yields a linear system of the form $\mathbf{A}\mathbf{U} = \mathbf{F}$, where \mathbf{F} is a given right-hand side and \mathbf{U} is the set of unknowns. The set of degrees of freedom \mathcal{N} is decomposed into interior d.o.f.s \mathcal{N}_1 and \mathcal{N}_2 and interface d.o.f.s \mathcal{N}_{Γ} , see § 6.4 for a complete definition of this intuitive notion and Figure 6.1 as an illustration of the two-subdomain case.

The vector of unknowns \mathbf{U} (resp. \mathbf{F}) is decomposed into interior unknowns $\overset{\circ}{\mathbf{U}}_1$ and $\overset{\circ}{\mathbf{U}}_2$ (resp. $\overset{\circ}{\mathbf{F}}_1, \overset{\circ}{\mathbf{F}}_2$), and into interface unknowns, \mathbf{U}_{Γ} (resp. \mathbf{F}_{Γ}). By numbering interface equations last, we obtain a block decomposition of the linear system which has the shape of an arrow (pointing down to the right):

$$\begin{pmatrix} A_{11} & 0 & A_{1\Gamma} \\ 0 & A_{22} & A_{2\Gamma} \\ A_{\Gamma 1} & A_{\Gamma 2} & A_{\Gamma\Gamma} \end{pmatrix} \begin{pmatrix} \overset{\circ}{\mathbf{U}}_1 \\ \overset{\circ}{\mathbf{U}}_2 \\ \mathbf{U}_{\Gamma} \end{pmatrix} = \begin{pmatrix} \overset{\circ}{\mathbf{F}}_1 \\ \overset{\circ}{\mathbf{F}}_2 \\ \mathbf{F}_{\Gamma} \end{pmatrix}. \quad (6.30)$$

The algebraic counterpart of the continuous substructured problem (6.20) amounts simply to an elimination of the interior unknowns $\overset{\circ}{\mathbf{U}}_i$, $i = 1, 2$ in

(6.30) which leads to a Schur complement equation:

$$\boxed{\begin{aligned} S(\mathbf{U}_\Gamma, \mathbf{F}) &:= (A_{\Gamma\Gamma} - A_{\Gamma 1} A_{11}^{-1} A_{1\Gamma} - A_{\Gamma 2} A_{22}^{-1} A_{2\Gamma})(\mathbf{U}_\Gamma) \\ &\quad - (\mathbf{F}_\Gamma - A_{\Gamma 1} A_{11}^{-1} \overset{\circ}{\mathbf{F}}_1 - A_{\Gamma 2} A_{22}^{-1} \overset{\circ}{\mathbf{F}}_2) = 0 \end{aligned}} \quad (6.31)$$

The natural algebraic form of operator \mathcal{S} by (6.16) is thus defined by S in the above formula. In order to find the algebraic counterparts of the continuous preconditioner \mathcal{T} (eq.(6.17)) and thus of the continuous operators \mathcal{S}_i (eq.(6.14)), $i = 1, 2$ we need somehow to split the operator into two contributions coming from the subdomains.

For this purpose, we first of all note that there is a natural decomposition of $A_{\Gamma\Gamma} = (a_{\Gamma\Gamma}^{kl})_{k,l \in \mathcal{N}_\Gamma}$ into its contribution coming from each subdomain $A_{\Gamma\Gamma} = A_{\Gamma\Gamma}^1 + A_{\Gamma\Gamma}^2$. More precisely, let k, l be the indices of two degrees of freedom on the interface associated with two basis functions ϕ^k and ϕ^l . The corresponding entry $a_{\Gamma\Gamma}^{kl}$ can be decomposed into a sum $a_{\Gamma\Gamma}^{kl} = a_{\Gamma\Gamma}^{1,kl} + a_{\Gamma\Gamma}^{2,kl}$, where

$$a_{\Gamma\Gamma}^{i,kl} = \int_{\Omega_i} \nabla \phi^k \nabla \phi^l, \quad i = 1, 2.$$

In the same spirit, we define for $i = 1, 2$ and $k \in \mathcal{N}_\Gamma$:

$$f_\Gamma^{(i),k} := \int_{\Omega_i} f \phi^k$$

and $\mathbf{F}_\Gamma^{(i)} := (f_\Gamma^{(i),k})_{k \in \mathcal{N}_\Gamma}$. In order to make things simple, we have only considered the Poisson problem. Other partial differential equations such as the elasticity equations can be handled in the same manner.

Finally, we have a decomposition of matrix $A_{\Gamma\Gamma}$ into

$$A_{\Gamma\Gamma} = A_{\Gamma\Gamma}^{(1)} + A_{\Gamma\Gamma}^{(2)} \quad (6.32)$$

and of \mathbf{F}_Γ into

$$\mathbf{F}_\Gamma = \mathbf{F}_\Gamma^{(1)} + \mathbf{F}_\Gamma^{(2)}.$$

We can infer that for each domain $i = 1, 2$, the local operators

$$\boxed{S_i(\mathbf{U}_\Gamma, \mathbf{F}) := (A_{\Gamma\Gamma}^{(i)} - A_{\Gamma i} A_{ii}^{-1} A_{i\Gamma})(\mathbf{U}_\Gamma) - (\mathbf{F}_\Gamma^{(i)} - A_{\Gamma i} A_{ii}^{-1} \overset{\circ}{\mathbf{F}}_i)}.$$

are discretizations of the continuous operators \mathcal{S}_i , $i = 1, 2$ and let $\mathbb{S}_i := S_i(\cdot, 0)$ be local Schur complements. Note that from (6.32) we have as in the continuous case that:

$$S(\mathbf{U}_\Gamma, \mathbf{F}) = S_1(\mathbf{U}_\Gamma, \mathbf{F}) + S_2(\mathbf{U}_\Gamma, \mathbf{F}) \quad \text{and} \quad \mathbb{S} = \mathbb{S}_1 + \mathbb{S}_2.$$

Coming back to the substructuring, we obtain now natural a very natural definition.

Definition 6.3.1 (Substructuring formulation for Neumann-Neumann)

Since $\mathbb{S} = S(\cdot, 0)$, the substructured formulation reads

$$\boxed{\begin{array}{l} \text{Find } \mathbf{U}_\Gamma \in \mathbb{R}^{\#\mathcal{N}_\Gamma}, \text{ such that} \\ \mathbb{S}(\mathbf{U}_\Gamma) = -\mathbb{S}(0, \mathbf{F}) \end{array}} \quad (6.33)$$

The preconditioner \mathbb{T} analogous to (6.17) is the weighted sum:

$$\mathbb{T} := \frac{1}{2}(\mathbb{S}_1(\cdot, 0)^{-1} + \mathbb{S}_2(\cdot, 0)^{-1}) \frac{1}{2}. \quad (6.34)$$

The action of $\mathbb{S}_i(\cdot, 0)^{-1}$ on some interface vector g_Γ , $v_{i,\Gamma} = \mathbb{S}_i(\cdot, 0)^{-1}g_\Gamma$ can be computed by solving the discretized Neumann problem related to (6.18):

$$\begin{pmatrix} A_{ii} & A_{i\Gamma} \\ A_{\Gamma i} & A_{\Gamma\Gamma}^{(i)} \end{pmatrix} \begin{pmatrix} \hat{v}_i \\ v_{i,\Gamma} \end{pmatrix} = \begin{pmatrix} 0 \\ g_\Gamma \end{pmatrix}. \quad (6.35)$$

To sum up, the Neumann-Neumann method consists in solving for \mathbf{U}_Γ the Schur complement equation (6.31) or (6.33) by the PCG method using operator \mathbb{T} (6.34) as a preconditioner. At convergence, the algorithm will provide the interface values. Interior values in each subdomain can be computed by solving local Dirichlet problems:

$$A_{ii} \mathring{\mathbf{U}}_i = \mathring{\mathbf{F}}_i - A_{i\Gamma} \mathbf{U}_\Gamma. \quad (6.36)$$

Parallelism is natural since all these steps can mostly be computed concurrently on two processors. Matrix-vector products with operators \mathbb{S} and \mathbb{T} are both defined as sums of local computations and are therefore essentially parallel with a very high ratio of local computations over data transfer between processors. As for the step defined by equation (6.36), it is purely parallel.

As in the continuous case, it is possible to invert the role of the Neumann and Dirichlet problems and thus obtain the FETI algorithm.

Definition 6.3.2 (FETI interface operator) *Let the operator*

$$\mathbb{T}_{feti} : \mathbb{R}^{\#\mathcal{N}_\Gamma} \times \mathbb{R}^{\#\mathcal{N}} \longrightarrow \mathbb{R}^{\#\mathcal{N}_\Gamma}$$

be defined for some $\lambda \in \mathbb{R}^{\#\mathcal{N}_\Gamma}$ and $\mathbf{F} \in \mathbb{R}^{\#\mathcal{N}}$ as

$$\mathbb{T}_{feti}(\lambda, \mathbf{F}) := \mathbf{V}_{2,\Gamma} - \mathbf{V}_{1,\Gamma},$$

where $(\mathring{\mathbf{V}}_i, \mathbf{V}_{i,\Gamma})$ are the solutions of

$$\begin{pmatrix} A_{ii} & A_{i\Gamma} \\ A_{\Gamma i} & A_{\Gamma\Gamma}^{(i)} \end{pmatrix} \begin{pmatrix} \mathring{\mathbf{V}}_i \\ \mathbf{V}_{i,\Gamma} \end{pmatrix} = \begin{pmatrix} \mathbf{F}_i \\ \mathbf{F}_\Gamma^{(i)} + (-1)^i \lambda \end{pmatrix}. \quad (6.37)$$

It can be checked that $\mathbb{T}_{feti}(\lambda, 0) = 4\mathbb{T}$. We can infer from this that since \mathbb{T} is a good preconditioner for \mathbb{S} , $\frac{1}{4}\mathbb{S}$ is a good preconditioner for \mathbb{T}_{feti} . This leads to the following definition of the discrete FETI substructured formulation.

Definition 6.3.3 (Substructuring formulation for FETI) *The substructured formulation of the FETI algorithm reads*

$$\boxed{\begin{array}{l} \text{Find } \lambda \in R^{\#\mathcal{N}_\Gamma}, \text{ such that} \\ \mathbb{T}_{feti}(\lambda, 0) = -\mathbb{T}_{feti}(0, \mathbf{F}). \end{array}}$$

This problem is solved by the PCG algorithm, using the operator

$$\frac{1}{2}\mathbb{S}\frac{1}{2}$$

as a preconditioner.

This approach has been developed in [77, 35, 120].

6.3.1 Link with approximate factorization

Following [170], we will establish a connection between the Neumann-Neumann algorithm and a block approximate factorization of the original system (6.30). Recall first that an exact block factorization of matrix A is given by equation (6.2) so that its inverse is given by the formula in equation (6.4)

$$A^{-1} = \begin{pmatrix} I & 0 & -A_{11}^{-1}A_{1\Gamma} \\ & I & -A_{22}^{-1}A_{2\Gamma} \\ & & I \end{pmatrix} \begin{pmatrix} A_{11}^{-1} & & \\ & A_{22}^{-1} & \\ & & \mathbb{S}^{-1} \end{pmatrix} \begin{pmatrix} I & & \\ 0 & I & \\ -A_{\Gamma 1}A_{11}^{-1} & -A_{\Gamma 2}A_{22}^{-1} & I \end{pmatrix}.$$

This suggests the approximation $M^{-1} \simeq A^{-1}$ of the inverse, which naturally provides a preconditioner

$$M^{-1} := \begin{pmatrix} I & 0 & -A_{11}^{-1}A_{1\Gamma} \\ & I & -A_{22}^{-1}A_{2\Gamma} \\ & & I \end{pmatrix} \begin{pmatrix} A_{11}^{-1} & & \\ & A_{22}^{-1} & \\ & & \mathbb{T} \end{pmatrix} \begin{pmatrix} I & & \\ 0 & I & \\ -A_{\Gamma 1}A_{11}^{-1} & -A_{\Gamma 2}A_{22}^{-1} & I \end{pmatrix}. \quad (6.38)$$

where \mathbb{T} is given by (6.34). A direct computation shows that the preconditioned system $M^{-1}A$ has the following form:

$$M^{-1}A = \begin{pmatrix} I & 0 & 0 \\ 0 & I & 0 \\ 0 & 0 & \mathbb{T}\mathbb{S} \end{pmatrix}$$

Due to the properties of matrices \mathbb{S} and \mathbb{T} we can state some remarkable features.

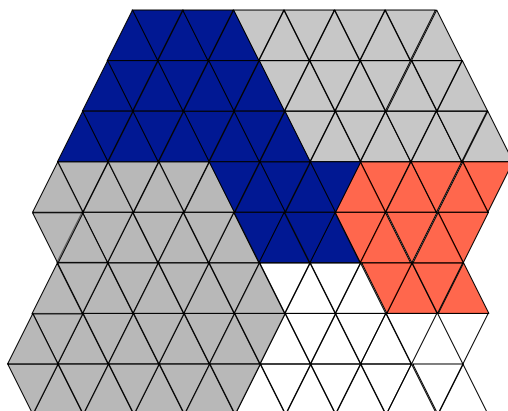


Figure 6.4: Non overlapping geometric partition

Remark 6.3.1 *This preconditioner has a few properties:*

- *In the case of exact solves in the subdomains, that is for the computation of the exact factorization of A_{ii} , the application of this preconditioner is equivalent to that of the Schur complement approach, except that it is performed at global level.*
- *Inexact solvers can be used in the subdomains since the application of M^{-1} requires the repeated application of A_{ii}^{-1} .*
- *The preconditioner is symmetric and this symmetry can be preserved in the case of inexact solves, provided that the same inexact solves are used in the first and the last terms of (6.38).*
- *The bad news is that even if we have the spectral equivalence of the preconditioner with the diagonal blocks A_{ii}^{-1} , M^{-1} is not necessarily spectrally equivalent to matrix A . Whereas with overlapping Schwarz methods when the local subdomain solvers are replaced by a spectrally equivalent solver the convergence behavior of the ASM is asymptotically equivalent to that of ASM with exact solvers, see [170].*

6.4 Many subdomains case

In a finite element setting, the computational domain is the union of elements of the finite element mesh \mathcal{T}_h . A geometric partition of the computational domain is natural. Here again, graph partitioning can be used by first modeling the finite element mesh by a graph, and then partitioning it into N parts, see Figure 6.4.

As in section 1.3.2, we define a partition of unity for the non overlapping decomposition of the domain Ω into subdomains Ω_i , $i = 1, \dots, N$. We recall

that it corresponds to an overlapping decomposition of the set of d.o.f.s \mathcal{N} since some basis functions have a support that intersects two or more subdomains. Let $\{\phi_k\}_{k \in \mathcal{N}}$ be a basis of the finite element space. For $1 \leq i \leq N$, we define

$$\mathcal{N}_i := \{k \in \mathcal{N} : \text{supp}(\phi_k) \cap \Omega_i \neq \emptyset\}$$

the set of degrees of freedom whose associated basis function intersects subdomain Ω_i . For each degree of freedom $k \in \mathcal{N}$, let

$$\mu_k := \#\{j : 1 \leq j \leq N \text{ and } k \in \mathcal{N}_j\}$$

be the number of subdomains that “interact” with function ϕ_k . For example, for a $P1$ finite element method and an interface point shared by two subdomains, we have $\mu_k = 2$. If the point is a cross point shared by four subdomains, we have $\mu_k = 4$.

The global set of d.o.f.’s can be decomposed into unknowns interior to subdomains Ω_i , $1 \leq i \leq N$:

$$\mathring{\mathcal{N}}_i := \{k \in \mathcal{N}_i / \mu_k = 1\}$$

and the set of interface unknowns, also called the *skeleton*, defined as:

$$\mathcal{N}_\Gamma := \{k \in \mathcal{N} / \mu_k > 1\}.$$

Let \mathring{R}_i and R_Γ be the restriction boolean matrices from the global set \mathcal{N} to subsets $\mathring{\mathcal{N}}_i$ and \mathcal{N}_Γ . For $\mathbf{U} \in \mathbb{R}^{\#\mathcal{N}}$, let $\mathring{\mathbf{U}}_i := \mathring{R}_i \mathbf{U} = (U_k)_{k \in \mathring{\mathcal{N}}_i}$ be the set of interior degrees of freedom of subdomain Ω_i and $\mathbf{U}_\Gamma := R_\Gamma \mathbf{U} = (U_k)_{k \in \mathcal{N}_\Gamma}$ denote the set of interface degrees of freedom. Note that the sets $(\mathring{\mathcal{N}}_i)_{1 \leq i \leq N}$ and \mathcal{N}_Γ form a partition of \mathcal{N}

$$\mathcal{N} = \left(\bigcup_{i=1}^N \mathring{\mathcal{N}}_i \right) \cup \mathcal{N}_\Gamma.$$

For a finite element discretization of partial differential equations, the matrix has a sparse structure:

$$\mathring{R}_i A R_j^T = 0, \text{ for } i \neq j.$$

If the skeleton unknowns are numbered last, the corresponding block form of the global problem is thus:

$$\begin{pmatrix} A_{11} & 0 & \cdots & 0 & A_{1\Gamma} \\ 0 & A_{22} & & \vdots & A_{2\Gamma} \\ \vdots & 0 & \ddots & 0 & \vdots \\ 0 & 0 & & A_{NN} & A_{N\Gamma} \\ A_{\Gamma 1} & A_{\Gamma 2} & \cdots & A_{\Gamma N} & A_{\Gamma\Gamma} \end{pmatrix} \begin{pmatrix} \mathring{\mathbf{U}}_1 \\ \mathring{\mathbf{U}}_2 \\ \vdots \\ \mathring{\mathbf{U}}_N \\ \mathbf{U}_\Gamma \end{pmatrix} = \begin{pmatrix} \mathring{\mathbf{F}}_1 \\ \mathring{\mathbf{F}}_2 \\ \vdots \\ \mathring{\mathbf{F}}_N \\ \mathbf{F}_\Gamma \end{pmatrix} \quad (6.39)$$

As in the two-subdomain case for matrix (6.1), it has an arrow shape which allows a multifrontal direct factorization.

In order to define a Neumann-Neumann preconditioner for the substructured problem

$$\mathbb{S} \mathbf{U}_\Gamma = \mathbf{F}_\Gamma - \sum_{i=1}^N A_{\Gamma_i} A_{ii}^{-1} \mathring{\mathbf{F}}_i, \quad \text{where } \mathbb{S} := A_{\Gamma\Gamma} - \sum_{i=1}^N A_{\Gamma_i} A_{ii}^{-1} A_{i\Gamma}, \quad (6.40)$$

we make use of the decomposition induced on the skeleton \mathcal{N}_Γ by the geometrical domain decomposition. We have thus the following decomposition of the skeleton:

$$\mathcal{N}_\Gamma = \bigcup_{1 \leq i \leq N} \mathcal{N}_{\Gamma_i}.$$

where the set of indices of interface unknowns of subdomain Ω_i is

$$\mathcal{N}_{\Gamma_i} := \{k \in \mathcal{N}_i / \mu_k > 1\} = \mathcal{N}_\Gamma \cap \mathcal{N}_i \quad 1 \leq i \leq N.$$

Let R_{Γ_i} be the restriction Boolean matrix from the skeleton \mathcal{N}_Γ to \mathcal{N}_{Γ_i} . For a vector of skeleton d.o.f. $\mathbf{U}_\Gamma \in \mathbb{R}^{\#\mathcal{N}_\Gamma}$, let $\mathbf{U}_{\Gamma_i} := R_{\Gamma_i} \mathbf{U}_\Gamma = (U_{\Gamma_k})_{k \in \mathcal{N}_{\Gamma_i}}$ denote the set of interface degrees of freedom of subdomain Ω_i .

Let D_{Γ_i} be a diagonal matrix of size $\mathbb{R}^{\#\mathcal{N}_{\Gamma_i}} \times \mathbb{R}^{\#\mathcal{N}_{\Gamma_i}}$ whose entries are

$$(D_{\Gamma_i})_{kk} := \frac{1}{\mu_k}, \quad \forall k \in \mathcal{N}_{\Gamma_i}.$$

We have clearly partition of unity on the skeleton:

$$\sum_{i=1}^N R_{\Gamma_i}^T D_{\Gamma_i} R_{\Gamma_i} = I_{d_\Gamma}.$$

In order to define a Neumann-Neumann preconditioner for (6.40), we first decompose $A_{\Gamma\Gamma}$ into its local contributions coming from the subdomains:

$$A_{\Gamma\Gamma} = \sum_{i=1}^N A_{\Gamma\Gamma}^{(i)}$$

as it was done in the two subdomain case in eq. (6.32). More precisely for a Poisson problem, let k, l be the indices of two degrees of freedom on the interface associated with two basis functions ϕ^k and ϕ^l . The corresponding entry $a_{\Gamma\Gamma}^{kl}$ can be decomposed into a sum $a_{\Gamma\Gamma}^{i,kl}$, where

$$a_{\Gamma\Gamma}^{i,kl} = \int_{\Omega_i} \nabla \phi^k \nabla \phi^l, \quad i = 1, \dots, N.$$

This yields a decomposition of \mathbb{S} :

$$\mathbb{S} = \sum_{i=1}^N \mathbb{S}_i, \quad \mathbb{S}_i := A_{\Gamma\Gamma}^{(i)} - A_{\Gamma_i} A_{ii}^{-1} A_{i\Gamma}. \quad (6.41)$$

Remark 6.4.1 Note that contrarily to the two subdomain case, matrices \mathbb{S}_i have many zero columns and lines and are thus non invertible. The original matrix A arising from a finite element discretization of a partial differential operator, all lines and columns related to indices that do not belong to the set \mathcal{N}_{Γ_i} are zeros. It is thus not possible to define directly the preconditioner as a weighted sum of the inverses of the local Schur complement \mathbb{S}_i as in the two subdomain case (6.34).

Definition 6.4.1 (Neumann-Neumann for many subdomains) We define local Schur complement matrices $S_i \in \mathbb{R}^{\mathcal{N}_{\Gamma_i} \times \mathcal{N}_{\Gamma_i}}$ by

$$S_i := R_{\Gamma_i} \mathbb{S}_i R_{\Gamma_i}^T.$$

From the above remark, we have:

$$\mathbb{S}_i = R_{\Gamma_i}^T S_i R_{\Gamma_i}.$$

From (6.41), we have:

$$\mathbb{S} = \sum_{i=1}^N R_{\Gamma_i}^T S_i R_{\Gamma_i}. \quad (6.42)$$

The substructuring Neumann-Neumann method consists in solving the interface problem (6.40) by a conjugate gradient algorithm preconditioned by the interface operator

$$\mathbb{T} := \sum_{i=1}^N R_{\Gamma_i}^T D_{\Gamma_i} S_i^{-1} D_{\Gamma_i} R_{\Gamma_i}. \quad (6.43)$$

Note that it is not necessary to compute the matrix S_i^{-1} . As seen in formula (6.35), it is sufficient to solve a Neumann problem in the subdomains.

6.4.1 Remarks on FETI

In the two subdomain case, we have seen at both the continuous and algebraic levels in previous sections that Neumann-Neumann and FETI algorithms are very similar. At the algebraic levels the substructured operators $S(\cdot, 0)$ and $\mathbb{T}_{feti}(\cdot, 0)$ are both square and have the same size: the number of interface unknowns. When there are cross points (points that belong to three or more subdomains which is typical in the many subdomain case), things are more involved and the number of Lagrange multipliers will exceed the number of (non duplicated) interface unknowns. This is exemplified in Figures 6.5 and 6.6. We have a domain decomposed into four subdomains. The cross point belongs to the four subdomains. Figure 6.5 corresponds to the Neumann-Neumann method where the unknowns related to the substructured operator $S(\cdot, 0)$ are the degrees of freedom located on the interfaces without any duplication. Figure 6.6 corresponds to the FETI method

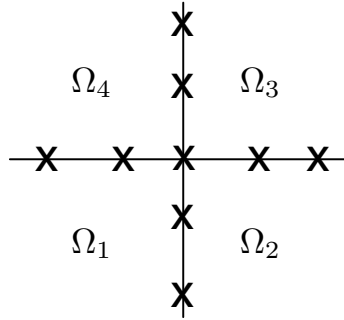


Figure 6.5: Skeleton and BNN interface unknowns for four subdomains

where the unknowns related to the FETI operator $\mathbb{T}_{feti}(\cdot, 0)$ are the links between the duplicated interface unknowns. They are Lagrange multipliers of the equality constraints on the duplicated interface unknowns. When a d.o.f. belongs to two and only two subdomains, there is one associated Lagrange multiplier. The duplication of the cross point of Figure 6.6 yields four unknowns, denoted u_1^C , u_2^C , u_3^C and u_4^C . The subscript indicates the subdomain it comes from. In order to minimize the number of Lagrange multipliers, we choose to impose non redundant equality constraints such as $u_1^C = u_2^C$, $u_2^C = u_3^C$ and $u_3^C = u_4^C$. They yield three Lagrange multipliers labeled λ_{12} , λ_{23} and λ_{34} . Thus we have two more unknowns in the FETI method than in the Neumann-Neumann method. An equivalence between a correct generalization of the FETI method and the Neumann-Neumann method although possible cannot be simple. We refer the interested reader to e.g. the books [179] [153]. Papers for the more advanced Schur complement methods are e.g. the papers introducing FETI-DP [75], BBDC [46] and the relation between these two algorithms [127].

6.5 Neumann-Neumann method in FreeFem++

From the point of view of a practical implementation, formulas (6.40) and (6.43) raise two difficulties. First the need for a data structure adapted to the interface and second the well-posedness of the local Neumann problems as in the case of floating subdomains for Poisson problems where the constant function $\mathbf{1}$ is in the kernel of \mathbb{S}_i for $1 \leq i \leq N$.

We overcome the first difficulty by an implementation based on the global unknowns. It enables us to use the formalism already introduced for the Schwarz method, chapter 1, based on a global partition of unity (see § 1.3):

$$Id = \sum_{i=1}^N R_i^T D_i R_i. \quad (6.44)$$

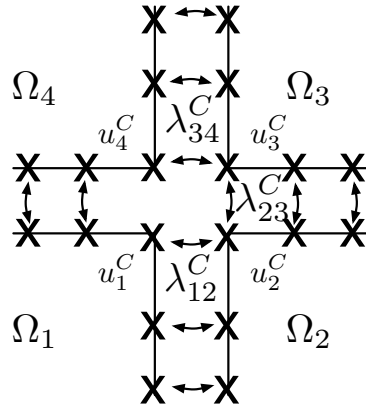


Figure 6.6: FETI duplicated interfaces and non redundant Lagrange multipliers for four subdomains

As for the second difficulty, we regularize the Neumann problems. Since they are involved only in the preconditioning step, the converged solution is not affected. In section 7.7.2, we present a more classical approach to handle a possible kernel in matrix S_i .

We detail here our FreeFem++ implementation. As explained in § 1.7, a Dirichlet boundary condition is penalized with a parameter denoted here $tg\nu$. Denote the matrix of a local “Dirichlet” problem by A_D^i :

$$A_D^i := \begin{pmatrix} A_{ii} & A_{i\Gamma_i} \\ A_{\Gamma_i i} & A_{\Gamma_i \Gamma_i}^{(i)} + tg\nu Id \end{pmatrix}. \quad (6.45)$$

For the sake of simplicity, we suppose that $tg\nu$ is sufficiently large so that:

$$(A_D^i)^{-1} \begin{pmatrix} \mathring{F}_i \\ F_{\Gamma}^i + tg\nu U_{\Gamma_i} \end{pmatrix} = \begin{pmatrix} A_{ii}^{-1}(\mathring{F}_i - A_{i\Gamma_i} U_{\Gamma_i}) \\ U_{\Gamma_i} \end{pmatrix}. \quad (6.46)$$

Let ε be a small positive parameter and $M^i = (m^{i,kl})_{k,l \in \mathcal{N}_i}$ denote the local mass matrix of the subdomain Ω_i . More precisely, for $k, l \in \mathcal{N}_i$, we define

$$m^{i,kl} := \left(\int_{\Omega_i} \phi_k \phi_l \right).$$

The regularized local Neumann problem A_N^i is defined by:

$$A_N^i := \varepsilon M^i + \begin{pmatrix} A_{ii} & A_{i\Gamma_i} \\ A_{\Gamma_i i} & A_{\Gamma_i \Gamma_i}^{(i)} \end{pmatrix}. \quad (6.47)$$

For the sake of simplicity, we assume that the regularizing parameter ε is small enough so that the following formula holds:

$$(A_N^i)^{-1} := \begin{pmatrix} A_{ii}^{-1}(Id + A_{i\Gamma_i}S_i^{-1}A_{\Gamma_i i}A_{ii}^{-1}) & -A_{ii}^{-1}A_{i\Gamma_i}S_i^{-1} \\ -S_i^{-1}A_{\Gamma_i i}A_{ii}^{-1} & S_i^{-1} \end{pmatrix}. \quad (6.48)$$

Using the algebraic partition of unity, we now define the global counterpart of the interface operator S (see eq. (6.31)).

Definition 6.5.1 *Let $\mathbf{U}, \mathbf{F} \in \mathbb{R}^{\#N}$, we define $\tilde{S}(\mathbf{U}, \mathbf{F})$ by the following formula:*

$$\tilde{S}(\mathbf{U}, \mathbf{F}) := \mathbf{F} - A \sum_i R_i^T D_i (A_D^i)^{-1} \begin{pmatrix} \mathring{\mathbf{F}}_i \\ \mathbf{F}_\Gamma^i + tgv \mathbf{U}_{\Gamma_i} \end{pmatrix} \quad (6.49)$$

This definition deserves some explanations.

- For each $1 \leq i \leq N$, the application of $(A_D^i)^{-1}$ to the vector $(\mathring{\mathbf{F}}_i, \mathbf{F}_\Gamma^i + tgv \mathbf{U}_{\Gamma_i})^T$ returns a vector local to subdomain Ω_i which is equal to \mathbf{U}_{Γ_i} on the interface Γ_i and which verifies equation (6.39) for the nodes interior to Ω_i as seen from (6.46).
- The local values previously obtained are assembled in a global vector using the partition of unity (6.44).
- The global vector obtained is equal to \mathbf{U}_Γ on the skeleton Γ and verifies equation (6.39) for the interior nodes.
- Finally, $\tilde{S}(\mathbf{U}, \mathbf{F})$ is the corresponding global residual.

More precisely, we have the following property written in a compact form:

Result 6.5.1 *The link between the global residual and the Schur complement residual is expressed by:*

$$\forall \mathbf{U}, \mathbf{F} \in \mathbb{R}^{\#N}, \quad \tilde{S}(\mathbf{U}, \mathbf{F}) = R_\Gamma^T S(R_\Gamma \mathbf{U}, \mathbf{F})$$

where R_Γ was defined as the restriction operator to the interface unknowns.

Proof From eq. (6.46) and (6.49), we have indeed:

$$\begin{aligned} \tilde{S}(\mathbf{U}, \mathbf{F}) &= \mathbf{F} - A \sum_i R_i^T D_i \begin{pmatrix} A_{ii}^{-1}(\mathring{\mathbf{F}}_i - A_{i\Gamma_i} \mathbf{U}_{\Gamma_i}) \\ \mathbf{U}_{\Gamma_i} \end{pmatrix} \\ &= \mathbf{F} - A \begin{pmatrix} A_{11}^{-1}(\mathring{\mathbf{F}}_1 - A_{1\Gamma_1} \mathbf{U}_{\Gamma_1}) \\ A_{22}^{-1}(\mathring{\mathbf{F}}_2 - A_{2\Gamma_2} \mathbf{U}_{\Gamma_2}) \\ \vdots \\ A_{NN}^{-1}(\mathring{\mathbf{F}}_N - A_{N\Gamma_N} \mathbf{U}_{\Gamma_N}) \\ \mathbf{U}_\Gamma \end{pmatrix} = \begin{pmatrix} 0 \\ 0 \\ \vdots \\ 0 \\ G_\Gamma - \mathbb{S}(\mathbf{U}_\Gamma) \end{pmatrix}, \end{aligned}$$

where we have used the partition of unity identity (6.44), the fact that the diagonal entries of D_i are one for interior d.o.f.'s of subdomain Ω_i (\mathring{N}_i) and the equality

$$A_{i\Gamma_i} R_{\Gamma_i} \mathbf{U} = A_{i\Gamma} R_{\Gamma} \mathbf{U}.$$

■

Thus we have seen that solving

$$\boxed{\tilde{S}(\cdot, 0)(\mathbf{U}) = -\tilde{S}(0, \mathbf{F})} \quad (6.50)$$

amounts to solving equation (6.40). From Result 6.5.1, it is clear that

- System (6.50) is not invertible since the kernel of $\tilde{S}(\cdot, 0)$ is made of vectors $\mathbf{U} \in \mathbb{R}^{\#\mathcal{N}}$ such that $R_{\Gamma} \mathbf{U} = 0$.
- The range of $\tilde{S}(\cdot, 0)$ is made of vectors whose interior values are so that $-\tilde{S}(0, \mathbf{F}) \in \text{range}(\tilde{S}(\cdot, 0))$.
- Solutions to equation (6.50) exist and are unique up to an arbitrary element of $\ker(\tilde{S}(\cdot, 0))$.

In other words, only the interface values of a solution to (6.50) are unique. The correct interior values can be obtained by a parallel post processing consisting in setting the interior values to

$$A_{ii}^{-1}(\mathring{\mathbf{F}}_i - A_{i\Gamma_i} \mathbf{U}_{\Gamma_i}), \quad \forall 1 \leq i \leq N.$$

A preconditioner for equation (6.50) is defined by:

$$\boxed{\tilde{\mathbb{T}}(\mathbf{r}) := \left(\sum_{i=1}^N R_i^T D_i (A_N^i)^{-1} D_i R_i \right) \mathbf{r} \quad \text{for } \mathbf{r} \in \mathbb{R}^{\#\mathcal{N}}.} \quad (6.51)$$

Result 6.5.2 *We have the following link between $\tilde{\mathbb{T}}$ defined by eq. (6.51) and \mathbb{T} defined by eq. (6.43). For all $\mathbf{r}_{\Gamma} \in \mathbb{R}^{\#\mathcal{N}_{\Gamma}}$,*

$$R_{\Gamma}(\tilde{\mathbb{T}} R_{\Gamma}^T \mathbf{r}_{\Gamma}) = \mathbb{T}(\mathbf{r}_{\Gamma})$$

Proof We first prove the following identity

$$\tilde{\mathbb{T}} \begin{pmatrix} 0 \\ 0 \\ \vdots \\ 0 \\ \mathbf{r}_{\Gamma} \end{pmatrix} = \begin{pmatrix} -A_{11}^{-1} A_{1\Gamma} \mathbb{S}_1^{-1} D_{\Gamma} \mathbf{r}_{\Gamma} \\ -A_{22}^{-1} A_{2\Gamma} \mathbb{S}_2^{-1} D_{\Gamma} \mathbf{r}_{\Gamma} \\ \vdots \\ -A_{NN}^{-1} A_{N\Gamma} \mathbb{S}_N^{-1} D_{\Gamma} \mathbf{r}_{\Gamma} \\ \mathbb{T}(\mathbf{r}_{\Gamma}) \end{pmatrix}.$$

This shows that the action of $\widetilde{\mathbb{T}}$ on the interface component of the residual amounts to that of \mathbb{T} defined by formula (6.43). Then, for each subdomain $i, 1 \leq i \leq N$, we have

$$(A_N^i)^{-1} D_i R_i \begin{pmatrix} 0 \\ 0 \\ \vdots \\ 0 \\ \mathbf{r}_\Gamma \end{pmatrix} = (A_N^i)^{-1} \begin{pmatrix} 0 \\ D_{\Gamma_i} \mathbf{r}_{\Gamma_i} \end{pmatrix} = \begin{pmatrix} -A_{ii}^{-1} A_{i\Gamma} \mathbb{S}_i^{-1} D_\Gamma \mathbf{r}_\Gamma \\ R_{\Gamma_i} \mathbb{S}_i^{-1} D_\Gamma \mathbf{r}_\Gamma \end{pmatrix}.$$

For the interior unknowns to the subdomains D_i is the identity so that

$$D_i (A_N^i)^{-1} D_i R_i \begin{pmatrix} 0 \\ 0 \\ \vdots \\ 0 \\ \mathbf{r}_\Gamma \end{pmatrix} = \begin{pmatrix} -A_{ii}^{-1} A_{i\Gamma} \mathbb{S}_i^{-1} D_\Gamma \mathbf{r}_\Gamma \\ D_{\Gamma_i} R_{\Gamma_i} \mathbb{S}_i^{-1} D_\Gamma \mathbf{r}_\Gamma \end{pmatrix}.$$

Finally, due to the fact that the global partition of unity (6.50) induces an interface partition of unity, we have by left multiplying by R_i^T and summing over the subdomains:

$$\widetilde{\mathbb{T}} \begin{pmatrix} 0 \\ 0 \\ \vdots \\ 0 \\ \mathbf{r}_\Gamma \end{pmatrix} = \begin{pmatrix} -A_{11}^{-1} A_{1\Gamma} \mathbb{S}_1^{-1} D_\Gamma \mathbf{r}_\Gamma \\ -A_{22}^{-1} A_{2\Gamma} \mathbb{S}_2^{-1} D_\Gamma \mathbf{r}_\Gamma \\ \vdots \\ -A_{NN}^{-1} A_{N\Gamma} \mathbb{S}_N^{-1} D_\Gamma \mathbf{r}_\Gamma \\ \mathbb{T}(\mathbf{r}_\Gamma) \end{pmatrix}.$$

■

To summarize,

- We solve the (ill-posed) linear system (6.50) by a conjugate gradient method preconditioned by operator $\widetilde{\mathbb{T}}$ (6.51).
- The solution returned by the Krylov method is correct on the interface but interior values need to be corrected, see § 3.5 and the characterization of the kernel and range of $\widetilde{\mathcal{S}}(\cdot, 0)$ above.
- This correction is achieved by the following post processing step:

$$\mathring{\mathbf{U}}_i = A_{ii}^{-1} (\mathring{\mathbf{F}}_i - A_{i\Gamma_i} \mathbf{U}_{\Gamma_i})$$

where \mathbf{U}_{Γ_i} is the restriction to Γ_i of the interface values \mathbf{U}_Γ .

6.5.1 FreeFem++ scripts

We are ready now to provide the FreeFem++ implementation. The beginning is identical of those of the Schwarz routines, except that the

decomposition into subdomain is without overlap. Therefore we don't need to add layers to create an overlapping mesh and the different operators are created accordingly. As in the case of the Schwarz algorithm, we still need to create a partition of unity (based on the non-overlapping decomposition) and the restriction and extension operators. Also, we provide the option of building a coarse space, based on constant local vectors weighted by the partition of unity. Afterwards we build the local Dirichlet and Neumann problem matrices

```

mesh Thi=Th; // freefem's trick, formal definition
fespace Vhi(Thi,P1); // freefem's trick, formal definition
15 Vhi[int] rhsid(npart),rhsin(npart); // local right hand sides
Vhi[int] auntgv(npart);
plot(part, wait=1,fill=1,ps="Decomp.eps");
for(int i=0;i<npart;++i)
19 {
    Thi=aTh[i];
    varf vad(u,v) = int2d(Thi)(eta*u*v+kappa*Grad(u)*Grad(v))
                    + on(1,u=g) + int2d(Thi)(f*v) // Dirichlet pb. -Delta
                    ↪ (u)=f , u=g on the boundary
23     + on(10,u=0); // Dirichlet BC on the interface
    varf van(u,v) = int2d(Thi)(etan*u*v+kappa*Grad(u)*Grad(v))
                    + on(1,u=g) + int2d(Thi)(f*v) // Dirichlet pb. -Delta
                    ↪ (u)=f , u=g on the boundary
                    ; // Neumann BC on the interface
27     aA[i] = vad(Vhi,Vhi,solver=UMFPACK); // local "Dirichlet" matrix
    aN[i] = van(Vhi,Vhi,solver=UMFPACK); // local "Neumann" matrix
    rhsid[i][] = vad(0,Vhi); // local "Dirichlet" rhs
    rhsin[i][] = van(0,Vhi); // local "Neumann" rhs
31     varf vaun(u,v) = on(10,u=1);
    auntgv[i][] = vaun(0,Vhi); // array of tgv on Gamma intern, 0 elsewhere
}

```

Listing 6.1: ./FETI/FreefemProgram/FETI-BNN.edp

We need also the routine counterparts of the application of the operators $\tilde{\mathcal{S}}$ and $\tilde{\mathcal{T}}$. Before that, let us define the local Dirichlet solve for a homogeneous and non-homogeneous problem defined on the global boundary.

```

func real[int] extendDir(real[int] ud, bool hom)
3 // Solve local Dirichlet problems with ud at the interface
  // homogeneous on the real boundary (hom = 1) or not (hom = 0)
  {
    Vh s=0;
7   for(int i=0;i<npart;++i)
      {
        real[int] ui = Rih[i]*ud; // local solution
        real[int] bi = ui .* aungv[i]; // take into account the interface conditions
11      if (hom)
          bi = aungv[i] ? bi : 0; // update rhs
        else
          bi = aungv[i] ? bi : rhsid[i];
15      ui= aA[i] ^-1* bi; // solve local Dirichlet problem
        bi = Dih[i]*ui; // use the partition of unity
        s[]+= Rih[i]*bi; // extend the local solution globally
      }
19   return s[];
  }

```

Listing 6.2: ./FreefemCommon/matvecDtNtD.idp

The effect of operator \tilde{S} is given by

```

func real[int] A(real[int] &l) // DtN operator
  {
26   Vh ui, rn, s;
      ui[]=l.*intern[];
      s[] = extendDir(ui[],1);
      rn[] = Aglobal*s[];
30   rn[] = rn[] .* intern[];
      return rn[];
  }

```

Listing 6.3: ./FreefemCommon/matvecDtNtD.idp

and that of operator \tilde{T} is given by


```

// and the application of the preconditioner
func real[int] Mm1(real[int] &l) // preconditionner = NtD operator
37 {
    Vh s = 0,rn;
    rn[] = l;
    for(int i=0;i<npart;++i)
41     {
        real[int] rb = Rih[i]*rn[];
        real[int] ri = Dih[i]*rb; // local residual
        real[int] ui = aN[i]-1* ri; // local solution of the Neumann problem
45     real[int] bi = Dih[i]*ui;
        s[] += Rih[i]*bi; // extend the local solution globally
    }
    s[] = s[].*intern[];
49 return s[];
}

```

Listing 6.4: ./FreefemCommon/matvecDtNtD.idp

The latter can be used simply as a preconditioner in a conjugate gradient or one can add a second level, by thus obtaining the Balancing Neumann-Neumann algorithm

```

6 func real[int] BNN(real[int] &u) // precondition BNN
{
    real[int] aux2=Mm1(u);
    if(withBNN){
10     real[int] aux1 = Q(u);
        aux2 = P(u);
        real[int] aux3 = Mm1(aux2);
        aux2 = PT(aux3);
14     aux2 += aux1;
    }
    return aux2;
}

```

Listing 6.5: ./FETI/FreefemProgram/PCG-BNN.idp

Finally, this is used in the main script in the following way

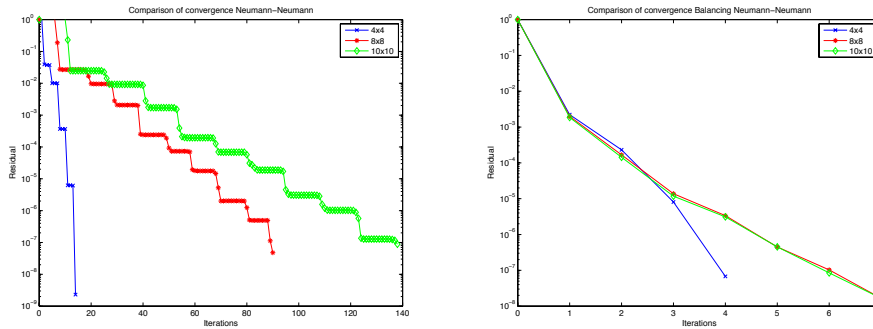


Figure 6.7: Neumann-Neumann convergence without (left) and with (right) coarse space for a uniform decomposition

```

Vh s, b, un, gd;
37 include "../FreefemCommon/matvecDtNtd.idp"
include "../FreefemCommon/coarsespace.idp"
// compute rhs of the interface problem: b[]
un = 0;
41 gd[] = g;
un[] += bord[] * gd[];
s[] = extendDir(un[], 0);
b[] = Aglobal * s[];
45 b[] -= rhsglobal[];
b[] *= -1;
include "PCG-BNN.idp"
Vh lam = 0, sol;
49 lam[] = lam[] * intern[]; // insures that the first iterate verifies
lam[] += bord[] * gd[]; // the global BC, from iter=1 on this is true
sol[] = myPCG(lam[], tol, maxit);
sol[] = extendDir(sol[], 0);
53 Vh err = sol - uglob;
plot(sol, cmm = " Final Solution", wait = 1, dim = 3, fill = 1, value = 1);
cout << " Final error: " << err[] * llnfty << endl;

```

Listing 6.6: `./FETI/FreefemProgram/FETI-BNN.edp`

In Figures 6.7 and 6.8, we report results for uniform and Metis decompositions into 4×4 , 8×8 and 10×10 subdomains. We use the Neumann-Neumann method as a preconditioner in a Krylov method. In the first set of tests the method is used without a coarse space and we see that the iteration number depends linearly on the total number of domains and not only on the number of domains in one direction as in the case of the Schwarz methods. By adding a coarse space, the behavior becomes insensitive to the number of subdomains as expected. Note that the convergence is better in the case of uniform decompositions than in the case of decompositions using Metis.

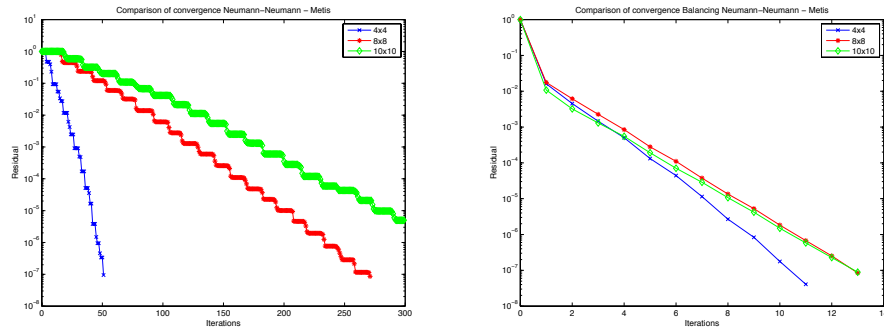


Figure 6.8: Neumann-Neumann convergence without (left) and with (right) coarse space for a Metis decomposition

6.6 Non-standard Neumann-Neumann type methods

Some algorithmic aspects of systems of PDEs based simulations can be better clarified by means of symbolic computation techniques. This is very important since numerical simulations heavily rely on solving systems of PDEs. Some domain decomposition methods are well understood and efficient for scalar symmetric equations (e.g., Laplacian, biLaplacian) and to some extent for non-symmetric equations (e.g., convection-diffusion). But they have poor performances and lack robustness when used for symmetric systems of PDEs, and even more so for non-symmetric complex systems.

In particular, we shall concentrate on Neumann-Neumann and FETI type algorithms. In some sense, these methods applied to systems of PDEs (such as Stokes, Oseen, linear elasticity) are less optimal than the domain decomposition methods for scalar problems. Indeed, in the case of two subdomains consisting of the two half planes, it is well-known that the Neumann-Neumann preconditioner is an exact preconditioner (the preconditioned operator is the identity operator) for the Schur complement equation for scalar equations like the Laplace problem. Unfortunately, this does not hold in the vector case.

In order to achieve this goal, we have used in [29, 30] algebraic methods developed in constructive algebra, D -modules (differential modules) and symbolic computation such as the so-called Smith or Jacobson normal forms and Gröbner basis techniques for transforming a linear system of PDEs into a set of independent scalar PDEs. These algebraic and symbolic methods provide important intrinsic information (e.g., invariants) about the linear system of PDEs to solve. For instance we recover that the two-dimensional Stokes system is in some sense equivalent to a biharmonic operator (6.56).

In fluid mechanics, it relates to the stream function formulation [11]. These build-in properties need to be taken into account in the design of new numerical methods, which can supersede the usual ones based on a direct extension of the classical scalar methods to linear systems of PDEs. By means of these techniques, it is also possible to transform the linear system of PDEs into a set of decoupled PDEs under certain types of invertible transformations. One of these techniques is the so-called Smith normal form of the matrix of OD operators associated with the linear system. The Smith normal form has already been successfully applied to open problems in the design of Perfectly Matched Layers (PML). The theory of PML for scalar equations was well-developed and the usage of the Smith normal form allowed to extend these works to systems of PDEs. In [137], a general approach is proposed and applied to the particular case of the compressible Euler equations that model aero-acoustic phenomena and in [10] for shallow-water equations.

For domain decomposition methods, several results have been obtained on compressible Euler equations [57, 58], Stokes and Oseen systems [59, 60] or in [98] where a new method in the "Smith" spirit has been derived. Previously the computations were performed heuristically, whereas in [29, 30], a systematic way to build optimal algorithms for given PDE systems was shown.

Notations. If R is a ring, then $R^{p \times q}$ is the set of $p \times q$ matrices with entries in R and $\text{GL}_p(R)$ is the group of invertible matrices of $R^{p \times p}$, namely $\text{GL}_p(R) := \{E \in R^{p \times p} \mid \exists F \in R^{p \times p} : EF = FE = I_p\}$. An element of $\text{GL}_p(R)$ is called an *unimodular matrix*. A diagonal matrix with elements d_i 's will be denoted by $\text{diag}(d_1, \dots, d_p)$. If k is a field (e.g., $k = \mathbb{Q}, \mathbb{R}, \mathbb{C}$), then $k[x_1, \dots, x_n]$ is the commutative ring of polynomials in x_1, \dots, x_n with coefficients in k . In what follows, $k(x_1, \dots, x_n)$ will denote the field of rational functions in x_1, \dots, x_n with coefficients in k . Finally, if $r, r' \in R$, then $r' \mid r$ means that r' divides r , i.e., there exists $r'' \in R$ such that $r = r'' r'$.

6.6.1 Smith normal form of linear systems of PDEs

We first introduce the concept of *Smith normal form* [171] of a matrix with polynomial entries (see, e.g., [91] or [183], Theorem 1.4). The Smith normal form is a mathematical technique which is classically used in module theory, linear algebra, symbolic computation, ordinary differential systems, and control theory. It was first developed to study matrices with integer entries.

Theorem 6.6.1 *Let k be a field, $R = k[s]$, p a positive integer and $A \in R^{p \times p}$.*

Then, there exist two matrices $E \in \text{GL}_p(R)$ and $F \in \text{GL}_p(R)$ such that

$$A = E S F,$$

where $S = \text{diag}(d_1, \dots, d_p)$ and the $d_i \in R$ satisfying $d_1 | d_2 | \dots | d_p$. In particular, we can take $d_i = m_i / m_{i-1}$, where m_i is the greatest common divisor of all the $i \times i$ -minors of A (i.e., the determinants of all $i \times i$ -submatrices of A), with the convention that $m_0 = 1$. The matrix $S = \text{diag}(d_1, \dots, d_p) \in R^{p \times p}$ is called a Smith normal form of A .

We note that $E \in \text{GL}_p(R)$ is equivalent to $\det(E)$ is an invertible polynomial, i.e., $\det(E) \in k \setminus \{0\}$. Also, in what follows, we shall assume that the d_i 's are *monic polynomials*, i.e., their leading coefficients are 1, which will allow us to call the matrix $S = \text{diag}(d_1, \dots, d_p)$ the Smith normal form of A . But, the unimodular matrices E and F are not uniquely defined by A . The proof of Theorem 6.6.1 is constructive and gives an algorithm for computing matrices E , S and F . The computation of Smith normal forms is available in many computer algebra systems such as Maple, Mathematica, Magma...

Consider now the following model problem in \mathbb{R}^d with $d = 2, 3$:

$$\mathcal{L}_d(\mathbf{w}) = \mathbf{g} \quad \text{in } \mathbb{R}^d, \quad |\mathbf{w}(\mathbf{x})| \rightarrow 0 \quad \text{for } |\mathbf{x}| \rightarrow \infty. \quad (6.52)$$

For instance, $\mathcal{L}_d(\mathbf{w})$ can represent the Stokes/Oseen/linear elasticity operators in dimension d . In the case of the Oseen equation, the diagonal matrix S (6.57) is the product of a Laplace operator and a convection-diffusion operator. We suppose that the inhomogeneous linear system of PDEs (6.52) has constant coefficients, then it can be rewritten as

$$A_d \mathbf{w} = \mathbf{g}, \quad (6.53)$$

where $A_d \in R^{p \times p}$, $R = k[\partial_x, \partial_y]$ (resp., $R = k[\partial_x, \partial_y, \partial_z]$) for $d = 2$ (resp., $d = 3$) and k is a field.

In what follows, we shall study the domain decomposition problem in which \mathbb{R}^d is divided into two half planes subdomains. We assume that the direction normal to the interface of the subdomains is particularized and denoted by ∂_x . If $R_x = k(\partial_y)[\partial_x]$ for $d = 2$ or $R_x = k(\partial_y, \partial_z)[\partial_x]$ for $d = 3$, then, computing the Smith normal form of the matrix $A_d \in R_x^{p \times p}$, we obtain $A_d = E S F$, where $S \in R_x^{p \times p}$ is a diagonal matrix, $E \in \text{GL}_p(R_x)$ and $F \in \text{GL}_p(R_x)$. The entries of the matrices E , S , F are polynomials in ∂_x , and E and F are unimodular matrices, i.e., $\det(E), \det(F) \in k(\partial_y) \setminus \{0\}$ if $d = 2$, or $\det(E), \det(F) \in k(\partial_y, \partial_z) \setminus \{0\}$ if $d = 3$. We recall that the matrices E and F are not unique contrary to S . Using the Smith normal form of A_d , we get:

$$A_d \mathbf{w} = \mathbf{g} \quad \Leftrightarrow \quad \{\mathbf{w}_s := F \mathbf{w}, S \mathbf{w}_s = E^{-1} \mathbf{g}\}. \quad (6.54)$$

In other words, (6.54) is equivalent to the uncoupled linear system:

$$S \mathbf{w}_s = E^{-1} \mathbf{g}. \quad (6.55)$$

Since $E \in \text{GL}_p(R_x)$ and $F \in \text{GL}_p(R_x)$, the entries of their inverses are still polynomial in ∂_x . Thus, applying E^{-1} to the right-hand side \mathbf{g} of $A_d \mathbf{w} = \mathbf{g}$ amounts to taking k -linear combinations of derivatives of \mathbf{g} with respect to x . If \mathbb{R}^d is split into two subdomains $\mathbb{R}^- \times \mathbb{R}^{d-1}$ and $\mathbb{R}^+ \times \mathbb{R}^{d-1}$, then the application of E^{-1} and F^{-1} to a vector can be done for each subdomain independently. No communication between the subdomains is necessary.

In conclusion, it is enough to find a domain decomposition algorithm for the uncoupled system (6.55) and then transform it back to the original one (6.53) by means of the invertible matrix F over R_x . This technique can be applied to any linear system of PDEs once it is rewritten in a polynomial form. The uncoupled system acts on the new dependent variables \mathbf{w}_s , which we shall further call *Smith variables* since they are issued from the Smith normal form.

Remark 6.6.1 *Since the matrix F is used to transform (6.55) to (6.53) (see the first equation of the right-hand side of (6.54)) and F is not unique, we need to find a matrix F as simple as possible (e.g., F has minimal degree in ∂_x) so that to obtain a final algorithm whose form can be used for practical computations.*

Example 6.6.1 Consider the two dimensional elasticity operator defined by $\mathcal{E}_2(\mathbf{u}) := -\mu \Delta \mathbf{u} - (\lambda + \mu) \nabla \text{div} \mathbf{u}$. If we consider the commutative polynomial rings $R = \mathbb{Q}(\lambda, \mu)[\partial_x, \partial_y]$, $R_x = \mathbb{Q}(\lambda, \mu)(\partial_y)[\partial_x] = \mathbb{Q}(\lambda, \mu, \partial_y)[\partial_x]$ and

$$A_2 = \begin{pmatrix} (\lambda + 2\mu) \partial_x^2 + \mu \partial_y^2 & (\lambda + \mu) \partial_x \partial_y \\ (\lambda + \mu) \partial_x \partial_y & \mu \partial_x^2 + (\lambda + 2\mu) \partial_y^2 \end{pmatrix} \in R^{2 \times 2}$$

the matrix of PD operators associated with \mathcal{E}_2 , i.e., $\mathcal{E}_2(\mathbf{u}) = A_2 \mathbf{u}$, then the Smith normal form of $A_2 \in R_x^{2 \times 2}$ is defined by:

$$S_{A_2} = \begin{pmatrix} 1 & 0 \\ 0 & \Delta^2 \end{pmatrix}. \quad (6.56)$$

The particular form of S_{A_2} shows that, over R_x , the system of PDEs for the linear elasticity in \mathbb{R}^2 is algebraically equivalent to a bi-harmonic equation.

Example 6.6.2 Consider the two dimensional Oseen operator $\mathcal{O}_2(\mathbf{w}) = \mathcal{O}_2(\mathbf{v}, q) := (c \mathbf{v} - \nu \Delta \mathbf{v} + \mathbf{b} \cdot \nabla \mathbf{v} + \nabla q, \nabla \cdot \mathbf{v})$, where \mathbf{b} is the convection velocity. If $\mathbf{b} = 0$, then we obtain the Stokes operator $\mathcal{S}_2(\mathbf{w}) = \mathcal{S}_2(\mathbf{v}, q) := (c \mathbf{v} - \nu \Delta \mathbf{v} + \nabla q, \nabla \cdot \mathbf{v})$. If $R = \mathbb{Q}(b_1, b_2, c, \nu)[\partial_x, \partial_y]$, $R_x = \mathbb{Q}(b_1, b_2, c, \nu)(\partial_y)[\partial_x] =$

$\mathbb{Q}(b_1, b_2, c, \nu, \partial_y)[\partial_x]$ and

$$O_2 = \begin{pmatrix} -\nu(\partial_x^2 + \partial_y^2) + b_1 \partial_x + b_2 \partial_y + c & 0 & \partial_x \\ 0 & -\nu(\partial_x^2 + \partial_y^2) + b_1 \partial_x + b_2 \partial_y + c & \partial_y \\ \partial_x & \partial_y & 0 \end{pmatrix}$$

the matrix of PD operators associated with \mathcal{O}_2 , i.e., $\mathcal{O}_2(\mathbf{w}) = O_2 \mathbf{w}$, then the Smith normal form of $O_2 \in R_x^{3 \times 3}$ is defined by:

$$S_{O_2} = \begin{pmatrix} 1 & 0 & 0 \\ 0 & 1 & 0 \\ 0 & 0 & \Delta L_2 \end{pmatrix}, \quad L_2 = c - \nu \Delta + \mathbf{b} \cdot \nabla. \quad (6.57)$$

From the form of S_{O_2} we can deduce that the two-dimensional Oseen equations can be mainly characterized by the scalar fourth order PD operator ΔL_2 . This is not surprising since the stream function formulation of the Oseen equations for $d = 2$ gives the same PDE for the stream function.

Remark 6.6.2 *The above applications of Smith normal forms suggest that one should design an optimal domain decomposition method for the bi-harmonic operator Δ^2 (resp., $L_2 \Delta$) in the case of linear elasticity (resp., the Oseen/Stokes equations) for the two-dimensional problems, and then transform it back to the original system.*

6.6.2 An optimal algorithm for the bi-harmonic operator

We give here an example of Neumann-Neumann methods in its iterative version for Laplace and biLaplace equations. For simplicity, consider a decomposition of the domain $\Omega = \mathbb{R}^2$ into two half planes $\Omega_1 = \mathbb{R}^- \times \mathbb{R}$ and $\Omega_2 = \mathbb{R}^+ \times \mathbb{R}$. Let the interface $\{0\} \times \mathbb{R}$ be denoted by Γ and $(\mathbf{n}_i)_{i=1,2}$ be the outward normal of $(\Omega_i)_{i=1,2}$.

We consider the following problem:

$$\begin{aligned} -\Delta u &= f & \text{in } \mathbb{R}^2, \\ |u(\mathbf{x})| &\rightarrow 0 & \text{for } |\mathbf{x}| \rightarrow \infty. \end{aligned} \quad (6.58)$$

and the following **Neumann-Neumann algorithm** applied to (6.58):

This algorithm is *optimal* in the sense that it converges in two iterations.

Since the bi-harmonic operator seems to play a key role in the design of a new algorithm for both Stokes and elasticity problem in two dimensions, we need to build an optimal algorithm for it. We consider the following problem:

$$\begin{aligned} \text{Find } \phi : \mathbb{R}^2 \rightarrow \mathbb{R} & \text{ such that} \\ \Delta^2 \phi = g & \text{ in } \mathbb{R}^2, \quad |\phi(\mathbf{x})| \rightarrow 0 \text{ for } |\mathbf{x}| \rightarrow \infty. \end{aligned} \quad (6.60)$$

Let u_Γ^n be the interface solution at iteration n . We obtain u_Γ^{n+1} from u_Γ^n by the following iterative procedure

$$\begin{cases} -\Delta u^{i,n} = f, & \text{in } \Omega_i, \\ u^{i,n} = u_\Gamma^n, & \text{on } \Gamma, \end{cases} \quad \begin{cases} -\Delta \tilde{u}^{i,n} = 0, & \text{in } \Omega_i, \\ \frac{\partial \tilde{u}^{i,n}}{\partial \mathbf{n}_i} = -\frac{1}{2} \left(\frac{\partial u^{1,n}}{\partial \mathbf{n}_1} + \frac{\partial u^{2,n}}{\partial \mathbf{n}_2} \right), & \text{on } \Gamma, \end{cases} \quad (6.59)$$

and then $u_\Gamma^{n+1} = u_\Gamma^n + \frac{1}{2} (\tilde{u}^{1,n} + \tilde{u}^{2,n})$.

Let $(\phi_\Gamma^n, D\phi_\Gamma^n)$ be the interface solution at iteration n (suppose also that $\phi_\Gamma^0 = \phi^0|_\Gamma$, $D\phi_\Gamma^0 = (\Delta\phi^0)_\Gamma$). We obtain $(\phi_\Gamma^{n+1}, D\phi_\Gamma^{n+1})$ from $(\phi_\Gamma^n, D\phi_\Gamma^n)$ by the following iterative procedure

$$\begin{cases} -\Delta^2 \phi^{i,n} = f, & \text{in } \Omega_i, \\ \phi^{i,n} = \phi_\Gamma^n, & \text{on } \Gamma, \\ \Delta \phi^{i,n} = D\phi_\Gamma^n, & \text{on } \Gamma, \end{cases} \quad \begin{cases} -\Delta^2 \tilde{\phi}^{i,n} = 0, & \text{in } \Omega_i, \\ \frac{\partial \tilde{\phi}^{i,n}}{\partial \mathbf{n}_i} = -\frac{1}{2} \left(\frac{\partial \phi^{1,n}}{\partial \mathbf{n}_1} + \frac{\partial \phi^{2,n}}{\partial \mathbf{n}_2} \right), & \text{on } \Gamma, \\ \frac{\partial \Delta \tilde{\phi}^{i,n}}{\partial \mathbf{n}_i} = -\frac{1}{2} \left(\frac{\partial \Delta \phi^{1,n}}{\partial \mathbf{n}_1} + \frac{\partial \Delta \phi^{2,n}}{\partial \mathbf{n}_2} \right), & \text{on } \Gamma, \end{cases} \quad (6.61)$$

and then $\phi_\Gamma^{n+1} = \phi_\Gamma^n + \frac{1}{2} (\tilde{\phi}^{1,n} + \tilde{\phi}^{2,n})$, $D\phi_\Gamma^{n+1} = D\phi_\Gamma^n + \frac{1}{2} (\tilde{\Delta}\phi^{1,n} + \tilde{\Delta}\phi^{2,n})$.

and the following “**Neumann-Neumann**” algorithm applied to (6.60): This is a generalization of the Neumann-Neumann algorithm for the Δ operator and is also *optimal* (the proof can be found in [59]).

Now, in the case of the two dimensional linear elasticity, ϕ represents the second component of the vector of Smith variables, that is, $\phi = (\mathbf{w}_s)_2 = (F\mathbf{u})_2$, where $\mathbf{u} = (u, v)$ is the displacement field. Hence, we need to replace ϕ with $(F\mathbf{u})_2$ into the algorithm for the biLaplacian, and then simplify it using algebraically admissible operations. Thus, one can obtain an optimal algorithm for the Stokes equations or linear elasticity depending on the form of F . From here comes the necessity of choosing in a proper way the matrix F (which is not unique), used to define the Smith normal form, in order to obtain a “good” algorithm for the systems of PDEs from the optimal one applied to the bi-harmonic operator. In [57] and [59], the computation of the Smith normal forms for the Euler equations and the Stokes equations was done by hand or using the Maple command *Smith*. Surprisingly, the corresponding matrices F have provided good algorithms for the Euler equations and the Stokes equations even if the approach was entirely heuristic.

The efficiency of our algorithms heavily relies on the simplicity of the Smith

variables, that is on the entries of the unimodular matrix F used to compute the Smith normal form of the matrix A . Within a constructive *algebraic analysis* approach, we developed a method for constructing many possible Smith variables (*completion problem*). Taking into account physical aspects, the user can then choose the simplest one among them. Also, in the algorithms presented in the previous sections, we have equations in the domains Ω_i and interface conditions on Γ obtained heuristically. We have designed an automatic way to reduce the interface conditions with respect to the equations in the domains (*reduction problem*). For more details and explicit computations, we refer the reader to [29, 30].

6.6.3 Some optimal algorithms

After performing the completion and the reduction of the interface conditions, we can give examples of optimal algorithms.

Example 6.6.3 Consider the elasticity operator:

$$\mathcal{E}_d \mathbf{u} = -\operatorname{div} \sigma(\mathbf{u}), \quad \sigma(\mathbf{u}) = \mu(\nabla \mathbf{u} + (\nabla \mathbf{u})^T) + \lambda \operatorname{div} \mathbf{u} I_d.$$

If $d = 2$, then the completion algorithm gives two possible choices for F :

$$F = \begin{pmatrix} -\frac{\partial_x(\mu \partial_x^2 - \lambda \partial_y^2)}{(\lambda + \mu) \partial_y^3} & 1 \\ 1 & 0 \end{pmatrix}, \quad F = \begin{pmatrix} 1 & -\frac{(\lambda + \mu) \partial_x((3\mu + 2\lambda) \partial_y^2 + (2\mu + \lambda) \partial_x^2)}{\partial_y^3} \\ 0 & 1 \end{pmatrix}. \quad (6.62)$$

By replacing ϕ into the Neumann-Neumann algorithm for the biLaplacian by $(F\mathbf{u})_2$ and re-writing the interface conditions, using the equations inside the domain like in [59], we get two different algorithms for the elasticity system. Note that, in the first case of (6.62), $\phi = u$, and, in the second one, $\phi = v$ (where $\mathbf{u} = (u, v)$). Below, we shall write in detail the algorithm in the second case. To simplify the writing, we denote by $u_\tau = \mathbf{u} \cdot \boldsymbol{\tau}$, $u_{\mathbf{n}} = \mathbf{u} \cdot \mathbf{n}$, $\sigma_{\mathbf{nn}}(\mathbf{u}) = (\sigma(\mathbf{u}) \cdot \mathbf{n}) \cdot \mathbf{n}$, $\sigma_{\mathbf{n}\tau}(\mathbf{u}) = (\sigma(\mathbf{u}) \cdot \mathbf{n}) \cdot \boldsymbol{\tau}$.

Remark 6.6.3 *We found an algorithm with a mechanical meaning: Find the tangential part of the normal stress and the normal displacement at the interface so that the normal part of the normal stress and the tangential displacement on the interface match. This is very similar to the original Neumann-Neumann algorithm, which means that the implementation effort of the new algorithm from an existing Neumann-Neumann is negligible (the same type of quantities – displacement fields and efforts – are imposed at the interfaces), except that the new algorithm requires the knowledge of some geometric quantities, such as normal and tangential vectors. Note also that, with the adjustment of the definition of tangential quantities for $d = 3$, the algorithm is the same, and is also similar to the results in [59].*

Let $(u_\Gamma^n, \sigma_\Gamma^n)$ be the interface solution at iteration n (suppose also that $u_\Gamma^0 = (u_\tau^0)|_\Gamma, \sigma_\Gamma^0 = (\sigma_{\text{smn}}(u^0))|_\Gamma$). We obtain $(u_\Gamma^{n+1}, \sigma_\Gamma^n)$ from $(u_\Gamma^n, \sigma_\Gamma^n)$ by the following iterative procedure

$$\left\{ \begin{array}{l} \mathcal{E}_2(\mathbf{u}^{i,n}) = f, \quad \text{in } \Omega_i, \\ u_{\tau_1}^{1,n} = u_\Gamma^n, \quad \text{on } \Gamma, \\ \sigma_{\mathbf{n}_i \mathbf{n}_i}(\mathbf{u}^{i,n}) = \sigma_\Gamma^n, \quad \text{on } \Gamma, \end{array} \right. \left\{ \begin{array}{l} \mathcal{E}_2(\tilde{\mathbf{u}}^{i,n}) = 0, \quad \text{in } \Omega_i, \\ \tilde{\mathbf{u}}_{\tau_1}^{i,n} = -\frac{1}{2}(\mathbf{u}_{\mathbf{n}_1}^{1,n} + \mathbf{u}_{\mathbf{n}_2}^{2,n}), \quad \text{on } \Gamma, \\ \sigma_{\mathbf{n}_i \tau_1}(\tilde{\mathbf{u}}^{i,n}) = -\frac{1}{2}(\sigma_{\mathbf{n}_1 \tau_1}(\mathbf{u}^{1,n}) + \sigma_{\mathbf{n}_2 \tau_2}(\mathbf{u}^{2,n})), \\ \hspace{10em} \text{on } \Gamma, \end{array} \right. \quad (6.63)$$

and $u_\Gamma^{n+1} = u_\Gamma^n + \frac{1}{2}(\tilde{u}_{\tau_1}^{1,n} + \tilde{u}_{\tau_2}^{2,n}), \sigma_\Gamma^{n+1} = \sigma_\Gamma^n + \frac{1}{2}(\sigma_{\mathbf{n}_1 \mathbf{n}_1}(\tilde{\mathbf{u}}^{1,n}) + \sigma_{\mathbf{n}_2 \mathbf{n}_2}(\tilde{\mathbf{u}}^{2,n}))$.

All algorithms and interface conditions are derived for problems posed on the whole space, since for the time being, this is the only way to treat from the algebraic point of view these problems. The effect of the boundary condition on bounded domains cannot be quantified with the same tools. All the algorithms are designed in the PDE level and it is very important to choose the right discrete framework in order to preserve the optimal properties. For example, in the case of linear elasticity a good candidate would be the TDNNS finite elements that can be found in [152] and the algorithms obtained by these algebraic techniques have been used to design a FETI-TDNNS method [151].

Chapter 7

Robust Coarse Spaces via Generalized Eigenproblems: the GenEO method

We have already analyzed in Chapter 5 two-level additive Schwarz methods for a Poisson problem with a coarse space motivated by heuristic ideas. The condition number estimates were based on a specific tool to domain decomposition methods namely the notion of stable decomposition (definition 5.4.1) as well as on functional analysis results such as Poincaré inequalities or trace theorems and on a numerical analysis interpolation inequality (5.8). In this chapter, we present the GenEO (Generalized Eigenvalue in the Overlap) method to build coarse spaces for which any targeted convergence rate can be achieved. The construction is as algebraic as possible. We shall make a heavy use of a generalization of the stable decomposition notion, namely the Fictitious Space Lemma, see § 7.2.1. This abstract result is based on writing domain decomposition methods as a product of three linear operators.

As we also mentioned previously, the main motivation to build a robust coarse space for a two-level additive Schwarz method is to achieve scalability when solving highly heterogeneous problems i.e. for which the convergence properties do not depend on the variation of the coefficient. Recently, for scalar elliptic problems, operator dependent coarse spaces have been built in the case where coefficients are not resolved by the subdomain partition, see e.g. [61, 68, 81, 80, 99, 143, 155, 167, 168]. We have seen in Chapter 5 that a very useful tool for building coarse spaces for which the corresponding two-level method is robust, regardless of the partition into subdomains and of the coefficient distribution, is the solution of local generalized eigenvalue problems. In this spirit, for the Darcy problem, [81] proposes to solve local generalized eigenvalue problems on overlapping coarse patches and local

contributions are then 'glued together' via a partition of unity to obtain a global coarse space. More recently [80, 68] and [143, 61] have built on these ideas and proposed different coarse spaces based on different generalized eigenvalue problems. The theoretical results in [61] rely on uniform (in the coefficients) weighted Poincaré inequalities and they have two drawbacks: (i) at the theoretical level some assumptions are needed on the coefficient distribution in the overlaps and (ii) the arguments cannot be generalized easily to the case of systems of PDEs because the maximum principle does not hold anymore.

As a remedy to these drawbacks, in [173], we proposed a coarse space construction based on Generalized Eigenproblems in the Overlap (which we will refer to as the *GenEO coarse space*); the method was previously introduced in [172] by the same authors. This particular construction has been applied successfully to positive definite systems of PDEs discretized by finite elements with only a few extra assumptions. The resulting generalized eigenvalue problems are closely related, but different to the ones proposed in [68]. Which of the two approaches is better in practice in terms of stability versus coarse space size is still the object of ongoing research, see for example [181].

In this chapter, the GenEO method, as well as most classical two-level methods are presented in a different light, under a common framework. Moreover, their convergence can be proven in an abstract setting, provided that the assumptions of the Fictitious Space Lemma are satisfied. Before stating this Lemma, we first reformulate the two-level ASM method in this framework.

7.1 Reformulation of the Additive Schwarz Method

In this section we will show how the abstract theory of the ‘‘Fictitious Space Lemma’’ 7.2.2 can be applied to better formalize the Additive Schwarz Method (ASM). In order to simplify the presentation, we will place ourselves directly in an algebraic setting where the set of degrees of freedom \mathcal{N} is decomposed into N subsets $(\mathcal{N}_i)_{1 \leq i \leq N}$. In this framework we also have a partition of unity

$$\sum_{i=1}^N R_i^T D_i R_i = Id$$

as defined in paragraph 1.3 equation (1.25). The coarse space is of size $\#\mathcal{N}_0$ and spanned by the columns of a rectangular matrix R_0^T of size $\#\mathcal{N} \times \#\mathcal{N}_0$. Note that most of the assumptions of this lemma are verified without the precise definition of a coarse space. That is why, the latter will be specified later on in Definition 7.4.2 only when the stable decomposition property

requires it.

In the fictitious space lemma (see Lemma 7.2.2) a certain number of abstract ingredients are needed. These ingredients can be easily identified in the case of the ASM. This intuitive introduction will give the general flavour of the methods exposed later on. We will come to the abstract framework after this short presentation.

Definition 7.1.1 (ASM components in the Fictitious Space Lemma)

Two Hilbert spaces H , H_D , two other associated bilinear forms and induced scalar products as well as the $\mathcal{R}_{ASM,2}$ operator between them are defined as follows.

- Space $H := \mathbb{R}^{\#N}$ endowed with the standard Euclidian scalar product. We consider another bilinear form a defined by :

$$a : H \times H \rightarrow \mathbb{R}, \quad (\mathbf{U}, \mathbf{V}) \mapsto a(\mathbf{U}, \mathbf{V}) := \mathbf{V}^T \mathbf{A} \mathbf{U}. \quad (7.1)$$

where A is the matrix of the problem we want to solve. Recall that matrix A is symmetric positive definite.

- Space H_D , defined as the product space

$$H_D := \mathbb{R}^{\#N_0} \times \prod_{i=1}^N \mathbb{R}^{\#N_i} \quad (7.2)$$

is endowed with standard scalar Euclidian product. For $\mathcal{U} = (\mathbf{U}_i)_{0 \leq i \leq N}$, $\mathcal{V} = (\mathbf{V}_i)_{0 \leq i \leq N}$ with $\mathbf{U}_i, \mathbf{V}_i \in \mathbb{R}^{\#N_i}$, the bilinear form b is defined by

$$\begin{aligned} b : H_D \times H_D &\longrightarrow \mathbb{R} \\ (\mathcal{U}, \mathcal{V}) &\longmapsto b(\mathcal{U}, \mathcal{V}) := \sum_{i=0}^N a(R_i^T \mathbf{U}_i, R_i^T \mathbf{V}_i) = \sum_{i=0}^N \mathbf{V}_i^T (R_i A R_i^T) \mathbf{U}_i \\ &:= \mathcal{V}^T B \mathcal{U}, \end{aligned} \quad (7.3)$$

where $B : H_D \rightarrow H_D$ is the operator defined by

$$\forall \mathcal{U} = (\mathbf{U}_i)_{0 \leq i \leq N} \in H_D \quad B(\mathcal{U}) := (R_i A R_i^T \mathbf{U}_i)_{0 \leq i \leq N}. \quad (7.4)$$

Note that B is actually a block diagonal operator whose inverse is:

$$\forall \mathcal{U} = (\mathbf{U}_i)_{0 \leq i \leq N} \in H_D \quad B^{-1}(\mathcal{U}) := ((R_i A R_i^T)^{-1} \mathbf{U}_i)_{0 \leq i \leq N}.$$

- The linear operator $\mathcal{R}_{ASM,2}$ is defined as:

$$\mathcal{R}_{ASM,2} : H_D \longrightarrow H, \quad (\mathbf{U}_i)_{0 \leq i \leq N} \mapsto \sum_{i=0}^N R_i^T \mathbf{U}_i. \quad (7.5)$$

After having settled these ingredients, we can proceed to the reformulation of the Additive Schwarz Method.

Lemma 7.1.1 (ASM in terms of Fictitious Space Lemma) *The two-level ASM preconditioner*

$$M_{ASM,2}^{-1} = \sum_{i=0}^N R_i^T (R_i A R_i^T)^{-1} R_i \quad (7.6)$$

can be re-written as

$$M_{ASM,2}^{-1} = \mathcal{R}_{ASM,2} B^{-1} \mathcal{R}_{ASM,2}^*, \quad (7.7)$$

where the operator $\mathcal{R}_{ASM,2}^* : H \rightarrow H_D$ is the adjoint of the operator $\mathcal{R}_{ASM,2}$ with respect to the standard Euclidean scalar products and operator B is defined in (7.4).

Proof First of all, note that by definition $\mathcal{R}_{ASM,2}^*$ can be written as:

$$(\mathcal{R}_{ASM,2}^*(\mathbf{U}), \mathcal{V})_2 := (\mathbf{U}, \mathcal{R}_{ASM,2}(\mathcal{V}))_2, \quad \forall \mathbf{U} \in H, \mathcal{V} := (\mathbf{V}_i)_{0 \leq i \leq N} \in H_D.$$

or in other words:

$$\sum_{i=0}^N \mathbf{V}_i^T (\mathcal{R}_{ASM,2}^*(\mathbf{U}))_i := \mathbf{U}^T \mathcal{R}_{ASM,2}(\mathcal{V}),$$

that is

$$\sum_{i=0}^N \mathbf{V}_i^T (\mathcal{R}_{ASM,2}^*(\mathbf{U}))_i := \mathbf{U}^T \sum_{i=0}^N R_i^T \mathbf{V}_i = \sum_{i=0}^N \mathbf{V}_i^T R_i \mathbf{U}.$$

Since this equality is valid for arbitrary \mathbf{V}_i , we have the identification:

$$\mathcal{R}_{ASM,2}^*(\mathbf{U}) = (R_i \mathbf{U})_{0 \leq i \leq N}. \quad (7.8)$$

which leads to the re-writing (7.7) of the Additive Schwarz Method. \blacksquare

The explanation of the application of the preconditioner in term of these operators is the following

- According to (7.8), the right most operator $\mathcal{R}_{ASM,2}^*$ decomposes a global vector in H into local components in H_D
- The middle operator B^{-1} corresponds to solving a coarse problem and N local Dirichlet problems
- $\mathcal{R}_{ASM,2}$ interpolates the modified local components into a global vector in H .

As we shall see in the sequel of the chapter, this abstract form is also valid for many domain decomposition methods such as the balancing Neumann-Neumann preconditioner (BNN) and a modified version of the Optimized Schwarz method (OSM). It will enable us to both analyze their condition number and propose new coarse space constructions.

7.2 Mathematical Foundation

In this paragraph we present a few abstract lemmas that are needed in the sequel. Lemmas 7.2.2 and 7.2.7 are at the core of the study of many multilevel methods. Lemma 7.2.5 is specific to the GenEO method we will introduce.

7.2.1 Fictitious Space Lemma

We first state the lemma proved in [145, 144] as it is written in [102]. In its proof we need the following auxiliary result:

Lemma 7.2.1 (Auxiliary result) *Let m be an integer, $A_1, A_2 \in \mathbb{R}^{m \times m}$ be two symmetric positive definite matrices. Suppose there exists a constant c such that*

$$(A_1 u, u) \leq c (A_2 u, u), \quad \forall u \in \mathbb{R}^m.$$

Then, $A_2^{-1} A_1$ has real eigenvalues that are bounded by constant c .

Lemma 7.2.2 (Fictitious Space Lemma) *Let H and H_D be two Hilbert spaces, with the scalar products denoted by (\cdot, \cdot) and $(\cdot, \cdot)_D$. Let the symmetric positive bilinear forms $a : H \times H \rightarrow \mathbb{R}$ and $b : H_D \times H_D \rightarrow \mathbb{R}$, generated by the s.p.d. operators $A : H \rightarrow H$ and $B : H_D \rightarrow H_D$, respectively (i.e. $(Au, v) = a(u, v)$ for all $u, v \in H$ and $(Bu_D, v_D)_D = b(u_D, v_D)$ for all $u_D, v_D \in H_D$). Suppose that there exists a linear operator $\mathcal{R} : H_D \rightarrow H$, such that*

- \mathcal{R} is surjective.
- there exists a positive constant c_R such that

$$a(\mathcal{R}u_D, \mathcal{R}u_D) \leq c_R \cdot b(u_D, u_D) \quad \forall u_D \in H_D. \quad (7.9)$$

- there exists a positive constant c_T such that for all $u \in H$ there exists $u_D \in H_D$ with $\mathcal{R}u_D = u$ and

$$c_T \cdot b(u_D, u_D) \leq a(\mathcal{R}u_D, \mathcal{R}u_D) = a(u, u). \quad (7.10)$$

We introduce the adjoint operator $\mathcal{R}^* : H \rightarrow H_D$ by $(\mathcal{R}u_D, u) = (u_D, \mathcal{R}^*u)_D$ for all $u_D \in H_D$ and $u \in H$.

Then, we have the following spectral estimate

$$\boxed{c_T \cdot a(u, u) \leq a(\mathcal{R}B^{-1}\mathcal{R}^*Au, u) \leq c_R \cdot a(u, u), \quad \forall u \in H} \quad (7.11)$$

which proves that the eigenvalues of operator $\mathcal{R}B^{-1}\mathcal{R}^*A$ are bounded from below by c_T and from above by c_R with sharp bounds for the spectrum of $\mathcal{R}B^{-1}\mathcal{R}^*A$ given by the best possible constants c_T and c_R in the above inequalities.

Proof We will give a proof of the spectral estimates only in the finite dimensional case. First note that operator $\mathcal{R}B^{-1}\mathcal{R}^* : H \mapsto H$ is symmetric by definition. Its positive definiteness, is easy to check. For any $u \in H$, we have:

$$(\mathcal{R}B^{-1}\mathcal{R}^*u, u) = (B^{-1}\mathcal{R}^*u, \mathcal{R}^*u)_D \geq 0.$$

Since B is S.P.D. the above term is zero iff $\mathcal{R}^*u = 0$. Since \mathcal{R} is surjective, it follows that \mathcal{R}^* is one-to-one. Thus, $\mathcal{R}^*u = 0$ implies that $u = 0$.

We first prove the upper bound of the spectral estimate (7.11). First note that (7.9) is equivalent to

$$(\mathcal{R}^*A\mathcal{R}u_D, u_D)_D \leq c_R(Bu_D, u_D)_D, \quad \forall u_D \in H_D.$$

Using Lemma 7.2.1, the eigenvalues of $B^{-1}\mathcal{R}^*A\mathcal{R} : H_D \mapsto H_D$ are real and bounded from above by c_R . This bound carries over to operator $\mathcal{R}B^{-1}\mathcal{R}^*A : H \mapsto H$. Indeed, for any positive integer n we have:

$$(\mathcal{R}B^{-1}\mathcal{R}^*A)^n = \mathcal{R}(B^{-1}\mathcal{R}^*A\mathcal{R})^{n-1}B^{-1}\mathcal{R}^*A.$$

Thus, for any $u \in H \setminus \{0\}$

$$\begin{aligned} \|(\mathcal{R}B^{-1}\mathcal{R}^*A)^n u\|^{1/n} &= \|\mathcal{R}(B^{-1}\mathcal{R}^*A\mathcal{R})^{n-1}B^{-1}\mathcal{R}^*Au\|^{1/n} \\ &\leq \|\mathcal{R}\|_{H_D \mapsto H}^{1/n} \|(B^{-1}\mathcal{R}^*A\mathcal{R})^{n-1}\|^{1/n} \|B^{-1}\mathcal{R}^*Au\|_{H \mapsto H_D}^{1/n}. \end{aligned}$$

By taking the limit as n tends to infinity of the previous inequality, we obtain that the spectral radius of $\mathcal{R}B^{-1}\mathcal{R}^*A$ is bounded from above by that of $B^{-1}\mathcal{R}^*A\mathcal{R}$ which is itself less than or equal to c_R .

We now prove the lower bound c_T . For all $u \in H$, let $u_D \in H_D$ such that $\mathcal{R}(u_D) = u$ satisfies estimate (7.10) we have:

$$\begin{aligned} a(u, u) &= a(\mathcal{R}(u_D), u) = (\mathcal{R}(u_D), Au) = (u_D, \mathcal{R}^*Au)_D \\ &= (u_D, B B^{-1}\mathcal{R}^*Au)_D = b(u_D, B^{-1}\mathcal{R}^*Au) \\ &\leq b(u_D, u_D)^{1/2} b(B^{-1}\mathcal{R}^*Au, B^{-1}\mathcal{R}^*Au)^{1/2} \\ &\leq \frac{1}{\sqrt{c_T}} a(u, u)^{1/2} b(B^{-1}\mathcal{R}^*Au, B^{-1}\mathcal{R}^*Au)^{1/2} \end{aligned} \tag{7.12}$$

Dividing by $a(u, u)^{1/2}/\sqrt{c_T}$ and squaring we get

$$\begin{aligned} c_T a(u, u) &\leq (\mathcal{R}^*Au, B^{-1}\mathcal{R}^*Au)_D \\ &= (Au, \mathcal{R}B^{-1}\mathcal{R}^*Au) = a(u, \mathcal{R}B^{-1}\mathcal{R}^*Au). \end{aligned}$$

For a proof valid in the infinite dimensional case as well and for a proof of the optimality of the spectral estimate see [145, 144] or [102]. ■

Remark 7.2.1 *Lemma 7.2.2 is crucial in the definition of domain decomposition algorithms and it requires a few elements of explanation:*

- *If \mathcal{R} were invertible, constant c_T^{-1} in estimate (7.10) would be a continuity constant of \mathcal{R}^{-1} .*
- *In order to apply this lemma to the ASM method, we have defined \mathcal{R} as a sum of vectors local to subdomains, see (7.5). Then, estimate (7.10) is often known as the "stable decomposition property", see [184] or [179]. In the sequel we use this name even when the operator \mathcal{R} involves also projections.*

Note also that the bilinear operators from Lemma 7.2.2 can also be related to an optimization problem.

Lemma 7.2.3 (Related optimization problem) *For all $u \in H$, we have:*

$$a((\mathcal{R}B^{-1}\mathcal{R}^*A)^{-1}u, u) = \min_{u_D | \mathcal{R}(u_D)=u} b(u_D, u_D), \quad .$$

Proof By definition, this is equivalent to prove:

$$((\mathcal{R}B^{-1}\mathcal{R}^*)^{-1}u, u) = \min_{u_D | \mathcal{R}(u_D)=u} (Bu_D, u_D)_D.$$

We solve this constrained quadratic minimization problem using a Lagrangian:

$$\begin{aligned} \mathcal{L}: H_D \times H &\rightarrow \mathbb{R} \\ (u_D, \lambda) &\mapsto \frac{1}{2}(Bu_D, u_D)_D - (\lambda, \mathcal{R}(u_D) - u). \end{aligned}$$

By differentiating the Lagrangian \mathcal{L} , we get the following optimality system:

$$Bu_D = \mathcal{R}^*(\lambda) \text{ and } \mathcal{R}(u_D) = u,$$

so that $\lambda = (\mathcal{R}B^{-1}\mathcal{R}^*)^{-1}u$ and $u_D = B^{-1}\mathcal{R}^*(\mathcal{R}B^{-1}\mathcal{R}^*)^{-1}u$. This leads to $(Bu_D, u_D)_D = ((\mathcal{R}B^{-1}\mathcal{R}^*)^{-1}u, u)$. ■

7.2.2 Symmetric Generalized Eigenvalue problem

Important remark: In order to avoid further confusions, we warn the reader that in this section, the notation A or B do not refer to the matrices of a linear system to be solved but to abstracts linear operators.

Let V be a Hilbert space of dimension n with the scalar product denoted by (\cdot, \cdot) . Let A and B be symmetric positive linear operators from V on V .

We first assume that operator B is also definite. We introduce the following generalized eigenvalue problem

$$\boxed{\text{Find } (\mathbf{y}_k, \mu_k) \in V \times \mathbb{R} \text{ such that}} \quad (7.13)$$

$$A\mathbf{y}_k = \mu_k B\mathbf{y}_k.$$

Since operator B is symmetric positive definite, the eigenvalues of (7.13) can be chosen so that they form a both A -orthogonal and B -orthonormal basis of V :

$$(B\mathbf{y}_k, \mathbf{y}_l) = \delta_{kl}, \quad (A\mathbf{y}_k, \mathbf{y}_l) = 0 \text{ for } k \neq l$$

where δ_{kl} is the classical Kroenecker symbol. We have the following result verified by the solutions of this problem

Lemma 7.2.4 *Let $\tau > 0$ and define the space related to the eigenpairs of the problem (7.13)*

$$Y_\tau := \text{Span}\left\{\mathbf{y}_k \mid \mu_k < \frac{1}{\tau}\right\}. \quad (7.14)$$

Let ξ_τ denote the projection on Y_τ parallel to $\text{Span}\{\mathbf{y}_k \mid \mu_k \geq \frac{1}{\tau}\}$. Then, for all $\mathbf{y} \in V$ the following inequality holds

$$\boxed{(\mathbf{y} - \xi_\tau(\mathbf{y}), B(\mathbf{y} - \xi_\tau(\mathbf{y}))) \leq \tau (A\mathbf{y}, \mathbf{y})}. \quad (7.15)$$

Proof Let $\mathbf{y} \in V$, we have

$$\mathbf{y} = \sum_{k=1}^n (B\mathbf{y}, \mathbf{y}_k) \mathbf{y}_k = \underbrace{\sum_{\mu_k < \frac{1}{\tau}} (B\mathbf{y}, \mathbf{y}_k) \mathbf{y}_k}_{\in Y_\tau} + \underbrace{\sum_{\mu_k \geq \frac{1}{\tau}} (B\mathbf{y}, \mathbf{y}_k) \mathbf{y}_k}_{\in \text{Span}\{\mathbf{y}_k \mid \mu_k \geq \frac{1}{\tau}\}}.$$

Thus, we have:

$$\mathbf{y} - \xi_\tau(\mathbf{y}) = \sum_{\mu_k \geq \frac{1}{\tau}} (B\mathbf{y}, \mathbf{y}_k) \mathbf{y}_k,$$

so that using the B -orthonormality of the eigenvector basis,

$$(B(\mathbf{y} - \xi_\tau(\mathbf{y})), \mathbf{y} - \xi_\tau(\mathbf{y})) = \sum_{\mu_k \geq \frac{1}{\tau}} (B\mathbf{y}, \mathbf{y}_k)^2 \leq \tau \sum_{\mu_k \geq \frac{1}{\tau}} (B\mathbf{y}, \mathbf{y}_k)^2 \mu_k. \quad (7.16)$$

On the other hand, using the A -orthogonality of the eigenvector basis, we have:

$$\begin{aligned} (A\mathbf{y}, \mathbf{y}) &= \left(\sum_{k=1}^n (B\mathbf{y}, \mathbf{y}_k) A\mathbf{y}_k, \sum_{l=1}^n (B\mathbf{y}, \mathbf{y}_l) \mathbf{y}_l \right) \\ &= \sum_{k=1}^n (B\mathbf{y}, \mathbf{y}_k) (A\mathbf{y}, \mathbf{y}_k) \\ &= \sum_{k=1}^n (B\mathbf{y}, \mathbf{y}_k)^2 \mu_k \geq \sum_{\mu_k \geq \frac{1}{\tau}} (B\mathbf{y}, \mathbf{y}_k)^2 \mu_k. \end{aligned} \quad (7.17)$$

Combining (7.16) and (7.17) ends the proof. \blacksquare

We need to consider the case where both operators A and B may be indefinite. Let P be the orthogonal projection on $\text{range}(A)$. Since A is symmetric positive, P is actually a projection parallel to $\ker(A)$. We introduce the following generalized eigenvalue problem

$$\boxed{\text{Find } (\mathbf{x}_k, \lambda_k) \in \text{range}(A) \times \mathbb{R} \text{ such that}} \quad (7.18)$$

$$PBP \mathbf{x}_k = \lambda_k A \mathbf{x}_k .$$

Note that operator PBP is symmetric positive from $\text{range}(A)$ into itself and that matrix A seen as a linear operator from $\text{range}(A)$ into itself is symmetric positive definite. Thus the eigenvalues of (7.18) can be chosen so that they form a both A and PBP orthogonal basis of $\text{range}(A)$. We have the following result verified by the solutions of this problem

Lemma 7.2.5 *Let $\tau > 0$ and define the space related to the eigenpairs of the problem (7.18)*

$$Z_\tau := \ker(A) \oplus \text{Span}\{\mathbf{x}_k \mid \lambda_k > \tau\} . \quad (7.19)$$

Let π_τ denote the projection on Z_τ parallel to $\text{Span}\{\mathbf{x}_k \mid \lambda_k \leq \tau\}$.

Then, for all $\mathbf{x} \in V$ the following inequality holds

$$\boxed{(\mathbf{x} - \pi_\tau(\mathbf{x}), B(\mathbf{x} - \pi_\tau(\mathbf{x}))) \leq \tau (A\mathbf{x}, \mathbf{x})} . \quad (7.20)$$

Proof Let C be the symmetric linear operator defined as follows:

$$C : \text{range}(A) \rightarrow \text{range}(A)$$

$$\mathbf{x} \mapsto PBP\mathbf{x}$$

Let $m := \dim \text{range}(A) = n - \dim \ker(A)$. By normalizing the family of eigenvectors $(\mathbf{x}_k)_{1 \leq k \leq m}$ from (7.18) so that they form an A -orthonormal basis of $\text{range}(A)$, we get

$$P\mathbf{x} = \sum_{k=1}^m (AP\mathbf{x}, \mathbf{x}_k) \mathbf{x}_k .$$

Note that the eigenvectors are C -orthogonal as well

$$(C\mathbf{x}_k, \mathbf{x}_l) = (\lambda_k A\mathbf{x}_k, \mathbf{x}_l) = \lambda_k \delta_{kl} ,$$

where δ_{kl} is the classical Kronecker delta function. For any $\mathbf{x} \in V$, we have the following decomposition into components of $\ker(A)$ and $\text{range}(A)$:

$$\mathbf{x} = \underbrace{(\mathbf{x} - P\mathbf{x})}_{\in \ker(A)} + \underbrace{\sum_{k=1}^m (AP\mathbf{x}, \mathbf{x}_k) \mathbf{x}_k}_{\in \text{range}(A)} .$$

In this spirit, the orthogonal projection $\pi_\tau(\mathbf{x})$ of \mathbf{x} on Z_τ is:

$$\pi_\tau(\mathbf{x}) := \underbrace{(\mathbf{x} - P\mathbf{x})}_{\in \ker(A)} + \underbrace{\sum_{\lambda_k > \tau} (AP\mathbf{x}, \mathbf{x}_k) \mathbf{x}_k}_{\in \text{Span}\{\mathbf{x}_k \mid \lambda_k > \tau\}}.$$

Note that π_τ is a projection parallel to $\text{Span}\{\mathbf{x}_k \mid \lambda_k \leq \tau\}$. By estimating now the first term of (7.20) we see that

$$\mathbf{x} - \pi_\tau(\mathbf{x}) = \sum_{\lambda_k \leq \tau} (AP\mathbf{x}, \mathbf{x}_k) \mathbf{x}_k.$$

By plugging this formula into $(B(\mathbf{x} - \pi_\tau(\mathbf{x})), \mathbf{x} - \pi_\tau(\mathbf{x}))$ and by using the fact that the eigenvectors \mathbf{x}_k and \mathbf{x}_l belong to $\text{range}(A)$ ($\mathbf{x}_k = P\mathbf{x}_k$) and their C -orthogonality, we get

$$\begin{aligned} (B(\mathbf{x} - \pi_\tau(\mathbf{x})), \mathbf{x} - \pi_\tau(\mathbf{x})) &= \left(\sum_{k \mid \lambda_k \leq \tau} (AP\mathbf{x}, \mathbf{x}_k) B\mathbf{x}_k, \sum_{l \mid \lambda_l \leq \tau} (AP\mathbf{x}, \mathbf{x}_l) \mathbf{x}_l \right) \\ &= \sum_{l \mid \lambda_l \leq \tau} \sum_{k \mid \lambda_k \leq \tau} (AP\mathbf{x}, \mathbf{x}_k) (AP\mathbf{x}, \mathbf{x}_l) (B\mathbf{x}_k, \mathbf{x}_l) \\ &= \sum_{l \mid \lambda_l \leq \tau} \sum_{k \mid \lambda_k \leq \tau} (AP\mathbf{x}, \mathbf{x}_k) (AP\mathbf{x}, \mathbf{x}_l) (BP\mathbf{x}_k, P\mathbf{x}_l) \\ &= \sum_{l \mid \lambda_l \leq \tau} \sum_{k \mid \lambda_k \leq \tau} (AP\mathbf{x}, \mathbf{x}_k) (AP\mathbf{x}, \mathbf{x}_l) (C\mathbf{x}_k, \mathbf{x}_l) \\ &= \sum_{\lambda_k \leq \tau} (AP\mathbf{x}, \mathbf{x}_k)^2 \lambda_k. \end{aligned} \tag{7.21}$$

We can easily find upper bounds of this expression

$$\begin{aligned} \sum_{\lambda_k \leq \tau} (AP\mathbf{x}, \mathbf{x}_k)^2 \lambda_k &\leq \tau \sum_{\lambda_k \leq \tau} (AP\mathbf{x}, \mathbf{x}_k)^2 \leq \tau \sum_{k=1}^m (AP\mathbf{x}, \mathbf{x}_k)^2 \\ &= \tau \left(AP\mathbf{x}, \sum_{k=1}^m (AP\mathbf{x}, \mathbf{x}_k) \mathbf{x}_k \right) = \tau (AP\mathbf{x}, P\mathbf{x}) = \tau (A\mathbf{x}, \mathbf{x}). \end{aligned} \tag{7.22}$$

From (7.21) and (7.22), the conclusion follows. \blacksquare

We have defined two generalised eigenvalue problems with no apparent connection (7.13) and (7.18). They allow the definition of two different sets (7.14) and (7.19). In the following we would like to analyze the relationship between these two sets.

Lemma 7.2.6 (Relationship between Y_τ and Z_τ) *We suppose that B is a positive operator. We can distinguish between these cases*

- *If A is positive definite then $Y_\tau = Z_\tau$.*
- *If A is not positive definite then $Y_\tau = Z_\tau$ if and only if $PBP = PB$.*

Proof Consider first the case when A is positive definite. In this case the projection on the range of A is the identity: $P = I$ and $\ker(A) = \emptyset$. Thus problem (7.18) reduces to

$$B\mathbf{x}_k = \lambda_k A\mathbf{x}_k \Leftrightarrow A^{-1}B\mathbf{x}_k = \lambda_k \mathbf{x}_k$$

while (7.13) will be equivalent to

$$A^{-1}B\mathbf{y}_k = \frac{1}{\mu_k} \mathbf{y}_k$$

We can thus conclude that

$$Y_\tau = \text{Span} \left\{ \mathbf{y}_k \mid \mu_k < \frac{1}{\tau} \right\} = \text{Span} \{ \mathbf{x}_k \mid \lambda_k > \tau \} = Z_\tau.$$

If A is not definite but B is, we can now left-multiply (7.13) by $B^{-1/2}$ which results into

$$\underbrace{B^{-1/2}AB^{-1/2}}_{\bar{A}} \underbrace{B^{1/2}\mathbf{y}_k}_{\bar{\mathbf{y}}_k} = \mu_k \underbrace{B^{1/2}\mathbf{y}_k}_{\bar{\mathbf{y}}_k} \Leftrightarrow \bar{A}\bar{\mathbf{y}}_k = \mu_k \bar{\mathbf{y}}_k. \quad (7.23)$$

which is a standard eigenvalue problem. First note that

$$\text{range}(\bar{A}) = B^{-1/2}\text{range}(A), \quad \ker(\bar{A}) = B^{1/2}\ker(A).$$

Let us analyze the problem (7.23). If $\mu_k = 0$ then $\bar{\mathbf{y}}_k \in \ker(\bar{A})$. Otherwise

$$\mu_k \neq 0 \Rightarrow \bar{\mathbf{y}}_k = \frac{1}{\mu_k} \bar{A}\bar{\mathbf{y}}_k \in \text{range}(\bar{A}) \Leftrightarrow \bar{P}\bar{\mathbf{y}}_k = \frac{1}{\mu_k} \bar{A}\bar{\mathbf{y}}_k. \quad (7.24)$$

with \bar{P} being the projection onto the $\text{range}(\bar{A})$ parallel to $\ker(\bar{A})$.

Consider now the similar problem

$$\begin{aligned} \bar{P}\bar{\mathbf{x}}_k &= \lambda_k \bar{A}\bar{\mathbf{x}}_k && \Leftrightarrow \\ \bar{P}\bar{\mathbf{x}}_k &= \lambda_k B^{-1/2}A \underbrace{B^{-1/2}\bar{\mathbf{x}}_k}_{\mathbf{x}_k} && \Leftrightarrow \\ \underbrace{B^{1/2}\bar{P}B^{-1/2}}_P B\mathbf{x}_k &= \lambda_k A\mathbf{x}_k && \Leftrightarrow \\ PB\mathbf{x}_k &= \lambda_k A\mathbf{x}_k. \end{aligned} \quad (7.25)$$

We see that

$$\begin{aligned} B^{1/2}Y_\tau &= \text{Span} \left\{ B^{1/2}\mathbf{y}_k \mid \mu_k < \frac{1}{\tau} \right\} = \text{Span} \left\{ \bar{\mathbf{y}}_k \mid \mu_k < \frac{1}{\tau} \right\} \\ &= \ker(\bar{A}) \oplus \text{Span} \{ \bar{\mathbf{x}}_k : \lambda_k > \tau \} \\ &= B^{1/2}\ker(A) + B^{1/2}\text{Span} \{ \mathbf{x}_k : \lambda_k > \tau \} \Rightarrow \\ Y_\tau &= \ker(A) + \text{Span} \{ \mathbf{x}_k : \lambda_k > \tau \} \end{aligned}$$

with \mathbf{x}_k being the solution of the generalised eigenvalue problem (7.25). This leads to the conclusion that $Y_\tau = Z_\tau$ if and only if $PBP = PB$. \blacksquare

Remark 7.2.2 (Counterexample) Problems (7.18) and (7.25) are not equivalent in general. Indeed,

$$PB\mathbf{x}_k = PB\left(\mathbf{x}_k^{\ker(A)} + \mathbf{x}_k^{\text{range}(A)}\right) = PBP\mathbf{x}_k + PB\mathbf{x}_k^{\ker(A)}$$

and the quantity $PB\mathbf{x}_k^{\ker(A)}$ is not necessarily null. Consider now the following example

$$A = \begin{pmatrix} 1 & 0 \\ 0 & 0 \end{pmatrix}, B = \begin{pmatrix} 2 & 1 \\ 1 & 1 \end{pmatrix} \Rightarrow P = \begin{pmatrix} 1 & 0 \\ 0 & 0 \end{pmatrix}.$$

The solution of the eigenproblem (7.13) is

$$\begin{aligned} \begin{pmatrix} 1 & 0 \\ 0 & 0 \end{pmatrix} \mathbf{y} = \mu \begin{pmatrix} 2 & 1 \\ 1 & 1 \end{pmatrix} \mathbf{y} &\Leftrightarrow \begin{pmatrix} y_1 \\ 0 \end{pmatrix} = \mu \begin{pmatrix} 2y_1 + y_2 \\ y_1 + y_2 \end{pmatrix} \\ &\Leftrightarrow (\mathbf{y}, \mu) \in \left\{ \left[\begin{pmatrix} 0 \\ 1 \end{pmatrix}, 0 \right], \left[\begin{pmatrix} 1 \\ -1 \end{pmatrix}, 1 \right] \right\} \end{aligned}$$

The solution of the eigenproblem is now (7.18)

$$\begin{aligned} \begin{pmatrix} 2 & 0 \\ 0 & 0 \end{pmatrix} \mathbf{x} = \lambda \begin{pmatrix} 1 & 0 \\ 0 & 0 \end{pmatrix} \mathbf{x} &\Leftrightarrow \begin{pmatrix} 2x_1 \\ 0 \end{pmatrix} = \lambda \begin{pmatrix} x_1 \\ 0 \end{pmatrix} \\ &\Leftrightarrow (\mathbf{x}, \lambda) \in \left\{ \left[\begin{pmatrix} 0 \\ 1 \end{pmatrix}, 0 \right], \left[\begin{pmatrix} 1 \\ 0 \end{pmatrix}, 2 \right] \right\} \end{aligned}$$

Consider now $\tau = 1.5$. Then we have

$$Y_\tau = \text{Span} \left\{ \begin{pmatrix} 0 \\ 1 \end{pmatrix} \right\}, Z_\tau = \text{Span} \left\{ \begin{pmatrix} 0 \\ 1 \end{pmatrix}, \begin{pmatrix} 1 \\ 0 \end{pmatrix} \right\} = \mathbb{R}^2.$$

therefore $Y_\tau \neq Z_\tau$.

7.2.3 Auxiliary lemma

In the sequel, we make often use of the following lemma:

Lemma 7.2.7 Let $M, n, (n_i)_{1 \leq i \leq M}$ be positive integers, $Q_i \in \mathbb{R}^{n \times n_i}$, $1 \leq i \leq M$ be rectangular matrices and $A \in \mathbb{R}^{n \times n}$ be a symmetric positive definite matrix. Let \tilde{k}_0 be an integer defined by:

$$\tilde{k}_0 := \max_{1 \leq j \leq M} \#\{i \mid Q_i^T A Q_j \neq 0\}.$$

Then for all $\mathbf{U}_i \in \mathbb{R}^{n_i}$, $1 \leq i \leq M$, we have the following estimate

$$\boxed{\left(\sum_{i=1}^M Q_i \mathbf{U}_i \right)^T A \left(\sum_{i=1}^M Q_i \mathbf{U}_i \right) \leq \tilde{k}_0 \sum_{i=1}^M \mathbf{U}_i^T (Q_i^T A Q_i) \mathbf{U}_i} \quad (7.26)$$

Proof By Cauchy-Schwarz inequality, we have:

$$\begin{aligned} \left(\sum_{i=1}^M Q_i \mathbf{U}_i \right)^T A \left(\sum_{i=1}^M Q_i \mathbf{U}_i \right) &= \sum_{i,j | Q_i^T A Q_j \neq 0} (\mathbf{U}_i^T Q_i^T) A (Q_j \mathbf{U}_j) \\ &\leq \sum_{i,j | Q_i^T A Q_j \neq 0} (\mathbf{U}_i^T Q_i^T A Q_i \mathbf{U}_i)^{1/2} (\mathbf{U}_j^T Q_j^T A Q_j \mathbf{U}_j)^{1/2}. \end{aligned} \quad (7.27)$$

Let us introduce the connectivity matrix $C \in \mathbb{R}^M \times \mathbb{R}^M$ defined as follows:

$$C_{ij} = \begin{cases} 1 & \text{if } Q_i^T A Q_j \neq 0, \ 1 \leq i, j \leq M \\ 0 & \text{otherwise.} \end{cases} \quad (7.28)$$

and $\mathbf{v} \in \mathbb{R}^M$, $\mathbf{v} = (v_i)_{1 \leq i \leq M}$ the vector of norms defined as

$$\mathbf{v} := \left((\mathbf{U}_1^T Q_1^T A Q_1 \mathbf{U}_1)^{1/2}, \dots, (\mathbf{U}_M^T Q_M^T A Q_M \mathbf{U}_M)^{1/2} \right)^T. \quad (7.29)$$

Note that we have

$$\|\mathbf{v}\|_2^2 = \sum_{i=1}^M v_i^2 = \sum_{i=1}^M \mathbf{U}_i^T (Q_i^T A Q_i) \mathbf{U}_i \quad (7.30)$$

and matrix C is symmetric as a consequence of the symmetry of A . With notations (7.28) and (7.29), estimate (7.27) becomes

$$\left(\sum_{i=1}^M Q_i \mathbf{U}_i \right)^T A \left(\sum_{i=1}^M Q_i \mathbf{U}_i \right) \leq \mathbf{v}^T C \mathbf{v}. \quad (7.31)$$

Note that we also have by definition of an operator norm:

$$\mathbf{v}^T C \mathbf{v} \leq \|C\|_2 \cdot \|\mathbf{v}\|_2^2. \quad (7.32)$$

Since matrix C is symmetric, its 2-norm is given by the largest eigenvalue in modulus, which is less than the infinity norm of C . It can be easily checked that $\|C\|_\infty = \tilde{k}_0$ and by consequence we will have $\|C\|_2 \leq \tilde{k}_0$. Finally, from estimates (7.30), (7.31) and (7.32), we have

$$\left(\sum_{i=1}^M Q_i \mathbf{U}_i \right)^T A \left(\sum_{i=1}^M Q_i \mathbf{U}_i \right) \leq \tilde{k}_0 \sum_{i=1}^M v_i^2 = \tilde{k}_0 \sum_{i=1}^M \mathbf{U}_i^T (Q_i^T A Q_i) \mathbf{U}_i$$

which ends the proof. ■

7.3 Finite element setting

We recall here the finite element setting that is used in order to build the coarse space. Consider first the variational formulation of a problem for a given open domain $\Omega \subset \mathbb{R}^d$ ($d = 2$ or 3)

$$a_\Omega(u, v) = l(v), \quad \forall v \in V \quad (7.33)$$

where $l(v)$ denotes a linear form over a Hilbert space V . The problem we consider is given through a symmetric positive definite bilinear form that is defined in terms of an integral over any open set $\omega \subset \mathbb{R}^d$ for some integer d . Typical examples are the Darcy equation (\mathbf{K} is a diffusion tensor)

$$a_\omega(u, v) := \int_\omega \mathbf{K} \nabla u \cdot \nabla v \, dx, \quad (7.34)$$

or the elasticity system (\mathbf{C} is the fourth-order stiffness tensor and $\boldsymbol{\varepsilon}(\mathbf{u})$ is the strain tensor of a displacement field \mathbf{u}):

$$a_\omega(\mathbf{u}, \mathbf{v}) := \int_\omega \mathbf{C} \boldsymbol{\varepsilon}(\mathbf{u}) : \boldsymbol{\varepsilon}(\mathbf{v}) \, dx.$$

We consider a discretization of the variational problem (7.33) by the finite element (FE) method on a mesh \mathcal{T}_h of Ω : $\bar{\Omega} = \bigcup_{c \in \mathcal{T}_h} c$. The approximation space is then denoted by V_h , $\{\phi_k\}_{k \in \mathcal{N}}$ denotes its basis and \mathcal{N} is the related index set. Let us write the discrete FE problem that we want to solve:

$$\begin{aligned} &\text{Find } u_h \in V_h \text{ such that} \\ a_\Omega(u_h, v_h) &= l(v_h), \quad \text{for all } v_h \in V_h. \end{aligned} \quad (7.35)$$

which gives the matrix form

$$A\mathbf{U} = b, \quad A_{ij} = a_\Omega(\phi_j, \phi_i), \quad b_i = l(\phi_i), \quad \forall i, j \in \mathcal{N}.$$

so that

$$u_h = \sum_{k \in \mathcal{N}} u_k \phi_k, \quad \mathbf{U} = (u_k)_{k \in \mathcal{N}}.$$

Domain Ω is decomposed into N subdomains $(\Omega_i)_{1 \leq i \leq N}$ so that all subdomains are a union of cells of the mesh \mathcal{T}_h . This decomposition induces a natural decomposition of the set of indices \mathcal{N} into N subsets of indices $(\mathcal{N}_j)_{1 \leq j \leq N}$ as was done in eq. (1.28):

$$\mathcal{N}_j := \{k \in \mathcal{N} : \text{meas}((\phi_k) \cap \Omega_j) \neq 0\}, \quad 1 \leq j \leq N. \quad (7.36)$$

Let \tilde{A}^j be the $\#\mathcal{N}_j \times \#\mathcal{N}_j$ matrix defined by

$$\mathbf{V}_j^T \tilde{A}^j \mathbf{U}_j := a_{\Omega_j} \left(\sum_{k \in \mathcal{N}_j} \mathbf{U}_{jk} \phi_k, \sum_{k \in \mathcal{N}_j} \mathbf{V}_{jk} \phi_k \right), \quad \mathbf{U}_j, \mathbf{V}_j \in \mathbb{R}^{\#\mathcal{N}_j}. \quad (7.37)$$

When the bilinear form a results from the variational solve of a Laplace problem, the previous matrix corresponds to the discretisation of local Neumann boundary value problems. For this reason we will call it ‘‘Neumann’’ matrix even in a more general setting.

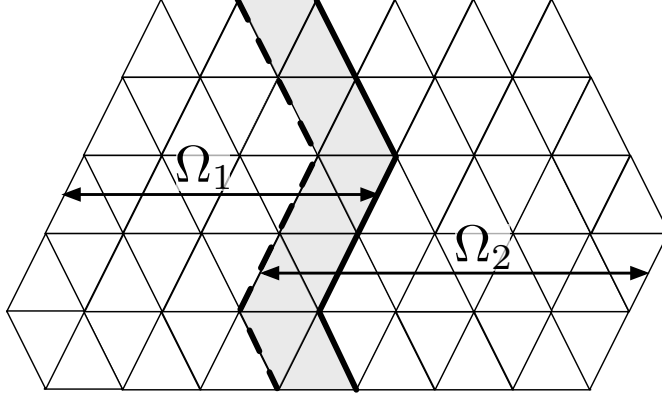


Figure 7.1: Initial geometric decomposition of the domain

7.4 GenEO coarse space for Additive Schwarz

In order to apply the Fictitious Space Lemma to ASM, we use the framework defined in § 7.1. Note that most of the assumptions of this lemma are verified without the precise definition of a coarse space. That is why it will be specified later on in Definition 7.4.2 only when needed.

Let's start with the surjectivity and continuity of $\mathcal{R}_{ASM,2}$ which do not depend on the choice of the coarse space.

Lemma 7.4.1 (Surjectivity of $\mathcal{R}_{ASM,2}$) *The operator $\mathcal{R}_{ASM,2}$ defined by (7.5) is surjective.*

Proof From the partition of unity as defined in paragraph 1.3 equation (1.25), we have for all $\mathbf{U} \in H$:

$$\mathbf{U} = \mathcal{R}_{ASM,2}(\mathcal{U}), \text{ with } \mathcal{U} = (0, (D_i R_i \mathbf{U})_{1 \leq i \leq N}),$$

which proves the surjectivity of $\mathcal{R}_{ASM,2}$. ■

Lemma 7.4.2 (Continuity of $\mathcal{R}_{ASM,2}$) *Let*

$$k_0 := \max_{1 \leq i \leq N} \# \{j \mid R_j A R_i^T \neq 0\} \quad (7.38)$$

be the maximum multiplicity of the interaction between subdomains plus one. Then for all $\mathcal{U} \in H_D$, we have

$$a(\mathcal{R}_{ASM,2}(\mathcal{U}), \mathcal{R}_{ASM,2}(\mathcal{U})) \leq \max(2, k_0) b(\mathcal{U}, \mathcal{U}),$$

which proves the continuity of operator $\mathcal{R}_{ASM,2}$ (i.e. hypothesis (7.9) from Lemma 7.2.2), with

$$c_R = \max(2, k_0)$$

as a continuity constant.

Proof Let $\mathcal{U} := (\mathbf{U}_i)_{0 \leq i \leq N} \in H_D$. Then we have by definition

$$a(\mathcal{R}_{ASM,2}(\mathcal{U}), \mathcal{R}_{ASM,2}(\mathcal{U})) = \left(\sum_{i=0}^N R_i^T \mathbf{U}_i \right)^T A \left(\sum_{i=0}^N R_i^T \mathbf{U}_i \right) \quad (7.39)$$

and

$$b(\mathcal{U}, \mathcal{U}) = \sum_{i=0}^N (R_i^T \mathbf{U}_i)^T A (R_i^T \mathbf{U}_i). \quad (7.40)$$

Applying Lemma 7.2.7, with $M = N + 1$, $Q_i = R_i^T$ ($0 \leq i \leq N$) would not yield a sharp estimate. Indeed, we note that $R_0 A R_0^T \neq 0$, $0 \leq i \leq N$ which means the constant \tilde{k}_0 in Lemma 7.2.7 would be equal to $N + 1$. Thus, we proceed in two steps. Since A is symmetric positive, we have:

$$\begin{aligned} \left(\sum_{i=0}^N R_i^T \mathbf{U}_i \right)^T A \left(\sum_{i=0}^N R_i^T \mathbf{U}_i \right) &\leq 2 \left((R_0^T \mathbf{U}_0)^T A (R_0^T \mathbf{U}_0) \right. \\ &\quad \left. + \left(\sum_{i=1}^N R_i^T \mathbf{U}_i \right)^T A \left(\sum_{i=1}^N R_i^T \mathbf{U}_i \right) \right) \end{aligned} \quad (7.41)$$

We use Lemma 7.2.7 to estimate the last term and we have:

$$\begin{aligned} \left(\sum_{i=0}^N R_i^T \mathbf{U}_i \right)^T A \left(\sum_{i=0}^N R_i^T \mathbf{U}_i \right) &\leq 2 \left((R_0^T \mathbf{U}_0)^T A (R_0^T \mathbf{U}_0) \right. \\ &\quad \left. + k_0 \sum_{i=1}^N (R_i^T \mathbf{U}_i)^T A (R_i^T \mathbf{U}_i) \right) \\ &\leq \max(2, k_0) \sum_{i=0}^N (R_i^T \mathbf{U}_i)^T A (R_i^T \mathbf{U}_i). \end{aligned} \quad (7.42)$$

■

7.4.1 Some estimates for a stable decomposition with $\mathcal{R}_{ASM,2}$

We now focus on the stable decomposition, estimate (7.10), which requires further analysis and is dependent on the choice of the coarse space given here by its column-matrix form $Z_0 = R_0^T$. Nevertheless, we note that some intermediate results, valid for arbitrary coarse space, simplify the requirement of (7.10). For example, the following lemma which is valid whatever the choice of $Z_0 = R_0^T$.

Lemma 7.4.3 *Let $\mathbf{U} \in H$ and $\mathcal{U} := (\mathbf{U}_i)_{0 \leq i \leq N} \in H_D$ such that $\mathbf{U} = \mathcal{R}_{ASM,2}(\mathcal{U})$.*

Then, we have:

$$b(\mathcal{U}, \mathcal{U}) \leq 2 a(\mathbf{U}, \mathbf{U}) + (2k_0 + 1) \sum_{i=1}^N a(R_i^T \mathbf{U}_i, R_i^T \mathbf{U}_i). \quad (7.43)$$

Proof By definition of $\mathcal{R}_{ASM,2}$ (see eq. (7.5)) and Cauchy-Schwarz inequality, we have:

$$\begin{aligned}
b(\mathcal{U}, \mathcal{U}) &= a(R_0^T \mathbf{U}_0, R_0^T \mathbf{U}_0) + \sum_{i=1}^N a(R_i^T \mathbf{U}_i, R_i^T \mathbf{U}_i) \\
&= a\left(\mathbf{U} - \sum_{i=1}^N R_i^T \mathbf{U}_i, \mathbf{U} - \sum_{i=1}^N R_i^T \mathbf{U}_i\right) + \sum_{i=1}^N a(R_i^T \mathbf{U}_i, R_i^T \mathbf{U}_i) \\
&\leq 2 \left[a(\mathbf{U}, \mathbf{U}) + a\left(\sum_{i=1}^N R_i^T \mathbf{U}_i, \sum_{i=1}^N R_i^T \mathbf{U}_i\right) \right] + \sum_{i=1}^N a(R_i^T \mathbf{U}_i, R_i^T \mathbf{U}_i) \\
&\leq 2 \left[a(\mathbf{U}, \mathbf{U}) + \sum_{1 \leq i, j \leq N \setminus R_j A R_i^T \neq 0} a(R_i^T \mathbf{U}_i, R_j^T \mathbf{U}_j) \right] + \sum_{i=1}^N a(R_i^T \mathbf{U}_i, R_i^T \mathbf{U}_i)
\end{aligned}$$

Applying Lemma 7.2.7, the middle term can be bounded by

$$k_0 \sum_{i=1}^N a(R_i^T \mathbf{U}_i, R_i^T \mathbf{U}_i).$$

and the conclusion follows. \blacksquare

Note that the result (7.43) is insufficient to yield a spectral estimate of the ASM preconditioner. We still have to bound from above the subdomain energy terms $a(R_i^T \mathbf{U}_i, R_i^T \mathbf{U}_i)$, $1 \leq i \leq N$, by the global energy term $a(\mathbf{U}, \mathbf{U})$. In order to do this, we first introduce an estimate to $a(\mathbf{U}, \mathbf{U})$ from below in terms of a sum of some local energy terms, see (7.44) and then infer from it a construction of the coarse space in Definition 7.4.2.

Lemma 7.4.4 *Let k_1 be the maximal multiplicity of subdomains intersection, i.e. the largest integer m such that there exists m different subdomains whose intersection has a non zero measure.*

Then, for all $\mathbf{U} \in \mathbb{R}^N$, we have

$$\sum_{j=1}^N (R_j \mathbf{U})^T \tilde{A}^j R_j \mathbf{U} \leq k_1 \mathbf{U}^T \mathbf{A} \mathbf{U} = k_1 a(\mathbf{U}, \mathbf{U}) \quad (7.44)$$

where matrices \tilde{A}^j are defined by eq. (7.37).

Proof This property makes use of the finite element setting of § 7.3. Let $u_h := \sum_{k \in \mathcal{N}} U_k \phi_k$, then by definition

$$a_\Omega(u_h, u_h) = \mathbf{U}^T \mathbf{A} \mathbf{U} \quad \text{and} \quad a_{\Omega_j}(u_h, u_h) = (R_j \mathbf{U})^T \tilde{A}^j R_j \mathbf{U}.$$

Since at most k_1 of the subdomains have a non zero measure intersection, the sum $\sum_{j=1}^N a_{\Omega_j}(u_h, u_h)$ cannot exceed k_1 times $a_\Omega(u_h, u_h)$. Let us be more explicit in the case of a Darcy equation (7.34). Inequality (7.44) reads:

$$\sum_{j=1}^N \int_{\Omega_j} \mathbf{K} |\nabla u_h|^2 dx \leq k_1 \int_{\Omega} \mathbf{K} |\nabla u_h|^2 dx.$$

■

7.4.2 Definition of the GenEO coarse space

All the previous results are valid independently of the choice of the $(\mathbf{U}_j)_{1 \leq j \leq N}$ in the decomposition of U and of the coarse space. They can't give access to an estimate of the constant c_T in the stable decomposition estimate required by condition (7.10) of the Fictitious Space Lemma 7.2.2. But, they are important steps since they enable a *local* construction of a *global* coarse space so that the constant c_T can be chosen, *a priori* less than $1/2$, see Lemma 7.4.3. Actually, we see from (7.43) and (7.44) that it is sufficient, for some given parameter $\tau > 0$, to define $(\mathbf{U}_j)_{1 \leq j \leq N}$ such that

$$\sum_{j=1}^N a(R_j^T \mathbf{U}_j, R_j^T \mathbf{U}_j) \leq \tau \sum_{j=1}^N (R_j \mathbf{U})^T \tilde{A}^j R_j \mathbf{U}, \quad (7.45)$$

which can be satisfied by demanding that for all subdomains j we have

$$a(R_j^T \mathbf{U}_j, R_j^T \mathbf{U}_j) \leq \tau (R_j \mathbf{U})^T \tilde{A}^j R_j \mathbf{U}. \quad (7.46)$$

This estimate will have as a consequence the stability of the decomposition and a short computation shows that we can take $c_T := (2 + (2k_0 + 1)k_0 \tau)^{-1}$ in (7.10). The definition of \mathbf{U}_j which satisfy (7.46) for a given threshold τ will be a consequence of the definition of the coarse space.

We now detail the construction of the GenEO coarse space.

To start with, we apply the abstract Lemma 7.2.5 in each subdomain to the following generalized eigenvalue problem:

Definition 7.4.1 (Generalized eigenvalue problem) *For all subdomains $1 \leq j \leq N$, let*

$$\tilde{B}_j := D_j(R_j A R_j^T) D_j.$$

Let \tilde{P}_j be the projection on $\text{range}(\tilde{A}^j)$ parallel to $\ker(\tilde{A}^j)$. Consider the generalized eigenvalue problem:

$$\begin{aligned} \text{Find } (\tilde{\mathbf{U}}_{jk}, \lambda_{jk}) &\in \text{range}(\tilde{A}^j) \times \mathbb{R} \\ \tilde{P}_j \tilde{B}_j \tilde{P}_j \tilde{\mathbf{U}}_{jk} &= \lambda_{jk} \tilde{A}^j \tilde{\mathbf{U}}_{jk}. \end{aligned}$$

Define also

$$\tilde{Z}_{j\tau} := \ker(\tilde{A}^j) \oplus \text{Span}\{\tilde{\mathbf{U}}_{jk} \mid \lambda_{jk} > \tau\}$$

and the local projection $\tilde{\pi}_j$ on $\tilde{Z}_{j\tau}$ parallel to $\text{Span}\{\tilde{\mathbf{U}}_{jk} \mid \lambda_{jk} \leq \tau\}$.

With these notations, Lemma 7.2.5 translates into:

Lemma 7.4.5 (Intermediate Lemma) *For all subdomain $1 \leq j \leq N$ and $\tilde{\mathbf{U}}_j \in \mathbb{R}^{N_j}$, we have:*

$$(R_j^T D_j (I_d - \tilde{\pi}_j) \tilde{\mathbf{U}}_j)^T A (R_j^T D_j (I_d - \tilde{\pi}_j) \tilde{\mathbf{U}}_j) \leq \tau \tilde{\mathbf{U}}_j^T \tilde{A}^j \tilde{\mathbf{U}}_j. \quad (7.47)$$

We see now that estimate (7.46) can be obtained directly from (7.47) provided that \mathbf{U}_j are such that the left-hand sides of (7.46) and (7.47) are the same, that is

$$\boxed{\mathbf{U}_j := D_j (I_d - \tilde{\pi}_j) R_j \mathbf{U}.} \quad (7.48)$$

It remains now to define the coarse space component \mathbf{U}_0 and the coarse space interpolation operator, such that $\sum_{j=0}^N R_j^T \mathbf{U}_j = \mathbf{U}$. From the previous results we can infer that this decomposition is stable.

Definition 7.4.2 (GenEO Coarse space) *The GenEO coarse space is defined as a sum of local contributions weighted with the partition of unity:*

$$V_0 := \bigoplus_{j=1}^N R_j^T D_j \tilde{Z}_{j\tau}. \quad (7.49)$$

Let $Z_0 \in \mathbb{R}^{\#N \times \dim(V_0)}$ be a column matrix so that V_0 is spanned by its columns. We denote its transpose $R_0 := Z_0^T$.

Note that for all $\mathbf{U}_0 \in V_0$, we have the following equality:

$$\mathbf{U}_0 = R_0^T ((R_0 R_0^T)^{-1}) R_0 \mathbf{U}_0.$$

Theorem 7.4.1 (GenEO stable decomposition) *Let $\mathbf{U} \in \mathbb{R}^N$, for all subdomain $1 \leq j \leq N$, we define \mathbf{U}_j like in (7.48) and \mathbf{U}_0 by:*

$$\boxed{\mathbf{U}_0 := (R_0 R_0^T)^{-1} R_0 \left(\sum_{j=1}^N R_j^T D_j \tilde{\pi}_j R_j \mathbf{U} \right)}$$

so that

$$R_0^T \mathbf{U}_0 := \sum_{j=1}^N R_j^T D_j \tilde{\pi}_j R_j \mathbf{U}.$$

Let $c_T := (2 + (2k_0 + 1)k_0 \tau)^{-1}$ and \mathcal{U} denote $(\mathbf{U}_i)_{0 \leq i \leq N} \in H_D$. Then, \mathcal{U} is a c_T -stable decomposition of \mathbf{U} since we have:

$$\mathcal{R}_{ASM,2}(\mathcal{U}) = \sum_{j=0}^N R_j^T \mathbf{U}_j = \mathbf{U} \quad \text{and} \quad b(\mathcal{U}, \mathcal{U}) \leq \frac{1}{c_T} \mathbf{U}^T A \mathbf{U} = a(\mathbf{U}, \mathbf{U}).$$

Proof We first check that $\mathcal{R}(\mathcal{U}) = U$. By definition, we have:

$$\begin{aligned} \mathbf{U} &= \sum_{j=1}^N R_j^T D_j R_j \mathbf{U} \\ &= \underbrace{\sum_{j=1}^N R_j^T D_j \tilde{\pi}_j R_j \mathbf{U}}_{R_0^T \mathbf{U}_0} + \sum_{j=1}^N R_j^T D_j (I_d - \tilde{\pi}_j) R_j \mathbf{U} = \sum_{j=0}^N R_j^T \mathbf{U}_j. \end{aligned}$$

We now prove the second part of the theorem, the stability of the decomposition. By Lemma 7.4.3, we have

$$b(\mathcal{U}, \mathcal{U}) \leq 2a(\mathbf{U}, \mathbf{U}) + (2k_0 + 1) \sum_{i=1}^N a(R_i^T \mathbf{U}_i, R_i^T \mathbf{U}_i). \quad (7.50)$$

Then, by definition of \mathbf{U}_i , $1 \leq i \leq N$ in equation (7.48):

$$a(R_i^T \mathbf{U}_i, R_i^T \mathbf{U}_i) = (R_i^T D_i (I_d - \tilde{\pi}_i) R_i \mathbf{U})^T A (R_i^T D_i (I_d - \tilde{\pi}_i) R_i \mathbf{U}) \quad (7.51)$$

and by Lemma 7.4.5 we have thus:

$$a(R_i^T \mathbf{U}_i, R_i^T \mathbf{U}_i) \leq \tau (R_i \mathbf{U})^T \tilde{A}^i (R_i \mathbf{U}).$$

Summing over all subdomains and using Lemma 7.4.4, we have:

$$\sum_{i=1}^N a(R_i^T \mathbf{U}_i, R_i^T \mathbf{U}_i) \leq k_1 \tau \mathbf{U}^T A \mathbf{U}.$$

Finally, using (7.50) and (7.51), we have:

$$b(\mathcal{U}, \mathcal{U}) \leq (2 + (2k_0 + 1)k_1 \tau) \mathbf{U}^T A \mathbf{U}. \quad (7.52)$$

■

Combining Lemma 7.4.2 and equation (7.52), we have thus proved

Theorem 7.4.2 *The eigenvalues of the two level Schwarz preconditioned system satisfy the following estimate*

$$\boxed{\frac{1}{2 + (2k_0 + 1)k_1 \tau} \leq \lambda(M_{ASM_2}^{-1} A) \leq \max(2, k_0)}.$$

Due to the definition of the coarse space, we see that the condition number of the preconditioned problem will not depend on the number of the subdomains but only on the parameters k_0 , k_1 and τ . Parameter τ can be chosen arbitrarily small at the expense of a large coarse space.

7.5 Hybrid Schwarz with GenEO

Another version of the Schwarz preconditionner, which we will call Hybrid Schwarz method (HSM) can be also formalized in the framework of the Fictitious Space Lemma. The coarse space is as before based on the same generalized eigensolves. The difference lies in the way the coarse space correction is applied, see [128] and [178]. Let P_0 denote the a -orthogonal projection on the GenEO coarse space V_0 defined above, Definition 7.4.2. Let us denote by M_{ASM}^{-1} the one-level Schwarz method

$$M_{ASM}^{-1} := \sum_{i=1}^N R_i^T (R_i A R_i^T)^{-1} R_i.$$

Following [128], the hybrid Schwarz preconditioner is defined as follows:

$$\boxed{M_{HSM}^{-1} := R_0^T (R_0 A R_0^T)^{-1} R_0 + (I_d - P_0) M_{ASM}^{-1} (I_d - P_0^T)}. \quad (7.53)$$

We shall see at the end how to implement efficiently this preconditioner in a preconditioned conjugate gradient method (PCG).

We first study the spectral properties of this preconditioner. In order to apply the Fictitious Space Lemma 7.2.2, it suffices in the previous set up to modify the linear operator \mathcal{R} (7.5) and replace it by the following definition.

Definition 7.5.1 For $\mathcal{U} = (\mathbf{U}_i)_{0 \leq i \leq N}$, $\mathcal{R}_{HSM} : H_D \rightarrow H$ is defined by

$$\mathcal{R}_{HSM}(\mathcal{U}) := R_0^T \mathbf{U}_0 + \sum_{i=1}^N (I_d - P_0) R_i^T \mathbf{U}_i. \quad (7.54)$$

We check the assumptions of the Fictitious Space Lemma when \mathcal{R}_{HSM} replaces $\mathcal{R}_{ASM,2}$ in Definition 7.1.1. This will give us the condition number estimate (7.57).

Lemma 7.5.1 (Surjectivity of \mathcal{R}_{HSM}) The operator \mathcal{R}_{HSM} is surjective.

Proof For all $\mathbf{U} \in H$, we have:

$$\mathbf{U} = P_0 \mathbf{U} + (I_d - P_0) \mathbf{U} = P_0 \mathbf{U} + \sum_{i=1}^N (I_d - P_0) R_i^T D_i R_i \mathbf{U}.$$

Since $P_0 \mathbf{U} \in V_0$, there exists $\mathbf{U}_0 \in R^{\#\mathcal{N}_0}$ such that $P_0 \mathbf{U} = R_0^T \mathbf{U}_0$. Thus, we have

$$\mathbf{U} = R_0^T \mathbf{U}_0 + \sum_{i=1}^N (I_d - P_0) R_i^T (D_i R_i \mathbf{U}),$$

or, in other words

$$\mathcal{R}_{HSM}(\mathbf{U}_0, (D_i R_i \mathbf{U})_{1 \leq i \leq N}) = \mathbf{U}.$$

which proves the surjectivity. \blacksquare

Lemma 7.5.2 (Continuity of \mathcal{R}_{HSM}) *Let k_0 be defined as in (7.38). Then, for all $\mathcal{U} = (\mathbf{U}_i)_{0 \leq i \leq N} \in H_D$, the following estimate holds*

$$a(\mathcal{R}_{HSM}(\mathcal{U}), \mathcal{R}_{HSM}(\mathcal{U})) \leq k_0 b(\mathcal{U}, \mathcal{U}). \quad (7.55)$$

Proof Since P_0 and $I_d - P_0$ are a -orthogonal projections, we have also making use of Lemma 7.2.7:

$$\begin{aligned} a(\mathcal{R}_{HSM}(\mathcal{U}), \mathcal{R}_{HSM}(\mathcal{U})) &= a(R_0^T \mathbf{U}_0, R_0^T \mathbf{U}_0) \\ &\quad + a\left((I_d - P_0) \sum_{i=1}^N R_i^T \mathbf{U}_i, (I_d - P_0) \sum_{i=1}^N R_i^T \mathbf{U}_i\right) \\ &\leq a(R_0^T \mathbf{U}_0, R_0^T \mathbf{U}_0) + a\left(\sum_{i=1}^N R_i^T \mathbf{U}_i, \sum_{i=1}^N R_i^T \mathbf{U}_i\right) \\ &\leq a(R_0^T \mathbf{U}_0, R_0^T \mathbf{U}_0) + k_0 \sum_{i=1}^N a(R_i^T \mathbf{U}_i, R_i^T \mathbf{U}_i) \\ &\leq k_0 \sum_{i=0}^N a(R_i^T \mathbf{U}_i, R_i^T \mathbf{U}_i) = k_0 b(\mathcal{U}, \mathcal{U}). \end{aligned}$$

\blacksquare

Lemma 7.5.3 (Stable decomposition with \mathcal{R}_{HSM}) *Let $\mathbf{U} \in H$. For $1 \leq j \leq N$, we define:*

$$\mathbf{U}_j := D_j (I_d - \tilde{\pi}_j) R_j \mathbf{U}$$

and $\mathbf{U}_0 \in \mathbb{R}^{\mathcal{N}_0}$ such that:

$$R_0^T \mathbf{U}_0 = P_0 \mathbf{U}.$$

We define $\mathcal{U} := (\mathbf{U}_i)_{1 \leq i \leq N} \in H_D$.

Then, we have

$$\mathcal{R}_{HSM}(\mathcal{U}) = \mathbf{U}$$

and the stable decomposition property is verified

$$b(\mathcal{U}, \mathcal{U}) \leq (1 + k_1 \tau) a(\mathbf{U}, \mathbf{U}). \quad (7.56)$$

Proof We first check that we have indeed a decomposition, i.e. that the equality $\mathcal{R}_{HSM}(\mathcal{U}) = \mathbf{U}$ holds. Note that for all $1 \leq j \leq N$ we have

$$R_j^T D_j \tilde{\pi}_j R_j \mathbf{U} \in V_0 \Rightarrow (I_d - P_0) R_j^T D_j \tilde{\pi}_j R_j \mathbf{U} = 0.$$

We have:

$$\begin{aligned}
\mathbf{U} &= P_0 \mathbf{U} + (I_d - P_0) \mathbf{U} = P_0 \mathbf{U} + (I_d - P_0) \sum_{j=1}^N R_j^T D_j R_j \mathbf{U} \\
&= P_0 \mathbf{U} + (I_d - P_0) \sum_{j=1}^N R_j^T D_j R_j \mathbf{U} \\
&= R_0^T \mathbf{U}_0 + (I_d - P_0) \sum_{j=1}^N R_j^T D_j (I_d - \tilde{\pi}_j) R_j \mathbf{U} = \mathcal{R}_{HSM}(\mathcal{U}).
\end{aligned}$$

The last thing to do is to check the stability of this decomposition. Using Lemma 7.4.5, then Lemma 7.4.4 and the fact that P_0 is a a -orthogonal projection, we have

$$\begin{aligned}
b(\mathcal{U}, \mathcal{U}) &= a(R_0^T \mathbf{U}_0, R_0^T \mathbf{U}_0) \\
&\quad + \sum_{j=1}^N a(R_j^T D_j \underbrace{(I_d - \tilde{\pi}_j) R_j \mathbf{U}}_{\mathbf{U}_j}, R_j^T D_j \underbrace{(I_d - \tilde{\pi}_j) R_j \mathbf{U}}_{\mathbf{U}_j}) \\
&\leq a(P_0 \mathbf{U}, P_0 \mathbf{U}) + \tau \sum_{j=1}^N (R_j \mathbf{U})^T \tilde{A}^j (R_j \mathbf{U}) \\
&\leq a(\mathbf{U}, \mathbf{U}) + k_1 \tau a(\mathbf{U}, \mathbf{U}) \leq (1 + k_1 \tau) a(\mathbf{U}, \mathbf{U}).
\end{aligned}$$

■

Previous lemmas lead to the condition number estimate of the algorithm:

Theorem 7.5.1 (Hybrid Schwarz algorithm) *Let τ be a user-defined parameter to build the GenEO coarse space as in Definition 7.4.1.*

The eigenvalues of the hybrid Schwarz preconditioned system satisfy the following estimate

$$\boxed{\frac{1}{1 + k_1 \tau} \leq \lambda(M_{HSM}^{-1} A) \leq k_0.} \quad (7.57)$$

Note that a hybrid preconditioner will lead to a better condition number than for the additive one (Theorem 7.4.2) and consequently to a faster convergence.

7.5.1 Efficient implementation of the hybrid Schwarz method

As it is written in (7.53), the application of the hybrid preconditioner involves several applications of the projection P_0 . We see in this paragraph that a clever choice of the initial guess in the PCG algorithm reduces the cost of the algorithm, see [128].

Note first that the matrix form of P_0 is:

$$P_0 = R_0^T (R_0 A R_0^T)^{-1} R_0 A. \quad (7.58)$$

Indeed, this formula clearly defines a projection since

$$\begin{aligned} (R_0^T(R_0AR_0^T)^{-1}R_0A)^2 &= R_0^T(R_0AR_0^T)^{-1}R_0AR_0^T(R_0AR_0^T)^{-1}R_0A \\ &= R_0^T(R_0AR_0^T)^{-1}R_0A. \end{aligned}$$

This projection is A -orthogonal since for all vectors \mathbf{U}, \mathbf{V} , we have:

$$\begin{aligned} (R_0^T(R_0AR_0^T)^{-1}R_0A\mathbf{U}, \mathbf{V})_A &= (R_0^T(R_0AR_0^T)^{-1}R_0A\mathbf{U}, A\mathbf{V}) \\ &= (\mathbf{U}, R_0^T(R_0AR_0^T)^{-1}R_0A\mathbf{V})_A. \end{aligned}$$

Finally, the range of $R_0^T(R_0AR_0^T)^{-1}R_0A$ is V_0 since for all $\mathbf{U} \in V_0$, there exist \mathbf{W} such that $\mathbf{U} = R_0^T\mathbf{W}$ and we have:

$$R_0^T(R_0AR_0^T)^{-1}R_0A\mathbf{U} = R_0^T(R_0AR_0^T)^{-1}R_0AR_0^T\mathbf{W} = R_0^T\mathbf{W} = \mathbf{U}.$$

From (7.58), we can rewrite definition (7.53) of M_{HSM}^{-1} as:

$$M_{HSM}^{-1} := P_0A^{-1} + (I_d - P_0)M_{ASM}^{-1}(I_d - P_0^T).$$

Note also that :

$$P_0^T A = AR_0^T(R_0AR_0^T)^{-1}R_0A = AP_0.$$

These relations yield the following expression for the preconditioned operator

$$\boxed{M_{HSM}^{-1}A = P_0 + (I_d - P_0)M_{ASM}^{-1}A(I_d - P_0)}. \quad (7.59)$$

When solving the linear system $A\mathbf{x} = \mathbf{b}$ with the preconditioned conjugate gradient (PCG) preconditioned by M_{HSM}^{-1} (7.53) the method seeks an approximation to the solution in the Krylov space

$$\mathcal{K}^n(M_{HSM}^{-1}A, \tilde{\mathbf{r}}_0) := \{\tilde{\mathbf{r}}_0, M_{HSM}^{-1}A\tilde{\mathbf{r}}_0, \dots, (M_{HSM}^{-1}A)^{n-1}\tilde{\mathbf{r}}_0\}$$

where

$$\tilde{\mathbf{r}}_0 := M_{HSM}^{-1}(\mathbf{b} - A\mathbf{x}_0)$$

is the initial preconditioned residual. If $\tilde{\mathbf{r}}_0$ is chosen so that

$$P_0\tilde{\mathbf{r}}_0 = 0,$$

we have a simplification in the expression of the Krylov subspace:

$$\mathcal{K}^n(M_{HSM}^{-1}A, \tilde{\mathbf{r}}_0) = \{\tilde{\mathbf{r}}_0, (I_d - P_0)M_{ASM}^{-1}A\tilde{\mathbf{r}}_0, \dots, ((I_d - P_0)M_{ASM}^{-1})^{n-1}\tilde{\mathbf{r}}_0\}.$$

This can be easily proved using formula (7.59) and the fact that $P_0^2 = P_0$:

$$\begin{aligned}
M_{HSM}^{-1} A \tilde{\mathbf{r}}_0 &= (P_0 + (I_d - P_0) M_{ASM}^{-1} A (I_d - P_0)) \tilde{\mathbf{r}}_0 \\
&= (I_d - P_0) M_{ASM}^{-1} A \tilde{\mathbf{r}}_0, \\
(M_{HSM}^{-1} A)^2 \tilde{\mathbf{r}}_0 &= (P_0 + (I_d - P_0) M_{ASM}^{-1} A (I_d - P_0)) (I_d - P_0) M_{ASM}^{-1} A \tilde{\mathbf{r}}_0 \\
&= (I_d - P_0) M_{ASM}^{-1} A (I_d - P_0) M_{ASM}^{-1} A \tilde{\mathbf{r}}_0 \\
&= ((I_d - P_0) M_{ASM}^{-1} A)^2 \tilde{\mathbf{r}}_0, \\
&\vdots
\end{aligned}$$

It means that in the PCG method, it is sufficient to consider that the preconditioner is

$$(I_d - P_0) M_{ASM}^{-1}.$$

In order to have $P_0 \tilde{\mathbf{r}}_0 = 0$, we can choose for example

$$\mathbf{x}_0 = R_0^T (R_0 A R_0^T)^{-1} R_0 \mathbf{b}.$$

By using (7.53) and (7.58) we see that:

$$P_0 M_{HSM}^{-1} = P_0 R_0^T (R_0 A R_0^T)^{-1} R_0 = R_0^T (R_0 A R_0^T)^{-1} R_0$$

which leads to

$$\begin{aligned}
P_0 \tilde{\mathbf{r}}_0 &= P_0 M_{HSM}^{-1} (\mathbf{b} - A R_0^T (R_0 A R_0^T)^{-1} R_0 \mathbf{b}) \\
&= R_0^T (R_0 A R_0^T)^{-1} R_0 (\mathbf{b} - A R_0^T (R_0 A R_0^T)^{-1} R_0 \mathbf{b}) \\
&= 0.
\end{aligned}$$

To sum up, the PCG algorithm (see Algorithm 5 in § 3.3.1) for the Hybrid Schwarz method takes the form given in Algorithm 8.

7.6 FreeFem++ Implementation

We illustrate the GenEO coarse space on a Darcy problem with two layers of very high and different heterogeneities, see Figure 7.2:

$$- \operatorname{div}(\alpha \nabla u) = f, \quad \text{in } \Omega \tag{7.60}$$

where $\alpha : \Omega \mapsto \mathbb{R}$ is defined by:

$$\alpha = \begin{cases} 1.e6 & \text{if } .2 < y < .4 \\ 1.e5 & \text{if } .6 < y < .8 \\ 1. & \text{else} \end{cases}$$

Algorithm 8 PCG algorithm for the Hybrid Schwarz method

Compute $\mathbf{x}_0 := R_0^T (R_0 A R_0^T)^{-1} R_0 \mathbf{b}$,
 $\mathbf{r}_0 := \mathbf{b} - A \mathbf{x}_0$,
 $\mathbf{z}_0 = (I_d - P_0) M_{ASM}^{-1} \mathbf{r}_0$
 $\mathbf{p}_0 = \mathbf{z}_0$.
for $i = 0, 1, \dots$ **do**
 $\rho_i = (\mathbf{r}_i, \mathbf{z}_i)_2$
 $\mathbf{q}_i = A \mathbf{p}_i$
 $\alpha_i = \frac{\rho_i}{(\mathbf{p}_i, \mathbf{q}_i)_2}$
 $\mathbf{x}_{i+1} = \mathbf{x}_i + \alpha_i \mathbf{p}_i$
 $\mathbf{r}_{i+1} = \mathbf{r}_i - \alpha_i \mathbf{q}_i$
 $\mathbf{z}_{i+1} = (I_d - P_0) M_{ASM}^{-1} \mathbf{r}_{i+1}$
 $\rho_{i+1} = (\mathbf{r}_{i+1}, \mathbf{z}_{i+1})_2$
 $\beta_{i+1} = \frac{\rho_{i+1}}{\rho_i}$
 $\mathbf{p}_{i+1} = \mathbf{z}_{i+1} + \beta_{i+1} \mathbf{p}_i$
 check convergence; continue if necessary
end for

The implementation of the Hybrid Schwarz (7.53) method is based on three FreeFem++ scripts given here. The coarse space (7.49) is built in `GENEO.idp`. We see that the main differences with respect to the standard coarse grid is the definition of the local data under the form of weighted matrices and the construction of the coarse space. The other parts are identical to the standard coarse spaces, only the size of the coarse space is bigger.

```

for(int i=0;i<npart;++i)
{
  mesh Thi = aTh[i];
  fespace Vhi(Thi,P1);
  Vhi[int] eV(abs(nev));
  real[int] ev(abs(nev));
  if (nev > 0){//GENEO coarse space
  9 int k = 2
      ↪ EigenValue(aN[i],aAweighted[i],sym=true,sigma=0,maxit=50,tol=1.e-4,value=ev,vector=eV);
    cout << "Eigenvalues in the subdomain " << i << endl;
    k=min(k,nev); //sometimes the no of converged eigenvalues is bigger than nev.
    cout << ev << endl;
  13 }
  else// Nicolaides Coarse space
  {
  17   eV[0] = 1.;
  }

  for(int j=0;j<abs(nev);++j){
    real[int] zitemp = Dih[i]*eV[j][];
  21 int k = i*abs(nev)+j;
    Z[k][]=Rih[i]*zitemp;
  }
}

```

Listing 7.1: ./THEORIECOARSEGRID/FreefemProgram/GENEO.idp

In `PCG-CS.idp`, we define the preconditioner M_{HSM}^{-1} (7.53) and the preconditioned Conjugate Gradient method.

```

func real[int] AS2(real[int] &r){
    real[int] z = Q(r);
8   real[int] aux = AS(r);
    z += aux;
    return z;
}
12 func real[int] BNN(real[int] &u) // precondition BNN
{
    real[int] aux1 = Q(u);
    real[int] aux2 = P(u);
16   real[int] aux3 = AS(aux2); //aux3 = AS(P(u))
    aux2 = PT(aux3); // aux2 = PT(AS(P(u)))
    aux2 += aux1; // aux2 = Q(u) + PT(AS(P(u)))
    return aux2;
20 }
    /*# fin BNNPrecond */
    /*# debutCGSolve */
func real[int] myPCG(real[int] xi, real eps, int nitermax)
24 {
    ofstream filei("Convprec.m"); // Matlab convergence history file
    ofstream filegnu("Convprec.gnu"); // Gnuplot convergence history file
    Vh r, un, p, zr, zrel, rn, w, er;
28   un[] = xi;
    r[] = A(un[]);
    r[] -= rhsglobal[];
    r[] *= -1.0;
32   zr[] = BNN(r[]);
    real resinit=sqrt(zr[]'*zr[]);
    p = zr;
    for(int it=0;it<nitermax;++it)
36     {
        plot(un,value=1,wait=1,fill=1,dim=3,cmm="Approximate solution at )
            ↪ iteration "+it);
        real relres = sqrt(zr[]'*zr[])/resinit;
        cout << "It: " << it << " Relative residual = " << relres << endl;
40     int j = it+1;
        filei << "relres("+j+")=" << relres << ";" << endl;
        filegnu << relres << endl;
        if(relres < eps)
44         {
            cout << "CG has converged in " + it + " iterations " << endl;
            cout << "The relative residual is " + relres << endl;
            break;
48         }
        w[] = A(p[]);
        real alpha = r[]'*zr[];
        real aux2 = alpha;
52     real aux3 = w[]'*p[];
        alpha /= aux3; // alpha = (rj,zj)/(Apj,pj);
        un[] += alpha*p[]; // xj+1 = xj + alpha*p;
        r[] -= alpha*w[]; // rj+1 = rj - alpha*Apj;
56     zr[] = BNN(r[]); // zj+1 = M^-1*rj+1;
        real beta = r[]'*zr[];
        beta /= aux2; // beta = (rj+1,zj+1)/(rj,zj);
        p[] *= beta;
60     p[] += zr[];
    }
    return un[];
}

```

Listing 7.2: `./THEORIECOARSEGRID/FreefemProgram/PCG-CS.idp`

The script of the "main" program is given by `AS2-PCG-GENEO.edp`

```

4  /*# debutPartition #*/
   include "../FreefemCommon/dataGENEO.edp"
   include "../FreefemCommon/decomp.idp"
8  include "../FreefemCommon/createPartition.idp"
   SubdomainsPartitionUnity(Th,part[],sizeovr,aTh,Rih,Dih,Ndeg,AreaThi);
   plot(part,wait=1,fill=1,ps="partition.eps");
   /*# endPartition #*/
8  /*# debutGlobalData #*/
   Aglobal = vglobal(Vh,Vh,solver = UMFPACK); // global matrix
   rhsglobal[] = vglobal(0,Vh); // global rhs
   uglob[] = Aglobal-1*rhsglobal[];
12 /*# finGlobalData #*/
   /*# debutLocalData #*/
   for(int i = 0;i<npart;++i)
   {
16   cout << " Domain :" << i << "/" << npart << endl;
       matrix aT = Aglobal*Rih[i];
       aA[i] = Rih[i]*aT;
       set(aA[i],solver = UMFPACK); // direct solvers using UMFPACK
20   varf valocal(u,v) = int2d(aTh[i])(eta*u*v+ka*(Grad(u)*Grad(v))
           +on(1,u=g);

       fespace Vhi(aTh[i],P1);
       aN[i]= valocal(Vhi,Vhi);
24   set(aN[i], solver = UMFPACK);
       matrix atimesxi = aA[i] * Dih[i];
       aAweighted[i] = Dih[i] * atimesxi;
       set(aAweighted[i], solver = UMFPACK);
28   }
   /*# finLocalData #*/
   /*# debutPCGSolve #*/
   include "../FreefemCommon/matvecAS.idp"
32 include "GENEO.idp"
   include "PCG-CS.idp"
   Vh un = 0, sol; // initial guess un and final solution
   cout << "Schwarz Dirichlet algorithm" << endl;
36 sol[] = myPCG(un[], tol, maxit); // PCG with initial guess un
   plot(sol,cmm=" Final solution", wait=1,dim=3,fill=1,value=1);
   Vh er = sol-uglob;
   cout << " Final relative error: " << er[].l1fty/sol[].l1fty << endl;
40 /*# finPCGSolve #*/

```

Listing 7.3: `./THEORIECOARSEGRID/FreefemProgram/AS2-PCG-GENEO.edp`

In our numerical test, the domain is decomposed into 24 subdomains by an automatic mesh partitioner, see Figure 7.2. In Figure 7.3, we plot the convergence curve for two different coarse spaces. The GenEO coarse space




Figure 7.2: Diffusion coefficient (left) and subdomain partition (right)

with two degrees of freedom per subdomain yields a convergence in 18 iterations whereas a coarse space built from subdomain-wise constant functions, Nicolaidis coarse space, yields a convergence in almost 120 iterations.

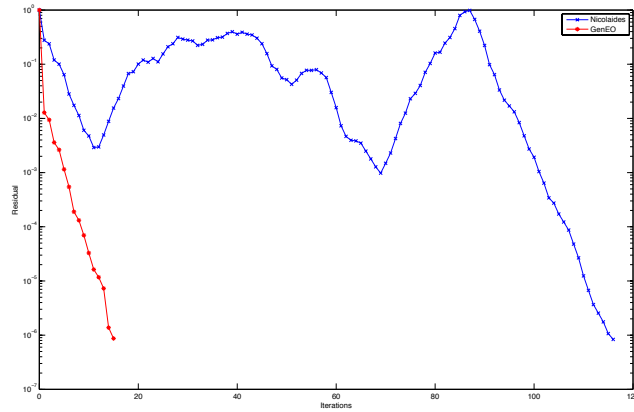


Figure 7.3: Comparison between Nicolaidis and GenEO coarse spaces

7.7 Balancing Neumann-Neumann

In the same spirit as in the previous sections of this chapter, the purpose is to reformulate the classical Neumann-Neumann algorithms in the framework of the Fictitious Space Lemma. Note that GenEO versions of the Neumann-Neumann and FETI algorithms were first introduced in [174] and then analyzed in [175].

We first recall the Neumann-Neumann algorithm introduced in chapter 6. The aim is to solve the substructured system (6.40)

$$\mathbb{S} \mathbf{U}_\Gamma = \mathbf{G}_\Gamma \in \mathbb{R}^{\#\mathcal{N}_\Gamma} \quad (7.61)$$

where \mathbb{S} is the Schur complement of the global matrix (6.39). This system is defined on the interfaces degrees of freedom indexed by \mathcal{N}_Γ . The set \mathcal{N}_Γ is decomposed into subdomain interfaces degrees of freedom:

$$\mathcal{N}_\Gamma = \bigcup_{i=1}^N \mathcal{N}_{\Gamma_i} .$$

For each subdomain $1 \leq i \leq N$, let R_{Γ_i} be the restriction operator from the skeleton $\mathbb{R}^{\#\mathcal{N}_\Gamma}$ onto the subdomain interface $\mathbb{R}^{\#\mathcal{N}_{\Gamma_i}}$ and $D_{\Gamma_i} \in \mathbb{R}^{\#\mathcal{N}_{\Gamma_i} \times \#\mathcal{N}_{\Gamma_i}}$ be invertible diagonal matrices so that we have the following partition of unity on the skeleton:

$$\sum_{i=1}^N R_{\Gamma_i}^T D_{\Gamma_i} R_{\Gamma_i} = I_{\mathbb{R}^{\#\mathcal{N}_\Gamma}} . \quad (7.62)$$

In this context, a Schwarz preconditioner for problem (7.61):

$$M_{ASMS}^{-1} := \sum_{i=1}^N R_{\Gamma_i}^T (R_{\Gamma_i} \mathbb{S} R_{\Gamma_i}^T)^{-1} R_{\Gamma_i}$$

has been considered in [94, 95]. The Neumann-Neumann (NN) preconditioner works differently, see Definition 6.4.1. It is based on a decomposition of the global Schur complement operator \mathbb{S} into a sum of symmetric positive (but usually not definite) operators. Let $(\mathbb{S}_i)_{1 \leq i \leq N}$ be given by (6.41), recall that we have:

$$\mathbb{S} = \sum_{i=1}^N \mathbb{S}_i .$$

In § 6.4, we have defined local operators for $1 \leq i \leq N$:

$$S_i := R_{\Gamma_i} \mathbb{S}_i R_{\Gamma_i}^T$$

where $S_i \in \mathbb{R}^{\#\mathcal{N}_{\Gamma_i} \times \#\mathcal{N}_{\Gamma_i}}$ are subdomain contributions. Thus, we have

$$\mathbb{S} = \sum_{i=1}^N R_{\Gamma_i}^T S_i R_{\Gamma_i} \quad (7.63)$$

and equation (7.61) can be re-written as

$$\sum_{i=1}^N R_{\Gamma_i}^T S_i R_{\Gamma_i} \mathbf{U}_\Gamma = \mathbf{G}_\Gamma. \quad (7.64)$$

When the operators S_i are invertible, the Neumann-Neumann preconditioner [12] is defined as:

$$M_{NN}^{-1} := \sum_{i=1}^N R_{\Gamma_i}^T D_{\Gamma_i} S_i^{-1} D_{\Gamma_i} R_{\Gamma_i}. \quad (7.65)$$

7.7.1 Easy Neumann-Neumann

We start with the analysis of the one-level Neumann-Neumann (NN) method assuming that the local matrices S_i are invertible.

Definition 7.7.1 (NN components in the Fictitious Space Lemma)

In the framework of the Fictitious Space Lemma 7.2.2 we define

- The space of the skeleton

$$H := \mathbb{R}^{\#\mathcal{N}_\Gamma}$$

endowed with the standard Euclidean scalar product and the bilinear form $a : H \times H \mapsto \mathbb{R}$

$$a(\mathbf{U}, \mathbf{V}) := (\mathbb{S}\mathbf{U}, \mathbf{V}), \quad \forall \mathbf{U}, \mathbf{V} \in H.$$

- The product space of the subdomain interfaces

$$H_D := \prod_{i=1}^N \mathbb{R}^{\mathcal{N}_{\Gamma_i}}$$

endowed with the standard Euclidean scalar product and the bilinear form b

$$\begin{aligned} b : H_D \times H_D &\longrightarrow \mathbb{R} \\ ((\mathbf{U}_i)_{1 \leq i \leq N}, (\mathbf{V}_i)_{1 \leq i \leq N}) &\longmapsto \sum_{i=1}^N (S_i \mathbf{U}_i, \mathbf{V}_i). \end{aligned}$$

- The linear operator \mathcal{R}_{NN} as

$$\begin{aligned} \mathcal{R}_{NN} : H_D &\longrightarrow H \\ (\mathbf{U}_i)_{1 \leq i \leq N} &\mapsto \sum_{i=1}^N R_{\Gamma_i}^T D_{\Gamma_i} \mathbf{U}_i \end{aligned} \quad (7.66)$$

With these notations, the preconditioner M_{NN}^{-1} is given by $\mathcal{R}_{NN}B^{-1}\mathcal{R}_{NN}^*$.

Note that the operator \mathcal{R}_{NN} is surjective since from (7.62), we have for all $\mathbf{U} \in H$:

$$\mathbf{U} = \sum_{i=1}^N R_{\Gamma_i}^T D_{\Gamma_i} R_{\Gamma_i} \mathbf{U} = \mathcal{R}_{NN}((R_{\Gamma_i} \mathbf{U})_{1 \leq i \leq N}).$$

Contrarily to the Schwarz method, the stable decomposition is easily checked and is satisfied with $c_T = 1$. Indeed, let $\mathbf{U} \in H$, we have the natural decomposition $\mathbf{U} = \sum_{i=1}^N R_{\Gamma_i}^T D_{\Gamma_i} R_{\Gamma_i} \mathbf{U}$. In other words, let $\mathcal{U} := (R_{\Gamma_i} \mathbf{U})_{1 \leq i \leq N}$, we have $\mathbf{U} = \mathcal{R}_{NN}(\mathcal{U})$. By definition of the bilinear form b we have:

$$b(\mathcal{U}, \mathcal{U}) = \sum_{i=1}^N (S_i R_{\Gamma_i} \mathbf{U}, R_{\Gamma_i} \mathbf{U}) = \left(\sum_{i=1}^N R_{\Gamma_i}^T S_i R_{\Gamma_i} \mathbf{U}, \mathbf{U} \right) = (\mathbb{S} \mathbf{U}, \mathbf{U}) = a(\mathbf{U}, \mathbf{U}).$$

We now study the stability of \mathcal{R}_{NN} which is more intricate.

Lemma 7.7.1 (Continuity of the operator \mathcal{R}_{NN}) *Let*

$$k_2 := \max_{1 \leq i \leq N} \# \{j \mid R_{\Gamma_j} \mathbb{S} R_{\Gamma_i}^T \neq 0\} \quad (7.67)$$

be the maximum multiplicity of the interaction between sub-interfaces via the Schur complement operator. Let also

$$\tau_{max} := \max_{1 \leq i \leq N} \max_{\mathbf{U}_i \in \mathbb{R}^{\#\mathcal{N}_i} \setminus \{0\}} \frac{(\mathbb{S} R_{\Gamma_i}^T D_{\Gamma_i} \mathbf{U}_i, R_{\Gamma_i}^T D_{\Gamma_i} \mathbf{U}_i)}{(S_i \mathbf{U}_i, \mathbf{U}_i)}. \quad (7.68)$$

Then, for all $\mathcal{U} \in H_D$ we have:

$$a(\mathcal{R}_{NN}(\mathcal{U}), \mathcal{R}_{NN}(\mathcal{U})) \leq c_R b(\mathcal{U}, \mathcal{U}).$$

with $c_R := k_2 \tau_{max}$.

Proof Let $\mathcal{U} = (\mathbf{U}_i)_{1 \leq i \leq N} \in H_D$, then

$$a(\mathcal{R}_{NN}(\mathcal{U}), \mathcal{R}_{NN}(\mathcal{U})) = \left(\mathbb{S} \left(\sum_{i=1}^N R_{\Gamma_i}^T D_{\Gamma_i} \mathbf{U}_i \right), \sum_{j=1}^N R_{\Gamma_j}^T D_{\Gamma_j} \mathbf{U}_j \right).$$

It is sufficient to apply Lemma 7.2.7 where matrix A is \mathbb{S} to get

$$a(\mathcal{R}_{NN}(\mathcal{U}), \mathcal{R}_{NN}(\mathcal{U})) \leq k_2 \sum_{i=1}^N (\mathbb{S} R_{\Gamma_i}^T D_{\Gamma_i} \mathbf{U}_i, R_{\Gamma_i}^T D_{\Gamma_i} \mathbf{U}_i) \quad (7.69)$$

We now estimate the continuity constant of the linear operator \mathcal{R}_{NN} . From (7.69) and the definition of τ_{max} , we have:

$$\begin{aligned} a(\mathcal{R}_{NN}(\mathcal{U}), \mathcal{R}_{NN}(\mathcal{U})) &\leq k_2 \sum_{i=1}^N (\mathbb{S} R_{\Gamma_i}^T D_{\Gamma_i} \mathbf{U}_i, R_{\Gamma_i}^T D_{\Gamma_i} \mathbf{U}_i) \\ &\leq k_2 \tau_{max} \sum_{i=1}^N (S_i \mathbf{U}_i, \mathbf{U}_i) = k_2 \tau_{max} b(\mathcal{U}, \mathcal{U}). \end{aligned}$$

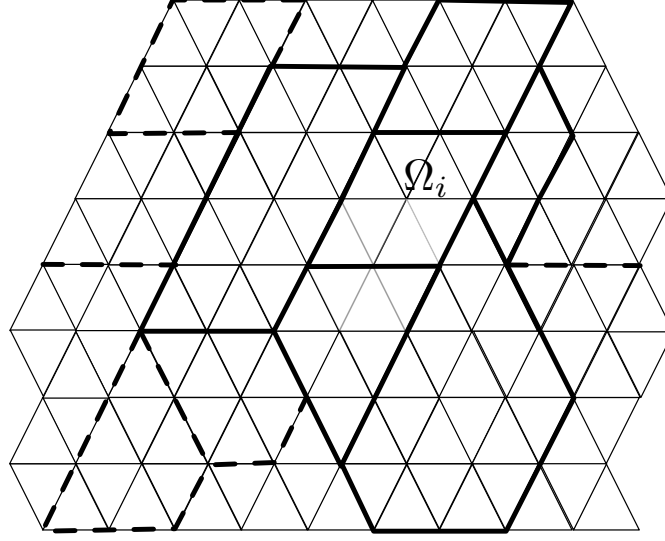


Figure 7.4: Interface skeleton and support of $\mathbb{S} R_{\Gamma_i}^T$.

Note that k_2 is typically larger than k_0 defined in (7.38) as the number of neighbors of a subdomain. This is due to the sparsity pattern of \mathbb{S} as illustrated in Figure 7.4 for a $P1$ finite element discretization. The entries of $\mathbb{S} R_{\Gamma_i}^T$ are not zero on the interfaces drawn with a continuous line. On the dashed interfaces, the entries of $\mathbb{S} R_{\Gamma_i}^T$ are zero. Note that k_2 is typically the number of neighbors of neighbors of a subdomain as seen it can be seen from this equality

$$k_2 = \max_{1 \leq i \leq N} \# \left\{ j \mid \sum_{k=1}^N R_{\Gamma_j} R_{\Gamma_k}^T S_k R_{\Gamma_k} R_{\Gamma_i}^T \neq 0 \right\} \quad (7.70)$$

obtained using formula (7.63) in the definition of k_2 (7.67).

By applying the Fictitious Space Lemma 7.2.2 we have just proved:

Theorem 7.7.1 (Spectral estimate for Easy Neumann-Neumann)

Let τ_{max} be defined by (7.68) and k_2 by (7.67). Then, the eigenvalues of the Neumann-Neumann preconditioned (7.65) system satisfy the following estimate

$$1 \leq \lambda(M_{NN}^{-1} \mathbb{S}) \leq k_2 \tau_{max}.$$

This result is of little practical use since it assumes that the local Neumann subproblems are well-posed which is not always the case. Moreover, we have studied only the one level method.

We address the former issue in the next section and a GenEO coarse space construction in § 7.7.3.

7.7.2 Neumann-Neumann with ill-posed subproblems

In the case of a Poisson problem and for floating subdomains (subdomains which do not touch the boundary of the global domain), constant functions are in the kernel of the Neumann subproblems and thus the Schur complement S_i has a non trivial kernel. For elasticity problems, one has to consider rigid body motions. Thus, we have to take into account the possibility to have a non zero kernel for the local Schur complement S_i , $1 \leq i \leq N$ since for stationary problems, it will often be the case. For each subdomain $1 \leq i \leq N$, the operator S_i is symmetric and we have the orthogonal direct sum (denoted by the symbol $\overset{\perp}{\oplus}$):

$$\mathbb{R}^{\mathcal{N}_{\Gamma_i}} = \ker S_i \overset{\perp}{\oplus} \text{range } S_i$$

and we denote by

P_i the orthogonal projection from $\mathbb{R}^{\mathcal{N}_{\Gamma_i}}$ on $\ker S_i$ and parallel to $\text{range } S_i$.

Note that S_i induces an isomorphism from $\text{range } S_i$ into itself whose inverse will be denoted by S_i^\dagger ,

$$S_i^\dagger : \text{range } S_i \rightarrow \text{range } S_i.$$

In order to capture the part of the solution that will come from the local kernels S_i ($1 \leq i \leq N$), let Z_i be a rectangular matrix of size $\#\mathcal{N}_{\Gamma_i} \times \dim(\ker S_i)$ whose columns are a basis of $\ker S_i$. We form a rectangular matrix Z_0 of size $\#\mathcal{N}_{\Gamma} \times \sum_{i=1}^N \dim(\ker S_i)$ by concatenation of the Z_i 's:

$$Z_0 := (R_{\Gamma_i}^T D_{\Gamma_i} Z_i)_{1 \leq i \leq N}.$$

Let W_0 be the vector space spanned by the columns of Z_0 , we introduce the

projection P_0 from $\mathbb{R}^{\#\mathcal{N}_{\Gamma}}$ on W_0 and which is \mathbb{S} orthogonal.

Note that if Z_0 is full rank, the matrix form of the linear operator P_0 is

$$P_0 = Z_0 (Z_0^T \mathbb{S} Z_0)^{-1} Z_0^T \mathbb{S}. \quad (7.71)$$

Definition 7.7.2 (Balancing NN and the Fictitious Space Lemma)

In the framework of the Fictitious Space Lemma 7.2.2 we define

- The Hilbert space

$$H := \mathbb{R}^{\mathcal{N}_{\Gamma}}$$

with its standard Euclidean scalar product denoted (\cdot, \cdot) is also endowed with the bilinear form a defined as:

$$a(\mathbf{U}, \mathbf{V}) := \mathbf{V}^T \mathbb{S} \mathbf{U}.$$

- The product space defined by

$$H_D := W_0 \times \prod_{i=1}^N \text{range } S_i$$

with its standard Euclidean scalar product denoted (\cdot, \cdot) is also endowed with the bilinear form b defined as:

$$\begin{aligned} b : H_D \times H_D &\longrightarrow \mathbb{R} \\ ((\mathbf{U}_i)_{0 \leq i \leq N}, (\mathbf{V}_i)_{0 \leq i \leq N}) &\longmapsto \mathbf{V}_0^T \mathbb{S} \mathbf{U}_0 + \sum_{i=1}^N \mathbf{V}_i^T S_i \mathbf{U}_i. \end{aligned}$$

- The linear operator \mathcal{R}_{BNN} is defined as:

$$\begin{aligned} \mathcal{R}_{BNN} : H_D &\longrightarrow H \\ (\mathbf{U}_i)_{0 \leq i \leq N} &\longmapsto \mathbf{U}_0 + (I_d - P_0) \sum_{i=1}^N R_{\Gamma_i}^T D_{\Gamma_i} \mathbf{U}_i. \end{aligned} \quad (7.72)$$

Lemma 7.7.2 (Balancing Neumann-Neumann preconditioner)

Using the notations in Definition 7.7.2, the Balancing Neumann-Neumann preconditioner is

$$\mathcal{R}_{BNN} B^{-1} \mathcal{R}_{BNN}^* = P_0 \mathbb{S}^{-1} + (I_d - P_0) \sum_{i=1}^N R_{\Gamma_i}^T D_{\Gamma_i} S_i^\dagger (I_d - P_i) D_{\Gamma_i} R_{\Gamma_i} (I_d - P_0)^T. \quad (7.73)$$

Proof We first need to find \mathcal{R}_{BNN}^* . By definition, we have:

$$\begin{aligned} \mathcal{R}_{BNN}^* : H &\longrightarrow H_D \\ \mathbf{U} &\longmapsto \mathcal{R}_{BNN}^*(\mathbf{U}), \end{aligned}$$

such that

$$\forall \mathcal{V} \in H_D, \mathcal{V}^T \mathcal{R}_{BNN}^*(\mathbf{U}) = \mathcal{R}_{BNN}(\mathcal{V})^T \mathbf{U}.$$

For all $\mathcal{V} := (\mathbf{V}_i)_{0 \leq i \leq N} \in H_D$, the above equation is

$$\begin{aligned} \mathbf{V}_0^T \mathcal{R}_{BNN}^*(\mathbf{U})_0 + \sum_{i=1}^N \mathbf{V}_i^T \mathcal{R}_{BNN}^*(\mathbf{U})_i &= (\mathbf{V}_0 + (I_d - P_0) \sum_{i=1}^N R_{\Gamma_i}^T D_{\Gamma_i} \mathbf{V}_i)^T \mathbf{U} \\ &= \mathbf{V}_0^T \mathbf{U} + \sum_{i=1}^N \mathbf{V}_i^T D_{\Gamma_i} R_{\Gamma_i} (I_d - P_0)^T \mathbf{U}. \end{aligned}$$

Since H_D is a product space, for arbitrary $V_0 \in W_0$ and $V_i \in \mathbb{R}^{\#\mathcal{N}_{\Gamma_i}}$ ($1 \leq i \leq N$) we can identify each term in the sum. Thus we have:

$$\mathcal{R}_{BNN}^*(\mathbf{U})_0 = P_0 \mathbf{U}$$

and since, for all $1 \leq i \leq N$, $I_d - P_i$ is the orthogonal projection from $\mathbb{R}^{\mathcal{N}_{\Gamma_i}}$ on range S_i , we have:

$$\mathcal{R}_{BNN}^*(\mathbf{U})_i = (I_d - P_i)D_{\Gamma_i}R_{\Gamma_i}(I_d - P_0)^T \mathbf{U}.$$

We now identify operator $B : H_D \rightarrow H_D$ related to the bilinear form b and then B^{-1} . Operator B is a block diagonal operator whose diagonal entries are denoted $(B_i)_{0 \leq i \leq N}$. It is clear that for all subdomains $1 \leq i \leq N$, B_i is the restriction of S_i from range S_i into itself whose inverse is S_i^\dagger . As for B_0 , actually we identify directly its inverse. For all $U_0, V_0 \in W_0$, we have:

$$\begin{aligned} (V_0, U_0)_S &= (V_0, \mathbb{S}U_0) = (V_0, B_0U_0) \\ &= (V_0, \mathbb{S}\mathbb{S}^{-1}B_0U_0) = (V_0, \mathbb{S}^{-1}B_0U_0)_S = (V_0, P_0\mathbb{S}^{-1}B_0U_0)_S. \end{aligned}$$

We can infer that $P_0\mathbb{S}^{-1}B_0 : W_0 \rightarrow W_0$ is the identity operator so that $B_0^{-1} = P_0\mathbb{S}^{-1}$. Note that when formula (7.71) is valid, we have

$$P_0\mathbb{S}^{-1} = Z_0(Z_0^T \mathbb{S} Z_0)^{-1} Z_0^T.$$

This yields the final form of the preconditioner $\mathcal{R}_{BNN}B^{-1}\mathcal{R}_{BNN}^*$ which is called the Balancing Neumann-Neumann preconditioner, see [130], [121] and [63]:

$$\boxed{M_{BNN}^{-1} := P_0\mathbb{S}^{-1} + (I_d - P_0) \sum_{i=1}^N R_{\Gamma_i}^T D_{\Gamma_i} S_i^\dagger (I_d - P_i) D_{\Gamma_i} R_{\Gamma_i} (I_d - P_0)^T.} \quad (7.74)$$

We now check the assumptions of the Fictitious Space Lemma 7.2.2. ■

Lemma 7.7.3 (Surjectivity of \mathcal{R}_{BNN}) *The operator \mathcal{R}_{BNN} is surjective.*

Proof From the partition of unity (7.62), we have for all $\mathbf{U} \in H$:

$$\begin{aligned} \mathbf{U} &= P_0\mathbf{U} + (I_d - P_0)\mathbf{U} = P_0\mathbf{U} + (I_d - P_0)(I_d - P_0)\mathbf{U} \\ &= P_0\mathbf{U} + (I_d - P_0) \sum_{i=1}^N R_{\Gamma_i}^T D_{\Gamma_i} R_{\Gamma_i} (I_d - P_0)\mathbf{U} \\ &= P_0\mathbf{U} + (I_d - P_0) \sum_{i=1}^N R_{\Gamma_i}^T D_{\Gamma_i} (I_d - P_i) R_{\Gamma_i} (I_d - P_0)\mathbf{U} \\ &\quad + (I_d - P_0) \sum_{i=1}^N R_{\Gamma_i}^T D_{\Gamma_i} P_i R_{\Gamma_i} (I_d - P_0)\mathbf{U} \end{aligned} \quad (7.75)$$

The last term is zero since $P_i R_{\Gamma_i} (I_d - P_0)\mathbf{U} \in \ker S_i$ and thus

$$\sum_{i=1}^N R_{\Gamma_i}^T D_{\Gamma_i} P_i R_{\Gamma_i} (I_d - P_0)\mathbf{U} \in W_0$$

and $I_d - P_0$ is a projection parallel to W_0 . Finally we have proved that for a given $\mathbf{U} \in H$ if we define $\mathcal{U} \in H_D$ by

$$\mathcal{U} := (P_0\mathbf{U}, ((I_d - P_i)R_{\Gamma_i}(I_d - P_0)\mathbf{U})_{1 \leq i \leq N}) \quad (7.76)$$

we have $\mathcal{R}_{BNN}(\mathcal{U}) = \mathbf{U}$. ■

Lemma 7.7.4 (Stable decomposition) *The stable decomposition property (7.10) is verified with an optimal constant $c_T = 1$.*

Proof Let $\mathbf{U} \in H$, we use the decomposition defined in equation (7.76). By using $S_i P_i \equiv 0$ (P_i projects on $\ker S_i$), the symmetry of S_i , equation (7.63) and the \mathbb{S} orthogonality of projection P_0 , we have:

$$\begin{aligned} b(\mathcal{U}, \mathcal{U}) &= (\mathbb{S}P_0\mathbf{U}, P_0\mathbf{U}) \\ &+ \sum_{i=1}^N (S_i(I_d - P_i)R_{\Gamma_i}(I_d - P_0)\mathbf{U}, (I_d - P_i)R_{\Gamma_i}(I_d - P_0)\mathbf{U}) \\ &= (\mathbb{S}P_0\mathbf{U}, P_0\mathbf{U}) \\ &+ \sum_{i=1}^N (S_i R_{\Gamma_i}(I_d - P_0)\mathbf{U}, (I_d - P_i)R_{\Gamma_i}(I_d - P_0)\mathbf{U}) \\ &= (\mathbb{S}P_0\mathbf{U}, P_0\mathbf{U}) + \sum_{i=1}^N (S_i R_{\Gamma_i}(I_d - P_0)\mathbf{U}, R_{\Gamma_i}(I_d - P_0)\mathbf{U}) \\ &= (\mathbb{S}P_0\mathbf{U}, P_0\mathbf{U}) + (\mathbb{S}(I_d - P_0)\mathbf{U}, (I_d - P_0)\mathbf{U}) \\ &= (\mathbb{S}\mathbf{U}, \mathbf{U}) = a(\mathbf{U}, \mathbf{U}). \end{aligned} \quad (7.77)$$

We now consider the stability of the linear operator \mathcal{R}_{BNN} . ■

Lemma 7.7.5 (Continuity of \mathcal{R}_{BNN}) *Let k_0 be defined as in (7.67). Let τ_{max} be defined by:*

$$\tau_{max} := \max_{1 \leq i \leq N} \max_{\mathbf{U}_i \in \text{range } S_i \setminus \{0\}} \frac{(\mathbb{S} R_{\Gamma_i}^T D_{\Gamma_i} \mathbf{U}_i, R_{\Gamma_i}^T D_{\Gamma_i} \mathbf{U}_i)}{(S_i \mathbf{U}_i, \mathbf{U}_i)}. \quad (7.78)$$

Then, the stability property (7.9) is verified with the constant $c_R = \max(1, k_0 \tau_{max})$.

Proof Let $\mathcal{U} \in H_D$, by the \mathbb{S} orthogonality of the projection P_0 and Lemma 7.2.7 with A substituted by \mathbb{S} , we have:

$$\begin{aligned}
a(\mathcal{R}_{BNN}(\mathcal{U}), \mathcal{R}_{BNN}(\mathcal{U})) &= (\mathbb{S} \mathcal{R}_{BNN}(\mathcal{U}), \mathcal{R}_{BNN}(\mathcal{U})) \\
&= \left(\mathbb{S} (P_0 \mathbf{U}_0 + (I_d - P_0) \sum_{i=1}^N R_{\Gamma_i}^T D_{\Gamma_i} \mathbf{U}_i), P_0 \mathbf{U}_0 + (I_d - P_0) \sum_{i=1}^N R_{\Gamma_i}^T D_{\Gamma_i} \mathbf{U}_i \right) \\
&= (\mathbb{S} P_0 \mathbf{U}_0, P_0 \mathbf{U}_0) + \left(\mathbb{S} (I_d - P_0) \sum_{i=1}^N R_{\Gamma_i}^T D_{\Gamma_i} \mathbf{U}_i, (I_d - P_0) \sum_{i=1}^N R_{\Gamma_i}^T D_{\Gamma_i} \mathbf{U}_i \right) \\
&\leq (\mathbb{S} \mathbf{U}_0, \mathbf{U}_0) + \left(\mathbb{S} \sum_{i=1}^N R_{\Gamma_i}^T D_{\Gamma_i} \mathbf{U}_i, \sum_{i=1}^N R_{\Gamma_i}^T D_{\Gamma_i} \mathbf{U}_i \right) \\
&\leq (\mathbb{S} \mathbf{U}_0, \mathbf{U}_0) + k_2 \sum_{i=1}^N (\mathbb{S} R_{\Gamma_i}^T D_{\Gamma_i} \mathbf{U}_i, R_{\Gamma_i}^T D_{\Gamma_i} \mathbf{U}_i) \\
&\leq \max(1, k_2 \tau_{max}) \left((\mathbb{S} \mathbf{U}_0, \mathbf{U}_0) + \sum_{i=1}^N (S_i \mathbf{U}_i, \mathbf{U}_i) \right) \\
&= \max(1, k_2 \tau_{max}) b(\mathcal{U}, \mathcal{U})
\end{aligned} \tag{7.79}$$

where τ_{max} is defined by equation (7.78). \blacksquare

By applying the Fictitious Space Lemma 7.2.2 we have just proved:

Theorem 7.7.2 (Spectral estimate for BNN) *Let τ_{max} be defined by (7.78) and k_2 by (7.67). Then, the eigenvalues of the Neumann-Neumann preconditioned (7.74) system satisfy the following estimate*

$$1 \leq \lambda(M_{BNN}^{-1} \mathbb{S}) \leq \max(1, k_2 \tau_{max}).$$

Constant τ_{max} in (7.78) can be large and thus the Balancing Neumann Neumann preconditioner (7.74) can be inefficient. For this reason, in the next section, we define a coarse space which allow to guarantee any targeted convergence rate.

7.7.3 GenEO BNN

We introduce an adaptive coarse space based on a generalized eigenvalue problem on the interface of each subdomain $1 \leq i \leq N$ which allows to guarantee a targeted convergence rate. We introduce the following eigenvalue problem:

$$\text{Find } (\mathbf{U}_{ik}, \mu_{ik}) \in \mathbb{R}^{\#\mathcal{N}_{\Gamma_i}} \setminus \{0\} \times \mathbb{R} \text{ such that} \tag{7.80}$$

$$S_i \mathbf{U}_{ik} = \mu_{ik} D_{\Gamma_i} R_{\Gamma_i} \mathbb{S} R_{\Gamma_i}^T D_{\Gamma_i} \mathbf{U}_{ik}.$$

Matrix $D_{\Gamma_i} R_{\Gamma_i} \mathbb{S} R_{\Gamma_i}^T D_{\Gamma_i}$ is symmetric positive definite (D_{Γ_i} is invertible) so that we can apply Lemma (7.2.4) to it. Let $\tau > 0$ be a user-defined threshold, for each subdomain $1 \leq i \leq N$, we introduce a subspace of $W_i \subset \mathbb{R}^{\#\mathcal{N}_{\Gamma_i}}$:

$$W_i := \text{Span} \left\{ \mathbf{U}_{ik} \mid \mu_{ik} < \frac{1}{\tau} \right\}. \tag{7.81}$$

Note that the zero eigenvalue ($\mu_{ik} = 0$) corresponds to the kernel of S_i so that we have: $\ker(S_i) \subset W_i$. Now, let

$$\xi_i \text{ denote projection from } \mathbb{R}^{\mathcal{N}_{\Gamma_i}} \text{ on } W_i \text{ parallel to } \text{Span} \left\{ \mathbf{U}_{ik} \mid \mu_{ik} \geq \frac{1}{\tau} \right\}.$$

From these definitions, it can easily be checked that:

Lemma 7.7.6 *For all subdomain $1 \leq i \leq N$ and $\mathbf{U}_i \in \mathbb{R}^{\#\mathcal{N}_{\Gamma_i}}$, we have:*

$$(R_{\Gamma_i}^T D_{\Gamma_i} (I_d - \xi_i) \mathbf{U}_i)^T \mathbb{S} R_{\Gamma_i}^T D_{\Gamma_i} (I_d - \xi_i) \mathbf{U}_i \leq \tau \mathbf{U}_i^T S_i \mathbf{U}_i. \quad (7.82)$$

Proof It is sufficient to apply Lemma (7.2.4) with $V := \mathbb{R}^{\#\mathcal{N}_{\Gamma_i}}$, operator $A := S_i$ and operator $B := D_{\Gamma_i} R_{\Gamma_i} \mathbb{S} R_{\Gamma_i}^T D_{\Gamma_i}$. ■

Definition 7.7.3 (GenEO Coarse Space) *Let W_i , $1 \leq i \leq N$ be the i -th local component of the GenEO coarse space as defined in (7.81). Let Z_i be a rectangular matrix of size $\#\mathcal{N}_{\Gamma_i} \times \dim W_i$ whose columns are a basis of W_i . We form a rectangular matrix Z_{GenEO} of size $\#\mathcal{N}_{\Gamma} \times \sum_{i=1}^N \dim W_i$ by a weighted concatenation of the Z_i 's:*

$$Z_{\text{GenEO}} := (R_{\Gamma_i}^T D_{\Gamma_i} Z_i)_{1 \leq i \leq N}.$$

Let W_{GenEO} be the vector space spanned by the columns of Z_{GenEO} and

$$\text{projection } P_g \text{ from } \mathbb{R}^{\#\mathcal{N}_{\Gamma}} \text{ on } W_{\text{GenEO}} \text{ and which is } \mathbb{S} \text{ orthogonal.} \quad (7.83)$$

If the columns of Z_{GenEO} are independent, the matrix form of P_g is:

$$P_g = Z_{\text{GenEO}} (Z_{\text{GenEO}}^T \mathbb{S} Z_{\text{GenEO}})^{-1} Z_{\text{GenEO}}^T \mathbb{S}.$$

The proof is similar to that of formula (7.58) that was done in the context of the hybrid Schwarz method in § 7.5. Note that $\ker(S_j) \subset W_j$ for all $1 \leq j \leq N$, so that we have $W_0 \subset W_{\text{GenEO}}$.

Definition 7.7.4 (BNN - GenEO) *The Balancing Neumann-Neumann-GenEO preconditioner is defined by*

$$M_{\text{BNNNG}}^{-1} := P_g \mathbb{S}^{-1} + (I_d - P_g) \sum_{i=1}^N R_{\Gamma_i}^T D_{\Gamma_i} S_i^\dagger (I_d - P_i) D_{\Gamma_i} R_{\Gamma_i} (I_d - P_g)^T, \quad (7.84)$$

In order to study this new preconditioner we use the same framework than for the balancing Neumann-Neumann method except that the natural coarse

space W_0 is replaced by the GenEO coarse space W_{GenEO} in the definition of the product space H_D :

$$H_D := W_{GenEO} \times \prod_{i=1}^N \text{range}(S_i),$$

and accordingly operator \mathcal{R}_{BNN} is replaced by the linear operator \mathcal{R}_{BNNG} defined as:

$$\begin{aligned} \mathcal{R}_{BNNG} : H_D &\longrightarrow H \\ (\mathbf{U}_i)_{0 \leq i \leq N} &\longmapsto U_0 + (I_d - P_g) \sum_{i=1}^N R_{\Gamma_i}^T D_{\Gamma_i} \mathbf{U}_i. \end{aligned} \quad (7.85)$$

It can easily be checked from § 7.7.2 that the surjectivity of \mathcal{R}_{BNNG} and the stable decomposition are unchanged since $W_0 \subset W_{GenEO}$.

Lemma 7.7.7 (Surjectivity of \mathcal{R}_{BNNG}) *Operator \mathcal{R}_{BNNG} is surjective.*

Proof Similarly to (7.75), we have:

$$\begin{aligned} \mathbf{U} &= P_g \mathbf{U} + (I_d - P_g) \mathbf{U} = P_g \mathbf{U} + (I_d - P_g) (I_d - P_g) \mathbf{U} \\ &= P_g \mathbf{U} + (I_d - P_g) \sum_{i=1}^N R_{\Gamma_i}^T D_{\Gamma_i} R_{\Gamma_i} (I_d - P_g) \mathbf{U} \\ &= P_g \mathbf{U} + (I_d - P_g) \sum_{i=1}^N R_{\Gamma_i}^T D_{\Gamma_i} (I_d - P_i) R_{\Gamma_i} (I_d - P_g) \mathbf{U} \\ &\quad + (I_d - P_g) \sum_{i=1}^N R_{\Gamma_i}^T D_{\Gamma_i} P_i R_{\Gamma_i} (I_d - P_g) \mathbf{U} \end{aligned} \quad (7.86)$$

The last term of this equation is zero since for all subdomains i , $P_i R_{\Gamma_i} (I_d - P_g) \mathbf{U} \in \ker S_i$ and thus

$$\sum_{i=1}^N R_{\Gamma_i}^T D_{\Gamma_i} P_i R_{\Gamma_i} (I_d - P_g) \mathbf{U} \in W_0 \subset W_{GenEO}$$

and $I_d - P_g$ is a projection parallel to W_{GenEO} . Finally we have proved that for all $\mathbf{U} \in H$ if we define $\mathcal{U} \in H_D$ by

$$\mathcal{U} := (P_g \mathbf{U}, ((I_d - P_i) R_{\Gamma_i} (I_d - P_g) \mathbf{U})_{1 \leq i \leq N}) \quad (7.87)$$

we have $\mathcal{R}_{BNNG}(\mathcal{U}) = \mathbf{U}$. ■

As for the stable decomposition estimate with a stability constant $c_T = 1$, since projection P_g is \mathbb{S} -orthogonal as P_0 is, it suffices to replace P_0 by P_g in equation (7.77). The change in coarse space will improve the stability of the linear operator \mathcal{R}_{BNNG} .

Lemma 7.7.8 (Continuity of \mathcal{R}_{BNN}) *Let k_0 be defined as in (7.67). Then the stability property (7.9) is verified with the constant $c_R = \max(1, k_0 \tau)$.*

Proof Let $\mathcal{U} \in H_D$, since P_g is an \mathbb{S} -orthogonal projection on W_{GenEO} , we have:

$$\begin{aligned} & (\mathbb{S} \mathcal{R}_{BNNNG}(\mathcal{U}), \mathcal{R}_{BNNNG}(\mathcal{U})) \\ &= \left(\mathbb{S}(\mathbf{U}_0 + (I_d - P_g) \sum_{i=1}^N R_{\Gamma_i}^T D_{\Gamma_i} \mathbf{U}_i), \mathbf{U}_0 + (I_d - P_g) \sum_{i=1}^N R_{\Gamma_i}^T D_{\Gamma_i} \mathbf{U}_i \right) \\ &= (\mathbb{S} \mathbf{U}_0, \mathbf{U}_0) + \left(\mathbb{S}(I_d - P_g) \sum_{i=1}^N R_{\Gamma_i}^T D_{\Gamma_i} \mathbf{U}_i, (I_d - P_g) \sum_{i=1}^N R_{\Gamma_i}^T D_{\Gamma_i} \mathbf{U}_i \right). \end{aligned} \quad (7.88)$$

Since P_g is the \mathbb{S} -orthogonal projection on W_{GenEO} and that

$$\sum_{i=1}^N R_{\Gamma_i}^T D_{\Gamma_i} \xi_i \mathbf{U}_i \in W_{GenEO}$$

we have

$$\begin{aligned} & \left(\mathbb{S}(I_d - P_g) \sum_{i=1}^N R_{\Gamma_i}^T D_{\Gamma_i} \mathbf{U}_i, (I_d - P_g) \sum_{i=1}^N R_{\Gamma_i}^T D_{\Gamma_i} \mathbf{U}_i \right) \\ &= \left(\mathbb{S}(I_d - P_g) \sum_{i=1}^N R_{\Gamma_i}^T D_{\Gamma_i} (I_d - \xi_i) \mathbf{U}_i, (I_d - P_g) \sum_{i=1}^N R_{\Gamma_i}^T D_{\Gamma_i} (I_d - \xi_i) \mathbf{U}_i \right). \end{aligned}$$

Thus using equality (7.88), Lemma 7.7.1 and then Lemma 7.7.6 we have:

$$\begin{aligned} & (\mathbb{S} \mathcal{R}_{BNNNG}(\mathcal{U}), \mathcal{R}_{BNNNG}(\mathcal{U})) \\ &= (\mathbb{S} \mathbf{U}_0, \mathbf{U}_0) \\ &+ \left(\mathbb{S}(I_d - P_g) \sum_{i=1}^N R_{\Gamma_i}^T D_{\Gamma_i} (I_d - \xi_i) \mathbf{U}_i, (I_d - P_g) \sum_{i=1}^N R_{\Gamma_i}^T D_{\Gamma_i} (I_d - \xi_i) \mathbf{U}_i \right) \\ &\leq (\mathbb{S} \mathbf{U}_0, \mathbf{U}_0) + k_2 \sum_{i=1}^N (S_i R_{\Gamma_i}^T D_{\Gamma_i} (I_d - \xi_i) \mathbf{U}_i, R_{\Gamma_i}^T D_{\Gamma_i} (I_d - \xi_i) \mathbf{U}_i) \\ &\leq \max(1, k_2 \tau) ((\mathbb{S} \mathbf{U}_0, \mathbf{U}_0) + \sum_{i=1}^N (S_i \mathbf{U}_i, \mathbf{U}_i)) \\ &\leq \max(1, k_2 \tau) b(\mathbf{U}, \mathbf{U}). \end{aligned} \quad (7.89)$$

where τ is the user defined threshold. ■

To sum up, by applying the Fictitious Space Lemma 7.2.2 we have:

Theorem 7.7.3 (Spectral estimate for BNNG) *Let τ be a user defined threshold to build the GenEO coarse space W_{GenEO} (Definition 7.7.3), P_g defined by equation (7.83) and k_2 be defined by (7.67). Then, the eigenvalues of the Neumann-Neumann preconditioned (7.74) system satisfy the following estimate*

$$\boxed{1 \leq \lambda(M_{BNNNG}^{-1} \mathbb{S}) \leq \max(1, k_2 \tau)}.$$

7.7.4 Efficient implementation of the BNNG method

As for the Hybrid Schwarz method § 7.5.1, when M_{BNNG}^{-1} is used as a preconditioner in the PCG method to solve the linear system (7.61)

$$\mathbb{S}U_{\Gamma} = \mathbf{G}_{\Gamma},$$

an efficient implementation can be done if the initial guess is such that the initial residual is \mathbb{S} -orthogonal to W_{GenEO} . It can be achieved simply by taking as initial guess:

$$U_{\Gamma 0} := Z_{GenEO}(Z_{GenEO}^T \mathbb{S} Z_{GenEO})^{-1} Z_{GenEO}^T \mathbf{G}_{\Gamma}.$$

In this case the application of the preconditioner M_{BNNG}^{-1} in the PCG algorithm can be replaced by the application of:

$$(I_d - P_g) \sum_{i=1}^N R_{\Gamma_i}^T D_{\Gamma_i} S_i^{\dagger} (I_d - P_i) D_{\Gamma_i} R_{\Gamma_i}.$$

7.8 SORAS-GenEO-2 coarse space for Optimized Schwarz method

7.8.1 Symmetrized ORAS method

The purpose of this section is to define a general framework for building adaptive coarse space for Optimized Schwarz Methods (OSM, see § 2) for decomposition into overlapping subdomains. We show that we can achieve the same robustness that what was done in this chapter for Schwarz [173] and FETI-BDD [174] domain decomposition methods with GenEO (Generalized Eigenvalue in the Overlap) coarse spaces. For this, a non standard symmetric variant of the ORAS method as well as two generalized eigenvalue problems are introduced in [103].

We use the same finite element setting than in § 7.3. Recall that the problem to be solved is defined via a variational formulation on a domain $\Omega \subset \mathbb{R}^d$ for $d \in \mathbb{N}$:

$$\text{Find } u \in V \text{ such that : } a_{\Omega}(u, v) = l(v), \quad \forall v \in V,$$

where V is a Hilbert space of functions from Ω with real values. The problem we consider is given through a symmetric positive definite bilinear form that is defined in terms of an integral over any open set $\omega \subset \Omega$. Typical examples are given in § 7.3.

After discretization by a finite element method, we have to solve a linear system in \mathbf{U} of the form

$$A\mathbf{U} = \mathbf{F}.$$

As for Schwarz method §7.1, domain Ω is decomposed into N overlapping subdomains $(\Omega_i)_{1 \leq i \leq N}$ so that all subdomains are a union of cells of the

mesh \mathcal{T}_h . This decomposition induces a natural decomposition of the set of indices \mathcal{N} into N subsets of indices $(\mathcal{N}_i)_{1 \leq i \leq N}$:

$$\mathcal{N}_i := \{k \in \mathcal{N} \mid \text{meas}(\text{supp } \phi_k \cap \Omega_i) > 0\}, \quad 1 \leq i \leq N. \quad (7.90)$$

For all $1 \leq i \leq N$, let R_i be the restriction matrix from $\mathbb{R}^{\#\mathcal{N}}$ to the subset $\mathbb{R}^{\#\mathcal{N}_i}$ and D_i be a diagonal matrix of size $\#\mathcal{N}_i \times \#\mathcal{N}_i$, so that we have a partition of unity at the algebraic level, $I_d = \sum_{i=1}^N R_i^T D_i R_i$, where $I_d \in \mathbb{R}^{\#\mathcal{N} \times \#\mathcal{N}}$ is the identity matrix.

For all subdomains $1 \leq i \leq N$, let B_i be a SPD matrix of size $\#\mathcal{N}_i \times \#\mathcal{N}_i$, which comes typically from the discretization of boundary value local problems using optimized transmission conditions, the ORAS preconditioner, see chapter 2, is defined as [36]:

$$M_{ORAS,1}^{-1} := \sum_{i=1}^N R_i^T D_i B_i^{-1} R_i. \quad (7.91)$$

Due to matrices D_i , this preconditioner is not symmetric. Note that in the special case $B_i = R_i A R_i^T$ the ORAS algorithm reduces to the RAS algorithm [18]. The symmetrized variant of RAS is the additive Schwarz method (ASM), $M_{ASM,1}^{-1} := \sum_{i=1}^N R_i^T A_i^{-1} R_i$, which has been extensively studied and for which various coarse spaces have been analyzed. For the ORAS method, it seems at first glance that we should accordingly study the following symmetrized variant:

$$M_{OAS,1}^{-1} := \sum_{i=1}^N R_i^T B_i^{-1} R_i. \quad (7.92)$$

For reasons explained in Remark 7.8.1, we introduce another non standard variant of the ORAS preconditioner (7.91), the symmetrized ORAS (SORAS) algorithm:

$$M_{SORAS,1}^{-1} := \sum_{i=1}^N R_i^T D_i B_i^{-1} D_i R_i. \quad (7.93)$$

7.8.2 Two-level SORAS algorithm

In order to define the two-level SORAS algorithm, we introduce two generalized eigenvalue problems.

First, for all subdomains $1 \leq i \leq N$, we consider the following problem:

Definition 7.8.1

$$\begin{aligned} \text{Find } (\mathbf{U}_{ik}, \mu_{ik}) \in \mathbb{R}^{\#\mathcal{N}_i} \setminus \{0\} \times \mathbb{R} \text{ such that} \\ D_i R_i A R_i^T D_i \mathbf{U}_{ik} = \mu_{ik} B_i \mathbf{U}_{ik} . \end{aligned} \quad (7.94)$$

Let $\gamma > 0$ be a user-defined threshold, we define $Z_{geneo}^\gamma \subset \mathbb{R}^{\#\mathcal{N}}$ as the vector space spanned by the family of vectors $(R_i^T D_i \mathbf{U}_{ik})_{\mu_{ik} > \gamma, 1 \leq i \leq N}$ corresponding to eigenvalues larger than γ .

In order to define the second generalized eigenvalue problem, we make use of "Neumann" subdomain matrices $(\tilde{A}^j)_{1 \leq j \leq N}$ (see eq (7.37)).

Definition 7.8.2 We introduce the generalized eigenvalue problem

$$\text{Find } (\mathbf{V}_{jk}, \lambda_{jk}) \in \mathbb{R}^{\#\mathcal{N}_i} \setminus \{0\} \times \mathbb{R} \text{ such that} \quad (7.95)$$

$$\tilde{A}^i \mathbf{V}_{ik} = \lambda_{ik} B_i \mathbf{V}_{ik} .$$

Let $\tau > 0$ be a user-defined threshold, we define $Z_{geneo}^\tau \subset \mathbb{R}^{\#\mathcal{N}}$ as the vector space spanned by the family of vectors $(R_i^T D_i \mathbf{V}_{ik})_{\lambda_{ik} < \tau, 1 \leq i \leq N}$ corresponding to eigenvalues smaller than τ .

We are now ready to define the SORAS two level preconditioner

Definition 7.8.3 (The SORAS-GenEO-2 preconditioner) Let P_0 denote the A -orthogonal projection on the coarse space

$$Z_{GenEO-2} := Z_{geneo}^\gamma \oplus Z_{geneo}^\tau ,$$

the two-level SORAS-GenEO-2 preconditioner is defined as follows:

$$M_{SORAS,2}^{-1} := P_0 A^{-1} + (I_d - P_0) \sum_{i=1}^N R_i^T D_i B_i^{-1} D_i R_i (I_d - P_0^T) . \quad (7.96)$$

This definition is reminiscent of the balancing domain decomposition preconditioner [128] introduced for Schur complement based methods. Note that the coarse space is now defined by two generalized eigenvalue problems instead of one in [173, 174] for ASM and FETI-BDD methods. We have the following theorem

Theorem 7.8.1 (Spectral estimate for the SORAS-GenEO-2 preconditioner)

Let k_0 be the maximal multiplicity of the subdomain intersections (see eq. (7.38)), $\gamma, \tau > 0$ be arbitrary constants used in Definitions 7.8.2 and 7.8.3 .

Then, the eigenvalues of the two-level preconditioned operator satisfy the following spectral estimate

$$\frac{1}{1 + \frac{k_0}{\tau}} \leq \lambda(M_{SORAS,2}^{-1} A) \leq \max(1, k_0 \gamma)$$

where $\lambda(M_{SORAS,2}^{-1} A)$ is an eigenvalue of the preconditioned operator.

The proof is based on the fictitious space lemma [145].

Remark 7.8.1 An analysis of a two-level version of the preconditioner M_{OAS}^{-1} (7.92) following the same path yields the following two generalized eigenvalue problems:

$$\text{Find } (\mathbf{U}_{jk}, \mu_{jk}) \in \mathbb{R}^{\#\mathcal{N}_i} \setminus \{0\} \times \mathbb{R} \text{ such that}$$

$$A^i \mathbf{U}_{ik} = \mu_{ik} B_i \mathbf{U}_{ik} ,$$

and

$$\text{Find } (\mathbf{V}_{jk}, \lambda_{jk}) \in \mathbb{R}^{\#\mathcal{N}_i} \setminus \{0\} \times \mathbb{R} \text{ such that}$$

$$\tilde{A}^i \mathbf{V}_{ik} = \lambda_{ik} D_i B_i D_i \mathbf{V}_{ik} .$$

In the general case for $1 \leq i \leq N$, matrices D_i may have zero entries for boundary degrees of freedom since they are related to a partition of unity. Moreover very often matrices B_i and A_i differ only by the interface conditions that is for entries corresponding to boundary degrees of freedom. Therefore, matrix $D_i B_i D_i$ on the right hand side of the last generalized eigenvalue problem is not impacted by the choice of the interface conditions of the one level optimized Schwarz method. This cannot lead to efficient adaptive coarse spaces.

7.8.3 Nearly Incompressible elasticity

Although our theory does not apply in a straightforward manner to saddle point problems, we use it for these difficult problems for which it is not possible to preserve both symmetry and positivity of the problem. Note that generalized eigenvalue problems (7.80) and (7.95) still make sense if A is the matrix of a saddle point problem and matrices B_i and \tilde{A}_i are properly defined for each subdomain $1 \leq i \leq N$. The new coarse space was tested quite successfully on Stokes and nearly incompressible elasticity problems with a discretization based on saddle point formulations in order to avoid locking phenomena. We first report 2D results for the latter case where comparisons are made with other methods in terms of iteration counts only. The mechanical properties of a solid can be characterized by its Young modulus E and Poisson ratio ν or alternatively by its Lamé coefficients λ and μ . These coefficients relate to each other by the following formulas:

$$\lambda = \frac{E\nu}{(1+\nu)(1-2\nu)} \quad \text{and} \quad \mu = \frac{E}{2(1+\nu)} . \quad (7.97)$$

The variational problem consists in finding $(\mathbf{u}_h, p_h) \in \mathcal{V}_h := \mathbb{P}_2^d \cap H_0^1(\Omega) \times \mathbb{P}_1$ such that for all $(\mathbf{v}_h, q_h) \in \mathcal{V}_h$

$$\begin{cases} \int_{\Omega} 2\mu \underline{\underline{\varepsilon}}(\mathbf{u}_h) : \underline{\underline{\varepsilon}}(\mathbf{v}_h) dx & - \int_{\Omega} p_h \operatorname{div}(\mathbf{v}_h) dx = \int_{\Omega} \mathbf{f} \cdot \mathbf{v}_h dx \\ - \int_{\Omega} \operatorname{div}(\mathbf{u}_h) q_h dx & - \int_{\Omega} \frac{1}{\lambda} p_h q_h = 0 \end{cases} \quad (7.98)$$

Matrix \tilde{A}_i arises from the variational formulation (7.98) where the integration over domain Ω is replaced by the integration over subdomain Ω_i and finite element space \mathcal{V}_h is restricted to subdomain Ω_i . Matrix B_i corresponds to a Robin problem and is the sum of matrix \tilde{A}_i and of the matrix of the following variational formulation restricted to the same finite element space:

$$\int_{\partial\Omega_i \setminus \partial\Omega} \frac{2\alpha\mu(2\mu + \lambda)}{\lambda + 3\mu} \mathbf{u}_h \cdot \mathbf{v}_h \quad \text{with } \alpha = 10 \text{ in our test.}$$



Figure 7.5: 2D Elasticity: coefficient distribution of steel and rubber.

Table 7.1: 2D Elasticity. GMRES iteration counts for a solid made of steel and rubber. Simulations made with FreeFem++ [105]

| d.o.f | N | AS | SORAS | AS+ZEM | | SORAS +ZEM | | AS-GenEO | | SORAS geneo2 | |
|---------|-----|-------|-------|--------|-------|------------|-------|----------|-------|--------------|-------|
| | | iter. | iter. | iter. | dim | iter. | dim | iter. | dim | iter. | dim |
| 35841 | 8 | 150 | 184 | 117 | 24 | 79 | 24 | 110 | 184 | 13 | 145 |
| 70590 | 16 | 276 | 337 | 170 | 48 | 144 | 48 | 153 | 400 | 17 | 303 |
| 141375 | 32 | 497 | >1000 | 261 | 96 | 200 | 96 | 171 | 800 | 22 | 561 |
| 279561 | 64 | >1000 | >1000 | 333 | 192 | 335 | 192 | 496 | 1600 | 24 | 855 |
| 561531 | 128 | >1000 | >1000 | 329 | 384 | 400 | 384 | >1000 | 2304 | 29 | 1220 |
| 1077141 | 256 | >1000 | >1000 | 369 | 768 | >1000 | 768 | >1000 | 3840 | 36 | 1971 |

We test various domain decomposition methods for a heterogeneous beam of eight layers of steel $(E_1, \nu_1) = (210 \cdot 10^9, 0.3)$ and rubber $(E_2, \nu_2) = (0.1 \cdot 10^9, 0.4999)$, see Figure 7.5. The beam is clamped on its left and right sides. Iteration counts for a relative tolerance of 10^{-6} are given in Table 7.1. We compare the one level Additive Schwarz (AS) and SORAS methods, the two level AS and SORAS methods with a coarse space consisting of rigid body motions which are zero energy modes (ZEM) and finally AS with a GenEO coarse space and SORAS with the GenEO-2 coarse space defined in Definition 7.8.3 with $\tau = 0.4$ and $\gamma = 10^3$. Columns dim refer to the total size of the coarse space of a two-level method. Eigenvalue problem (7.95) accounts for roughly 90% of the GenEO-2 coarse space size.

We performed large 3D simulations on 8192 cores of a IBM/Blue Gene Q machine with 1.6 GHz Power A2 processors for both elasticity (200 millions of d.o.f's in 200 sec.) and Stokes (200 millions of d.o.f's in 150 sec.) equations. Computing facilities were provided by an IDRIS-GENCI project.

Chapter 8

Parallel implementation of Schwarz methods

As depicted in previous chapters, domain decomposition methods can be used to design extremely robust parallel preconditioners. The purpose of this chapter is to give an introduction to their use on parallel computers through their implementation in the free finite element package FreeFem++ [105]. We start with a self-contained script of a three dimensional elasticity problem, § 8.1. The solver can be either one of the domain decomposition methods introduced in the book, a direct solver or an algebraic multigrid method. The last two solvers are available via the PETSc [8, 7] interface. In the next section § 8.3, we explain the algebraic formalism used for domain decomposition methods that bypasses a global numbering of the unknowns. In the last section § 8.2, we show strong and weak scalability results for various problems on both small and large numbers of cores.

8.1 A parallel FreeFem++ script

The first subsection § 8.1.1 is devoted to the formulation of the elasticity problem and its geometry. Such an equation typically arises in computational solid mechanics, for modeling small deformations of compressible bodies. The solver of the corresponding linear system will be chosen in § 8.1.2. In § 8.1.3, we explain how to visualize the solution. The complete script `elasticity-3d.edp` is given at the end of this section in § 8.1.4.

8.1.1 Three dimensional elasticity problem

The mechanical properties of a solid can be characterized by its Young modulus E and Poisson ratio ν or alternatively by its Lamé coefficients λ

and μ . These coefficients relate to each other by the following formulas:

$$\lambda = \frac{E\nu}{(1+\nu)(1-2\nu)} \quad \text{and} \quad \mu = \frac{E}{2(1+\nu)}. \quad (8.1)$$

The reference geometry of the solid is the open $\Omega \subset \mathbb{R}^3$. The solid is subjected to a volume force \mathbf{f} and on part of its boundary (Γ_3) to a normal stress \mathbf{g} . It is clamped on the other part of its boundary (Γ_1). Let $\mathbf{u} : \Omega \rightarrow \mathbb{R}^3$ denote the displacement of the solid. In Cartesian coordinates (x_1, x_2, x_3) , the linearized strain tensor $\epsilon(\mathbf{u})$ is given by:

$$\epsilon_{ij}(\mathbf{u}) := \frac{1}{2} \left(\frac{\partial u_i}{\partial x_j} + \frac{\partial u_j}{\partial x_i} \right), \quad \text{for } 1 \leq i, j \leq 3.$$

The inner product of two strain-tensors is defined by:

$$\epsilon(\mathbf{u}) : \epsilon(\mathbf{v}) := \sum_{i=1}^3 \sum_{j=1}^3 \epsilon_{ij}(\mathbf{u}) \epsilon_{ij}(\mathbf{v}).$$

The divergence of the displacement is defined by

$$\nabla \cdot \mathbf{u} := \sum_{i=1}^3 \frac{\partial u_i}{\partial x_i}.$$

The finite element approximation of the system of linear elasticity is defined by a variational formulation:

Find a displacement $\mathbf{u} : \Omega \rightarrow \mathbb{R}^3$ in \mathbb{P}_2 so that for any test function $\mathbf{v} : \Omega \rightarrow \mathbb{R}^3$ in \mathbb{P}_2 , we have:

$$a(\mathbf{u}, \mathbf{v}) := \int_{\Omega} \lambda \nabla \cdot \mathbf{u} \nabla \cdot \mathbf{v} + \mu \epsilon(\mathbf{u}) : \epsilon(\mathbf{v}) - \int_{\Omega} \mathbf{f} \cdot \mathbf{v} = 0, \quad (8.2)$$

where

- where λ and ν are defined by formula (8.1) Young's modulus E and Poisson's ratio ν vary between two sets of values, $(E_1, \nu_1) = (2 \cdot 10^{11}, 0.25)$, and $(E_2, \nu_2) = (10^7, 0.45)$.
- \mathbf{f} are the body forces, in this case only the gravity.

In the FreeFem++ script, equation (8.2) corresponds to three parametrized macros: `epsilon`, `div` and `Varf`.

```

real Sqrt = sqrt(2.);
macro epsilon(u)[dx(u), dy(u#B), dz(u#C), (dz(u#B) + dy(u#C)) / Sqrt, (dz(u) )
  ↪ + dx(u#C)) / Sqrt, (dy(u) + dx(u#B)) / Sqrt]// EOM
macro div(u)(dx(u) + dy(u#B) + dz(u#C))// EOM
16 macro Varf(varfName, meshName, PhName)
  coefficients(meshName, PhName)
  varf varfName(def(u), def(v)) = intN(meshName)(lambda * div(u) * div(v) + 2. )
    ↪ * mu * (epsilon(u)' * epsilon(v))) + intN(meshName)(f * vB) + on(1, )
    ↪ BC(u, 0);
20 // EOM

```

Listing 8.1: ./PARALLEL/FreefemProgram/elasticity-3d.edp

A first geometry is defined via a three dimensional mesh of a (simplified) bridge that is built in two steps:

- the mesh of a two dimensional bridge is built `ThGlobal2d`.
- a third dimension is added to the previous 2D mesh using the `buildlayers` function.

Note that the three dimensional mesh is not actually built but a macro is defined.

```

real depth = 0.25;
int discrZ = getARGV("-discrZ", 1);
32 real L = 2.5;
real H = 0.71;
real Hsupp = 0.61;
real r = 0.05;
36 real l = 0.35;
real h = 0.02;
real width = 2.5*L/4.;
real alpha = asin(h/(2.*r))/2;
40 /*# twoDsequentialMesh #*/
border a0a(t=0, 1){x=0; y=-t*Hsupp; label=2;};
border a0(t=0, (L - width)/2.){x=t; y=-Hsupp; label=1;};
border a0b(t=0, 1){x=(L - width)/2.; y=-(1-t)*Hsupp; label=2;};
44 border aa(t=0, 0.5^(1/0.75)){x=L/2. - width/2.*cos(pi*t^0.75); }
    ↪ y=sin(pi*t^0.75)/4.; label=2;};
border ab(t=0, 0.5^(1/0.75)){x=L/2. + width/2.*cos(pi*t^0.75); }
    ↪ y=sin(pi*t^0.75)/4.; label=2;};
border a2a(t=0, 1){x=(L + width)/2.; y=-t*Hsupp; label=2;};
border a2(t=(L + width)/2., L){x=t; y=-Hsupp; label=1;};
48 border a2b(t=0, 1){x=L; y=-(1-t)*Hsupp; label=2;};
border e(t=0, 1){x=L; y=t*H; label=2;};
border c(t=0, 1){x=(1-t)*L; y=H; label=3;};
border d(t=0, 1){x=0; y=(1-t)*H; label=2;};
52 mesh ThGlobal2d = buildmesh(a0(global * (L - width)/(2.*L)) + }
    ↪ a0a(global*Hsupp/L) + a0b(global*Hsupp/L) + a2(global * (L - }
    ↪ width)/(2.*L)) + a2a(global*Hsupp/L) + a2b(global*Hsupp/L) + aa(global }
    ↪ * width/(2.*L)) + ab(-global * width/(2.*L)) + e(global*H/L) + c(global }
    ↪ + d(global*H/L));
ThGlobal2d = adaptmesh(ThGlobal2d, 1/200., IsMetric=1, nbvx=100000);
/*# twoDsequentialMeshEnd #*/
macro minimalMesh()Cube(CC, BB, LL)// EOM
56 macro generateTh(name)name = buildlayers(ThGlobal2d, discrZ, zbound=[0, }
    ↪ depth)// EOM
int[int, int] LL = [[1,3], [2,2], [2,2]];
real[int, int] BB = [[0,10], [0,1], [0,1]];
int[int] CC = [1, 1, 1];

```

Listing 8.2: `./PARALLEL/FreefemProgram/elasticity-3d.edp`
 This geometry is partitioned and distributed among the MPI processes.




Figure 8.1: Partitioning into eight subdomains

From now on, all the tasks can be computed concurrently, meaning that each MPI process is in charge of only one subdomain and variables are local to each process. Then a parallel mesh refinement is made by cutting each tetrahedra into 8 tetrahedra. This corresponds to a mesh refinement factor s equals to 2. Note also that at this point, the displacement field \mathbf{u} is approximated by \mathbb{P}_2 continuous piecewise quadratic functions.

```

func Pk = [P2, P2, P2];

build(generateTh, Th, ThBorder, ThOverlap, D, numberIntersection, 2
      ↪ arrayIntersection, restrictionIntersection, Wh, Pk, mpiCommWorld, s)
75 ThGlobal2d = square(1, 1);
  
```

Listing 8.3: `./PARALLEL/FreefemProgram/elasticity-3d.edp`
 The Young and Poisson modulus are heterogeneous and the exterior forces are constant.

Remark 8.1.1 *In our numerical experiments, Poisson's ratio being relatively far from the incompressible limit of 0.5, it is not necessary to switch to a mixed finite element formulation since there is no locking effect.*

```

real f = -900000.;
func real stripes(real a, real b, real paramA, real paramB) {
  int da = int(a * 10);
  return (da == (int(da / 2) * 2) ? paramB : paramA);
}

macro coefficients(meshName, PhName)
  fespace PhName(meshName, P0);
  PhName Young = stripes(y, x, 2e11, 1e7);
  PhName poisson = stripes(y, x, 0.25, 0.45);
  PhName tmp = 1. + poisson;
  PhName mu = Young / (2. * tmp);
  PhName lambda = Young * poisson / (tmp * (1. - 2. * poisson)); // EOM

```

Listing 8.4: ./PARALLEL/FreefemProgram/elasticity-3d.edp

8.1.2 Native DDM solvers and PETSc Interface

At this point, the physics, the geometry and the discretization of the three dimensional elasticity problem have been given in the script. In order to find the finite element approximation of the displacement field, we have to solve the corresponding global algebraic system which is actually never assembled. Its distributed storage among the processes depends on whether we use native FreeFem++ solvers or other solvers via the PETSc interface. The native FreeFem++ solvers are:

- a parallel GMRES solver which is the default parallel solver in FreeFem++,
- a one-level Schwarz method, either ASM or RAS,
- the two-level Schwarz method with a GenEO coarse space, § 7.

They are implemented inside HPDDM, a C++ framework for high-performance domain decomposition methods, available at the following URL: <https://github.com/hpddm/hpddm>. Its interface with FreeFem++ also include substructuring methods, like the FETI and BDD methods, as described § 6. The solvers interfaced with PETSc are:

- the PETSc parallel GMRES solver,
- the multi frontal parallel solver MUMPS [5],
- GAMG: an algebraic multigrid solver [2].


```

solver = getARGV("-solver", 0);
if(solver == 0)
82 {
    if(mpirank == 0) {
        cout << "What kind of solver would you like to use ?" << endl;
        cout << " [1] PETSc GMRES" << endl;
86        cout << " [2] GAMG" << endl;
        cout << " [3] MUMPS" << endl;
        cout << " [10] ASM" << endl;
        cout << " [11] RAS" << endl;
90        cout << " [12] Schwarz GenEO" << endl;
        cout << " [13] GMRES" << endl;
        cout << "Please type in a number: ";
        cin >> solver;
94        if(solver != 1 && solver != 2 && solver != 3 && solver != 4 && solver !=
            5 && solver != 6 && solver != 7 && solver != 8 && solver != 9 &&
            solver != 10 && solver != 11 && solver != 12) {
            cout << "Wrong choice, using GMRES instead !" << endl;
            solver = 10;
        }
98    }
}
broadcast(processor(0), solver);

```

Listing 8.5: ./PARALLEL/FreefemProgram/elasticity-3d.edp

FreeFem++ interface If the native FreeFem++ solvers are used, the local stiffness matrices are assembled concurrently:

```
assemble(A, rhs, Wh, Th, ThBorder, Varf)
```

Listing 8.6: ./PARALLEL/FreefemProgram/elasticity-3d.edp

The local operator is attached to a distributed structure `dschwarz` which is a FreeFem++ type. If necessary, the GenEO coarse space is built :

```

matrix N;
if(mpsize > 1 && solver == 12) {
166     int[int] parm(1);
        parm(0) = getARGV("-nu", 20);
        EVproblem(vPbNoPen, Th, Ph)
        matrix noPen = vPbNoPen(Wh, Wh, solver = CG);
170     attachCoarseOperator(mpiCommWorld, Aglob, A = noPen, /*threshold = 2.
        ↪ * h[].max / diam,*/ parameters = parm);
}

```

Listing 8.7: ./PARALLEL/FreefemProgram/elasticity-3d.edp

The distributed linear system is solved by a call that includes additional command line arguments that are automatically passed to the solvers.

```
DDM(Aglob, u[], rhs, dim = getARGV("-gmres_restart", 60), iter = )
  ↪ getARGV("-iter", 100), eps = getARGV("-eps", 1e-8), solver = )
  ↪ solver - 9);
```

Listing 8.8: ./PARALLEL/FreefemProgram/elasticity-3d.edp

PETSc interface If the PETSc interface is used, the local stiffness matrix $K := A_{ii} := R_i A R_i^T$ and the local load vector rhs are built concurrently from the variational forms for all subdomains $1 \leq i \leq N$.

```
124 Varf(vPb, Th, Ph)
    matrix A = vPb(Wh, Wh);
    rhs = vPb(0, Wh);
    dmatrix Mat(A, arrayIntersection, restrictionIntersection, D, bs = 3);
```

Listing 8.9: ./PARALLEL/FreefemProgram/elasticity-3d.edp

`dmatrix` is a FreeFem++ type.

If an algebraic multigrid method is used via the PETSc interface, the near null space must be provided in order to enhance the convergence, see e.g. [106]. For an elasticity problem, it is made of the rigid body motions which are three translations and three rotations, here along the axis.

```
135 Wh[int] def(Rb)(6);
    [Rb[0], RbB[0], RbC[0]] = [ 1, 0, 0];
    [Rb[1], RbB[1], RbC[1]] = [ 0, 1, 0];
    [Rb[2], RbB[2], RbC[2]] = [ 0, 0, 1];
    [Rb[3], RbB[3], RbC[3]] = [ y, -x, 0];
    [Rb[4], RbB[4], RbC[4]] = [-z, 0, x];
    [Rb[5], RbB[5], RbC[5]] = [ 0, z, -y];
```

Listing 8.10: ./PARALLEL/FreefemProgram/elasticity-3d.edp

Eventually, the solver may be called by passing command line parameters to PETSc:

```
141 set(Mat, sparams = "-pc_type gamg -ksp_type gmres -pc_gamg_threshold )
    ↪ 0.05 -ksp_monitor", nearnullspace = Rb);
    }
    else if(solver == 3)
    set(Mat, sparams = "-pc_type lu -pc_factor_mat_solver_package mumps )
    ↪ -mat_mumps_icntl.7 2 -ksp_monitor");
145 mpiBarrier(mpiCommWorld);
    timing = mpiWtime();
    u[] = Mat-1 * rhs;
```

Listing 8.11: ./PARALLEL/FreefemProgram/elasticity-3d.edp

8.1.3 Validation of the computation

The true residual is computed by first performing a parallel matrix vector product either via matrix `Mat` that is interfaced with the PETSc interface

```
res = Mat * u[];
```

Listing 8.12: `./PARALLEL/FreefemProgram/elasticity-3d.edp` or via the matrix `Aglob` in the “native” FreeFem++ Schwarz format.

```
res = Aglob * u[];
```

Listing 8.13: `./PARALLEL/FreefemProgram/elasticity-3d.edp`

Once the linear system is solved and the residual is computed, the sequel of the program does not depend on whether a FreeFem++ or a PETSc interface was used. The residual is subtracted from the distributed right-hand side `rhs` and distributed scalar product are performed based on Lemma 8.3.1

```
182 res -= rhs;
    real rhsnorm = dscalprod(D, rhs, rhs);
    real dist = dscalprod(D, res, res);
    if(mpirank == 0)
186     cout << " --- normalized L^2 norm of the true residual: " << sqrt(dist / 2
        ↪ rhsnorm) << endl;
```

Listing 8.14: `./PARALLEL/FreefemProgram/elasticity-3d.edp`

The three dimensional solution can be visualized by the `plot` command.

```
193 plotMPI(Th, u, "Global solution", Pk, def, 3, 1);
    meshN ThMoved = movemesh3(Th, transfo = [x + u, y + uB, z + uC]);
    plotMPI(ThMoved, u, "Moved mesh", Pk, def, 3, 1);
```

Listing 8.15: `./PARALLEL/FreefemProgram/elasticity-3d.edp`

Timings for the solvers are given in Section 8.2.

8.1.4 Parallel Script

For sake of completeness, the full script is given here, split into five pieces.

```

macro K(real// EOM
macro def()def3// EOM
macro init()init3// EOM
5 macro BC()BC3// EOM
macro meshN()mesh3// EOM
macro intN()int3d// EOM
macro measureN()volume// EOM
9 macro bbN()bb3// EOM
include "Schwarz/macro.idp"

/*# problemPhysics #*/
13 real Sqrt = sqrt(2.);
macro epsilon(u)[dx(u), dy(u#B), dz(u#C), (dz(u#B) + dy(u#C)) / Sqrt, (dz(u) ↵
↵ + dx(u#C)) / Sqrt, (dy(u) + dx(u#B)) / Sqrt]// EOM
macro div(u)(dx(u) + dy(u#B) + dz(u#C))// EOM

17 macro Varf(varfName, meshName, PhName)
coefficients(meshName, PhName)
varf varfName(def(u), def(v)) = intN(meshName)(lambda * div(u) * div(v) + 2. ↵
↵ * mu * (epsilon(u)' * epsilon(v))) + intN(meshName)(f * vB) + on(1, ↵
↵ BC(u, 0));
// EOM
21 /*# problemPhysicsEnd #*/
/*# vfGENEO #*/
macro EVproblem(varfName, meshName, PhName)
coefficients(meshName, PhName)
25 varf varfName(def(u), def(v)) = intN(meshName)(lambda * div(u) * div(v) + 2. ↵
↵ * mu * (epsilon(u)' * epsilon(v))) + on(1, BC(u, 0));
// EOM
/*# vfGENEOEnd #*/

29 /*# sequentialMesh #*/
real depth = 0.25;
int discrZ = getARGV("-discrZ", 1);
real L = 2.5;
33 real H = 0.71;
real Hsupp = 0.61;
real r = 0.05;
real l = 0.35;
37 real h = 0.02;
real width = 2.5*L/4.;
real alpha = asin(h/(2.*r))/2;

```

Listing 8.16: ./PARALLEL/FreefemProgram/elasticity-3d.edp

```

border a0a(t=0, 1){x=0; y=-t*Hsupp; label=2;};
border a0(t=0, (L - width)/2.){x=t; y=-Hsupp; label=1;};
border a0b(t=0, 1){x=(L - width)/2.; y=-(1-t)*Hsupp; label=2;};
44 border aa(t=0, 0.5^(1/0.75)){x=L/2. - width/2.*cos(pi*t^0.75); }
    ↪ y=sin(pi*t^0.75)/4.; label=2;};
border ab(t=0, 0.5^(1/0.75)){x=L/2. + width/2.*cos(pi*t^0.75); }
    ↪ y=sin(pi*t^0.75)/4.; label=2;};
border a2a(t=0, 1){x=(L + width)/2.; y=-t*Hsupp; label=2;};
border a2(t=(L + width)/2., L){x=t; y=-Hsupp; label=1;};
48 border a2b(t=0, 1){x=L; y=-(1-t)*Hsupp; label=2;};
border e(t=0, 1){x=L; y=t*H; label=2;};
border c(t=0, 1){x=(1-t)*L; y=H; label=3;};
border d(t=0, 1){x=0; y=(1-t)*H; label=2;};
52 mesh ThGlobal2d = buildmesh(a0(global * (L - width)/(2.*L)) + }
    ↪ a0a(global*Hsupp/L) + a0b(global*Hsupp/L) + a2(global * (L - }
    ↪ width)/(2.*L)) + a2a(global*Hsupp/L) + a2b(global*Hsupp/L) + aa(global }
    ↪ * width/(2.*L)) + ab(-global * width/(2.*L)) + e(global*H/L) + c(global) }
    ↪ + d(global*H/L));
ThGlobal2d = adaptmesh(ThGlobal2d, 1/200., IsMetric=1, nbvx=100000);
/*# twoDsequentialMeshEnd #*/
macro minimalMesh()Cube(CC, BB, LL)// EOM
56 macro generateTh(name)name = buildlayers(ThGlobal2d, discrZ, zbound=[0, }
    ↪ depth]);// EOM
int[int, int] LL = [[1,3], [2,2], [2,2]];
real[int, int] BB = [[0,10], [0,1], [0,1]];
int[int] CC = [1, 1, 1];
60 /*# sequentialMeshEnd #*/

include "Schwarz/additional_macro.idp"

64 int overlap = getARGV("-overlap", 1);

if(mpirank == 0) {
    cout << " --- " << mpirank << "/" << mpisize;
68    cout << " - input parameters: global size = " << global << " - refinement }
        ↪ factor = " << s << " - precision = " << getARGV("-eps", 1e-8) << }
        ↪ " - overlap = " << overlap << " - with partitioner? = " << }
        ↪ partitioner << endl;
}

/*# parallelMesh #*/
72 func Pk = [P2, P2, P2];

build(generateTh, Th, ThBorder, ThOverlap, D, numberIntersection, }
    ↪ arrayIntersection, restrictionIntersection, Wh, Pk, mpiCommWorld, s)
ThGlobal2d = square(1, 1);

```

Listing 8.17: ./PARALLEL/FreefemProgram/elasticity-3d.edp

```

Wh def(u);
/*# chooseSolver #*/
80 solver = getARGV("-solver", 0);
if(solver == 0)
{
  if(mpirank == 0) {
84     cout << "What kind of solver would you like to use ?" << endl;
        cout << " [1] PETSc GMRES" << endl;
        cout << " [2] GAMG" << endl;
        cout << " [3] MUMPS" << endl;
88     cout << " [10] ASM" << endl;
        cout << " [11] RAS" << endl;
        cout << " [12] Schwarz GenEO" << endl;
        cout << " [13] GMRES" << endl;
92     cout << "Please type in a number: ";
        cin >> solver;
        if(solver != 1 && solver != 2 && solver != 3 && solver != 4 && solver !=
           10 && solver != 11 && solver != 12) {
96             cout << "Wrong choice, using GMRES instead !" << endl;
                solver = 10;
            }
        }
    }
100 broadcast(processor(0), solver);
    /*# chooseSolverEnd #*/

    /*# physicalParameters #*/
104 real f = -900000.;
    func real stripes(real a, real b, real paramA, real paramB) {
        int da = int(a * 10);
        return (da == (int(da / 2) * 2) ? paramB : paramA);
108 }

    macro coefficients(meshName, PhName)
        fespace PhName(meshName, P0);
112 PhName Young = stripes(y, x, 2e11, 1e7);
        PhName poisson = stripes(y, x, 0.25, 0.45);
        PhName tmp = 1. + poisson;
        PhName mu = Young / (2. * tmp);
116 PhName lambda = Young * poisson / (tmp * (1. - 2. * poisson)); // EOM

```

Listing 8.18: ./PARALLEL/FreefemProgram/elasticity-3d.edp

```

real[int] res(Wh.ndof);
120 real[int] rhs(Wh.ndof);

if(solver == 1 || solver == 2 || solver == 3) {
  /*# StiffnessRhsMatrix #*/
124   Varf(vPb, Th, Ph)
      matrix A = vPb(Wh, Wh);
      rhs = vPb(0, Wh);
      dmatrix Mat(A, arrayIntersection, restrictionIntersection, D, bs = 3);
128 /*# StiffnessRhsMatrixEnd #*/
      // sparams will override command line arguments !
      if(solver == 2) {
        /*# rigidBodyMotion #*/
132         Wh[int] def(Rb)(6);
            [Rb[0], RbB[0], RbC[0]] = [ 1, 0, 0];
            [Rb[1], RbB[1], RbC[1]] = [ 0, 1, 0];
            [Rb[2], RbB[2], RbC[2]] = [ 0, 0, 1];
136         [Rb[3], RbB[3], RbC[3]] = [ y, -x, 0];
            [Rb[4], RbB[4], RbC[4]] = [-z, 0, x];
            [Rb[5], RbB[5], RbC[5]] = [ 0, z, -y];
        /*# rigidBodyMotionEnd #*/
140 /*# SolverPETSc #*/
            set(Mat, sparams = "-pc_type gamg -ksp_type gmres -pc_gamg_threshold ↵
                ↵ 0.05 -ksp_monitor", nearnullspace = Rb);
        }
        else if(solver == 3)
144         set(Mat, sparams = "-pc_type lu -pc_factor_mat_solver_package mumps ↵
                ↵ -mat_mumps_icntl.7 2 -ksp_monitor");
            mpiBarrier(mpiCommWorld);
            timing = mpiWtime();
            u[] = Mat-1 * rhs;
148 /*# SolverPETScEnd #*/
            timing = mpiWtime() - timing;
        /*# matrixVectorPETSc #*/
            res = Mat * u[];
152 /*# matrixVectorPETScEnd #*/
        }
        else {
          /*# localMatrix #*/
156         assemble(A, rhs, Wh, Th, ThBorder, Varf)

```

Listing 8.19: ./PARALLEL/FreefemProgram/elasticity-3d.edp

```

dschwarz Aglob(A, arrayIntersection, restrictionIntersection, scaling = D);
160
mpiBarrier(mpiCommWorld);
timing = mpiWtime();
/*# coarseSpace #*/
164 matrix N;
if(mpiSize > 1 && solver == 12) {
    int[int] parm(1);
    parm(0) = getARGV("-nu", 20);
168 EVproblem(vPbNoPen, Th, Ph)
    matrix noPen = vPbNoPen(Wh, Wh, solver = CG);
    attachCoarseOperator(mpiCommWorld, Aglob, A = noPen, /*threshold = 2. ↵
        ↵ * h[].max / diam,*/ parameters = parm);
}
172 /*# coarseSpaceEnd #*/
/*# SolverDDM #*/
DDM(Aglob, u[], rhs, dim = getARGV("-gmres_restart", 60), iter = ↵
    ↵ getARGV("-iter", 100), eps = getARGV("-eps", 1e-8), solver = ↵
    ↵ solver - 9);
/*# SolverDDMEnd #*/
176 timing = mpiWtime() - timing;
/*# matrixVectorFFpp #*/
res = Aglob * u[];
/*# matrixVectorFFppEnd #*/
180 }
/*# trueResidual #*/
res -= rhs;
real rhsnorm = dscalprod(D, rhs, rhs);
184 real dist = dscalprod(D, res, res);
if(mpirank == 0)
    cout << " --- normalized L^2 norm of the true residual: " << sqrt(dist / ↵
        ↵ rhsnorm) << endl;
/*# trueResidualEnd #*/
188 mpiBarrier(mpiCommWorld);
if(mpirank == 0)
    cout << " --- time to solution: " << timing << endl;
192 /*# Visualization #*/
plotMPI(Th, u, "Global solution", Pk, def, 3, 1);
meshN ThMoved = movemesh3(Th, transfo = [x + u, y + uB, z + uC]);
plotMPI(ThMoved, u, "Moved mesh", Pk, def, 3, 1);
196 /*# VisualizationEnd #*/

```

Listing 8.20: ./PARALLEL/FreefemProgram/elasticity-3d.edp

Table 8.1: 263,000 unknowns with 8 cores (timings are in seconds)

| Solver | Time to solution | Number of iterations |
|----------------------|------------------|----------------------|
| GAMG— $\tau = 0.01$ | 211.5 | 383 |
| GAMG— $\tau = 0.025$ | 131.7 | 195 |
| GAMG— $\tau = 0.05$ | 138.8 | 172 |
| GAMG— $\tau = 0.1$ | not available | > 400 (in 333.3) |
| GAMG— $\tau = 0.2$ | not available | > 400 (in 1395.8) |
| GenEO— $\nu = 20$ | 135.2 | 192 |
| GenEO— $\nu = 25$ | 112.1 | 107 |
| GenEO— $\nu = 30$ | 103.5 | 69 |
| GenEO— $\nu = 35$ | 96.1 | 38 |
| GenEO— $\nu = 40$ | 103.4 | 34 |
| MUMPS | 68.1 | 3 |

8.2 Numerical experiments

In § 8.2.1, we present results obtained on few cores with the above script from § 8.1. Section 8.2.2 shows the scalability of the method with a large number of cores solving both the system of linear elasticity and a problem of scalar diffusion.

8.2.1 Small scale computations

Results and timings for solving this problem with 263,000 unknowns on 8 cores running at 1.6 GHz are given in Table 8.1. The parameter τ is the relative threshold used for dropping edges in the aggregation graphs of the multigrid preconditioner, while the parameter ν is the number of local deflation vectors computed per subdomain in the GenEO coarse space. The multigrid implementation is based on GAMG [2], which is bundled into PETSc [8, 7]. The results for exactly the same problem as before on 64 cores are given in Table 8.2.

For the GenEO method, the computational times vary slightly when the parameter ν varies around its optimal value. The iteration count decreases when the parameter ν increases. On the other hand, when ν is increased the cost of the factorization of the coarse operator increases. For the multigrid method, the computational times vary rapidly with the parameter τ .

| Solver | Time to solution | Number of iterations |
|----------------------|------------------|-----------------------|
| GAMG— $\tau = 0.01$ | 30.6 | 310 |
| GAMG— $\tau = 0.025$ | 26.6 | 232 |
| GAMG— $\tau = 0.05$ | 25.7 | 179 |
| GAMG— $\tau = 0.1$ | not available | > 400 (in 62.5 sec.) |
| GAMG— $\tau = 0.2$ | not available | > 400 (in 263.7 sec.) |
| GenEO— $\nu = 20$ | 25.3 | 200 |
| GenEO— $\nu = 25$ | 15.1 | 32 |
| GenEO— $\nu = 30$ | 15.5 | 26 |
| MUMPS | not available | fail to setup |

Table 8.2: 263,000 unknowns with 64 cores (timings are in seconds)

8.2.2 Large Scale Computations

Results were obtained on Curie, a Tier-0 system for PRACE¹, with a peak performance of 1.7 PFLOP/s. They have been first published in the article [113] nominated for the best paper award at SC13² and were also disseminated in PRACE Annual Report 2013 [148, pp. 22–23] as a “success story”. Curie is composed of 5 040 nodes made of two eight-core Intel Sandy Bridge processors clocked at 2.7 GHz. Its interconnect is an InfiniBand QDR full fat tree and the MPI implementation was BullxMPI version 1.1.16.5. Intel compilers and MKL in their version 13.1.0.146 were used for all binaries and shared libraries, and as the linear algebra backend for both dense and sparse computations in the framework. Finite element matrices are obtained with FreeFem++. The speedup and efficiency are displayed in terms of number of MPI processes. In these experiments, each MPI process is assigned a single subdomain and two OpenMP threads. Since the preconditioner is not symmetric, we use GMRES. The computation is stopped when the relative residual is less than 10^{-6} .

Strong scaling experiments

We modified the script of section 8.1 to handle the two dimensional elasticity case in addition to the three dimensional case. In 2D, piecewise cubic basis functions are used and the system of equations has approximately 33 nonzero entries per row. It is of constant size equal close to two billions unknowns. In 3D, piecewise quadratic basis functions are used and the system of equations has approximately 83 nonzero entries per row. The system is of constant size equal close to 300 million unknowns. These are so-called strong scaling

¹Partnership for Advanced Computing in Europe. URL: <http://www.prace-ri.eu/>.

²Among five other papers out of 90 accepted papers out of 457 submissions.

experiments. Geometries are partitioned with METIS. After the partitioning step, each local mesh is refined concurrently by splitting each triangle or tetrahedron into multiple smaller elements. This means that the simulation starts with a relatively poor global mesh (26 million triangles in 2D, 10 million tetrahedra in 3D), which is then refined in parallel (thrice in 2D, twice in 3D). A nice speedup is obtained from $1024 \times 2 = 2048$ to $8192 \times 2 = 16384$ threads as shown 8.2.

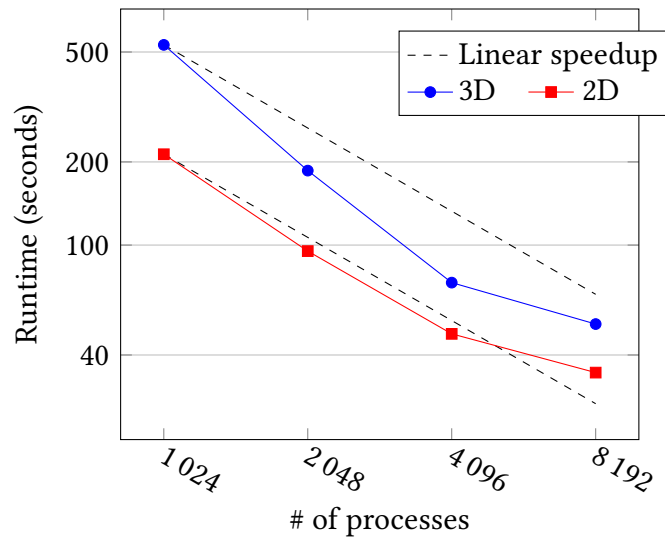


Figure 8.2: Timings of various simulations

In 3D, we achieve superlinear speedups when going from one thousand to four thousand cores as shown on Figure 8.2. From four thousand to eight thousand cores, the speedup is sublinear. At peak performance, on 16384 threads, the speedup relative to 2048 threads equals $\frac{530.56}{51.76}$ which is approximately a tenfold decrease in runtime. In 2D, the speedup is linear at the beginning and then sublinear. At peak performance, on 16384 threads, the speedup relative to 2048 threads equals $\frac{213.20}{34.54}$ which is approximately a sixfold decrease in runtime.

According to Table 8.4, the costly operations in the construction of the two-level preconditioner are the solution of each local eigenvalue problem (column *Deflation*) and the factorization of each local matrix $\{A_i\}_{i=1}^N$ (column *Factorization*). In 3D, the complexity of the factorization phase typically grows superlinearly with respect to the number of unknowns. In both 2D and 3D, the solution of the eigenproblem is the limiting factor for achieving better speedups. This can be explained by the fact that the Lanczos method, on which ARPACK is based, tends to perform better for larger ratios $\left\{ \frac{n_i}{\gamma_i} \right\}_{1 \leq i \leq N}$, but these values decrease as subdomains get smaller. The

local number of deflation vectors is uniform across subdomains and ranges from fifteen to twenty. For fewer but larger subdomains, the time to compute the solution, column *Solution*, i.e. the time for the GMRES to converge, is almost equal to the one spent in local forward eliminations and back substitutions and communication times are negligible. When the decompositions become bigger, subdomains are smaller, hence each local solution is computed faster and global communications have to be taken into account.

To infer a more precise idea of the communication-to-computation ratio, Figure 8.3 is quite useful. It shows for each computation the relative cost of each phase in percentage. The first two steps for computing the local factorizations and deflation vectors are purely concurrent and do not involve any communication. Thus, it is straightforward to get a lower bound of the aforementioned ratio. The time spent for assembling the coarse operator and for the Krylov method to converge is comprised of both communications and computations.

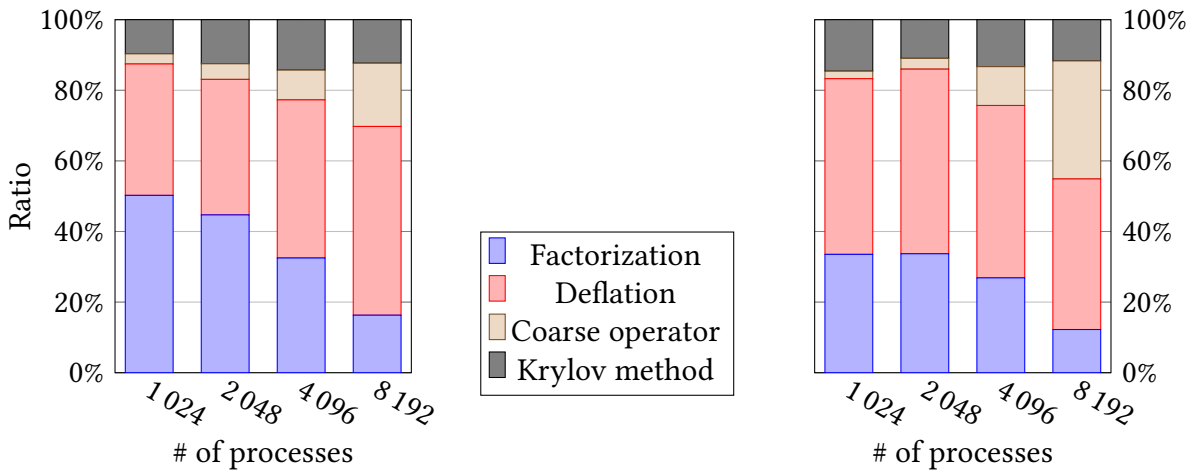


Figure 8.3: Comparison of the time spent in various steps for building and using the preconditioner in 2D (left) and 3D (right).

| | N | Factorization | Deflation | Solution | # of it. | Total | # of d.o.f. |
|----|-------|---------------|-----------|----------|----------|---------|---------------------|
| 3D | 1 024 | 177.9 s | 264.0 s | 77.4 s | 28 | 530.6 s | $293.98 \cdot 10^6$ |
| | 2 048 | 62.7 s | 97.3 s | 20.4 s | 23 | 186.0 s | |
| | 4 096 | 19.6 s | 35.7 s | 9.7 s | 20 | 73.1 s | |
| | 8 192 | 6.3 s | 22.1 s | 6.0 s | 27 | 51.8 s | |
| 2D | 1 024 | 37.0 s | 131.8 s | 34.3 s | 28 | 213.2 s | $2.14 \cdot 10^9$ |
| | 2 048 | 17.5 s | 53.8 s | 17.5 s | 28 | 95.1 s | |
| | 4 096 | 6.9 s | 27.1 s | 8.6 s | 23 | 47.7 s | |
| | 8 192 | 2.0 s | 20.8 s | 4.8 s | 23 | 34.5 s | |

Figure 8.4: Breakdown of the timings used for figure 8.3.

To assess the need for such a sophisticated preconditioner, the convergence histogram of a simple one-level method versus this two-level method is displayed in Figure 8.5. One can easily understand that, while the cost of building the preconditioner cannot be neglected, it is necessary to ensure the convergence of the Krylov method: after more than 10 minutes, the one-level preconditioner barely decreases the relative error to 2×10^{-5} , while it takes 214 seconds for the two-level method to converge to the desired tolerance, cf. Table 8.4 row #5. That is at least a threefold speedup. For larger decompositions, the need for two-level methods is even more obvious.

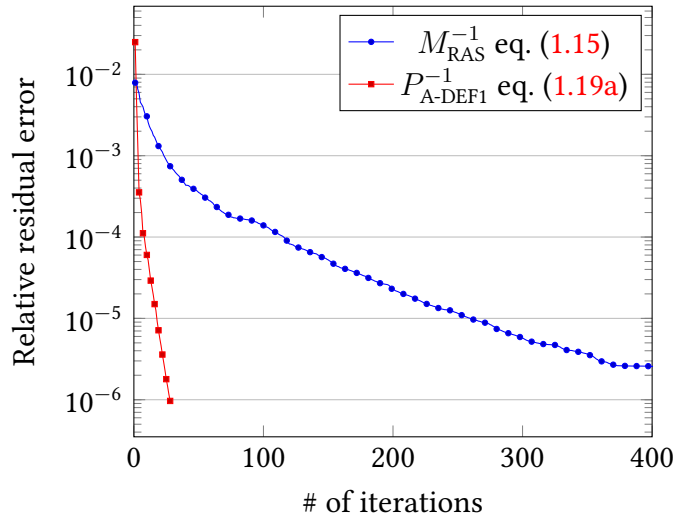


Figure 8.5:

Convergence of the restarted GMRES(40) for a 2D problem of linear elasticity using 1 024 subdomains. Timings for the setup and solution phases using P_{A-DEF1}^{-1} are available in 8.4, using M_{RAS}^{-1} , the convergence is not reached after 10 minutes.

Weak scaling experiments

Moving on to the weak scaling properties, see Definition 4.1.2, the problem now being solved is a scalar equation of diffusivity

$$\begin{aligned} -\nabla \cdot (\kappa \nabla u) &= 1 && \text{in } \Omega \\ u &= 0 && \text{on } [0; 1] \times \{0\}. \end{aligned} \quad (8.3)$$

with highly heterogeneous coefficients. Parameter κ varies from 1 to $3 \cdot 10^6$ as displayed in Figure 8.6. The partitioned domain is $\Omega = [0; 1]^d$ ($d = 2$ or 3) with piecewise quartic basis functions in 2D yielding linear systems with approximately 23 nonzero entries per row, and piecewise quadratic basis functions in 3D yielding linear systems with approximately 27 nonzero entries per row. After using Green's formula, its variational formulation is, for all test functions $v \in H_0^1(\Omega)$:

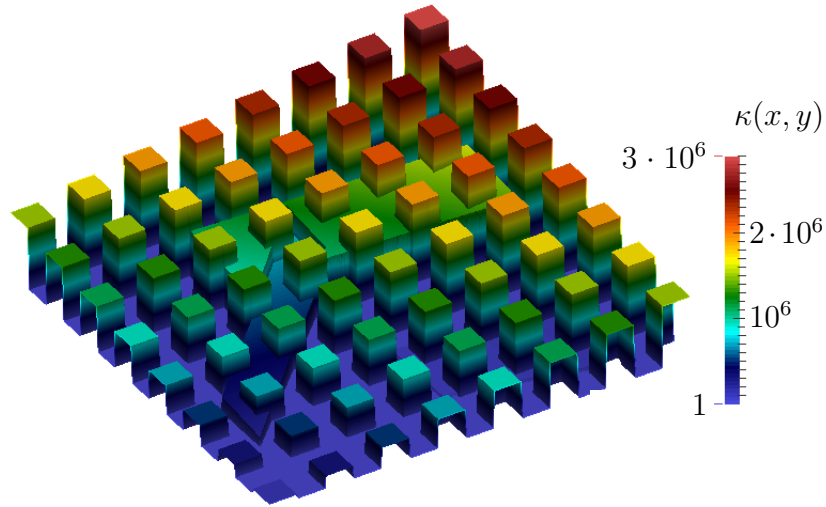


Figure 8.6: Diffusivity κ used for the two-dimensional weak scaling experiments with channels and inclusions.

$$a(u, v) := \int_{\Omega} \kappa \nabla u \cdot \nabla v - \int_{\Omega} f \cdot v = 0.$$

where f is a source term. Such an equation typically arises for modeling flows in porous media, or in computational fluid dynamics. The only work needed is changing the mesh used for computations, as well as the variational formulation of the problem in FreeFem++ DSL. On average, there is a constant number of degrees of freedom per subdomain equal to roughly 280 thousands in 3D, and nearly 2.7 millions in 2D. As for the strong scaling experiment, after building and partitioning a global coarse mesh with few millions of elements, each local mesh is refined independently to ensure a constant size per subdomain as the decomposition gets bigger. The efficiency remains almost 90% thanks to only a slight change in the factorization time for the local problems and in the construction of the deflation vectors. In 3D, the initial problem of 74 million unknowns is solved in 200 seconds on 512 threads. When using 16 384 threads, the size of the problem is approximately 2.3 billion unknowns. It is solved in 215 seconds for an efficiency of approximately 90%. In 2D, the initial problem of 695 million unknowns is solved in 175 seconds on 512 threads. When using 16 384 threads, the problem size is approximately 22.3 billions unknowns. It is solved in 187 seconds for an efficiency of approximately 96%. For this kind of scales, the most penalizing step in the algorithm is the construction of the coarse operator, especially in 3D. A non negligible increase in the time spent to assemble and factorize the Galerkin matrix E is responsible for the slight loss of efficiency. As a result, a multilevel (more than two levels) approach would be necessary.

8.3 FreeFem++ Algebraic Formulation

We present here the way we compute a global matrix vector product or the action of a global one-level preconditioner, using only their local components plus point-to-point (between a pair of processes) communications. The special feature of this implementation is that no global numbering of the unknowns is needed. This is the way domain decomposition methods have been implemented in FreeFem++.

Recall that the set of indices \mathcal{N} is decomposed into N sets $(\mathcal{N}_i)_{1 \leq i \leq N}$. A MPI-process is attached to each subset. Let $n := \#\mathcal{N}$ be the number of degrees of freedom of the global finite element space. A global vector $\mathbf{U} \in \mathbb{R}^n$ is stored in a distributed way. Each process i , $1 \leq i \leq N$, stores the local vector $\mathbf{U}_i := R_i \mathbf{U} \in \mathbb{R}^{\#\mathcal{N}_i}$ where R_i is the restriction operator introduced in chapter 1 Definition 1.3.1. A total storage of $\sum_{i=1}^N \#\mathcal{N}_i$ scalars must be allocated, which is larger than the size n of the original system. The extra cost in memory is not a problem since it is distributed among the N MPI processes. The unknowns in the intersection of two subsets of degrees of freedom are duplicated. It is important to ensure that the result $(v_i)_{1 \leq i \leq N}$ of all linear algebra operators applied to this representation will preserve its coherence, that is the duplicated degrees of freedom share the same values across the subdomains \mathcal{N}_i , $1 \leq i \leq N$:

Definition 8.3.1 *A sequence of local vectors $(\mathbf{V}_i)_{1 \leq i \leq N} \in \prod_{i=1}^N \mathbb{R}^{\#\mathcal{N}_i}$ is coherent if there exists a vector $\mathbf{V} \in \mathbb{R}^n$ such that for all $1 \leq i \leq N$, we have:*

$$\mathbf{V}_i = R_i \mathbf{V}.$$

Another equivalent definition could have been that for all $1 \leq i, j \leq N$, we have:

$$R_j^T R_j R_i^T \mathbf{U}_i = R_i^T R_i R_j^T \mathbf{U}_j.$$

We have to define basic linear algebra operations based on this distributed storage and to ensure that all linear algebra operations are performed so that the coherence is enforced, up to round-off errors.

We start with the scalar product of two distributed vectors:

Lemma 8.3.1 *Let $\mathbf{U}, \mathbf{V} \in \mathbb{R}^n$. We have the following formula for their scalar product (\mathbf{U}, \mathbf{V}) :*

$$(\mathbf{U}, \mathbf{V}) = \sum_{i=1}^N (R_i \mathbf{U}, D_i R_i \mathbf{V}).$$

Proof Using the partition of unity (1.25)

$$Id = \sum_{i=1}^N R_i^T D_i R_i,$$

we have:

$$\begin{aligned} (\mathbf{U}, \mathbf{V}) &= \left(\mathbf{U}, \sum_{i=1}^N R_i^T D_i R_i \mathbf{V} \right) = \sum_{i=1}^N (R_i \mathbf{U}, D_i R_i \mathbf{V}) \\ &= \sum_{i=1}^N (\mathbf{U}_i, D_i \mathbf{V}_i). \end{aligned}$$

■

Local scalar products are performed concurrently. Thus, the implementation is parallel except for the sum which corresponds to a `MPI_Reduce` call across the N MPI processes. Note also that the implementation relies on the knowledge of a partition of unity so that the `FreeFem++` syntax is `dscalprod(D, u, v)`.

A `axpy` procedure $y \leftarrow \alpha x + y$ for $x, y \in \mathbb{R}^n$ and $\alpha \in \mathbb{R}$ is easily implemented concurrently for distributed vectors in the form:

$$y_i \leftarrow \alpha x_i + y_i, \forall 1 \leq i \leq N.$$

The matrix-vector product is more intricate. Let $A \in \mathbb{R}^{n \times n}$ be a matrix and let $\mathbf{U}, \mathbf{V} \in \mathbb{R}^n$ be two global vectors. We want to compute $\mathbf{V} := A\mathbf{U}$ based on a distributed storage of \mathbf{U} in the form $(\mathbf{U}_i)_{1 \leq i \leq N}$. Using the partition of unity identity (1.25), we have for all $1 \leq i \leq N$:

$$\mathbf{V}_i := R_i A \mathbf{U} = \sum_{j=1}^N R_i A R_j^T D_j R_j \mathbf{U} = \sum_{j=1}^N R_i A R_j^T D_j \mathbf{U}_j.$$

If matrix A arises from a finite element discretization of a partial differential equation as it is the case here when using `FreeFem++`, it is possible to simplify the matrix-vector product. The sparsity pattern of matrix A follows the one of the graph of the underlying mesh. Let k, l be two degrees of freedom associated to the basis functions ϕ_k and ϕ_l . If their supports have a zero measure intersection, then:

$$A_{kl} = 0.$$

We can take advantage of this sparsity pattern in the following way. A degree of freedom $k \in \mathcal{N}_j$ is interior to \mathcal{N}_j if for all $i \neq j$ and all $l \in \mathcal{N}_i \setminus \mathcal{N}_j$, $A_{kl} = 0$. Otherwise, it is said to be a boundary degree of freedom. If the overlap is sufficient, it is possible to choose diagonal matrix D_j with zero entries for the boundary degrees of freedom. Then all non zero rows of matrix $A R_j^T D_j$ have indices in \mathcal{N}_j that is:

$$R_i A R_j^T D_j = R_i R_j^T R_j A R_j^T D_j.$$

Moreover, for non neighboring subdomains indexed i and j , the interaction matrix $R_i A R_j^T$ is zero. Denoting \mathcal{O}_i the neighbors of a subdomain i

$$\mathcal{O}_i := \{j \in \llbracket 1; N \rrbracket : j \neq i \text{ and } R_i A R_j^T \neq 0\},$$

we have:

$$\mathbf{V}_i := R_i A \mathbf{U} = \sum_{j=1}^N R_i A R_j^T D_j R_j \mathbf{U} = \underbrace{(R_i A R_i^T)}_{A_{ii}} D_i \mathbf{U}_i + \sum_{j \in \mathcal{O}_i} R_i R_j^T \underbrace{(R_j A R_j^T)}_{A_{jj}} D_j \mathbf{U}_j.$$

Matrix $A_{jj} := R_j A R_j^T$ is local to domain j . The matrix operation $R_i R_j^T$ corresponds to copy data on the overlap from subdomain j to subdomain i . Therefore, the matrix vector product is computed in three steps:

- concurrent computing of $(R_j A R_j^T) D_j \mathbf{U}_j$ for all $1 \leq j \leq N$;
- neighbor to neighbor MPI-communications;
- concurrent sum of neighbor contributions.

More details can be found in the PhD manuscript of P. Jolivet written in English [114].

Since we have basic linear algebra subroutines, we have all the necessary ingredients for solving concurrently the linear system $Ax = b$ by a Krylov method such as CG (conjugate gradient) or GMRES. We now turn our attention to domain decomposition methods. The ASM preconditioner reads:

$$M_{ASM}^{-1} := \sum_{j=1}^N R_j^T A_{jj}^{-1} R_j.$$

Let \mathbf{R} be a distributed residual so that each MPI process stores $\mathbf{R}_j := R_j \mathbf{R}$, $1 \leq j \leq N$. We want to compute for each subdomain $1 \leq i \leq N$ the restriction of the application of the ASM preconditioner to \mathbf{R} :

$$R_i M_{ASM}^{-1} \mathbf{R} = R_i \sum_{j=1}^N R_j^T A_{jj}^{-1} R_j \mathbf{R} = A_{ii}^{-1} \mathbf{R}_i + \sum_{j \in \mathcal{O}_i} (R_i R_j^T) A_{jj}^{-1} \mathbf{R}_j.$$

This task is performed by first solving concurrently on all subdomains a linear system:

$$A_{jj} \mathbf{Z}_j = \mathbf{R}_j \quad \forall 1 \leq j \leq n. \quad (8.4)$$

Then data transfers between neighboring subdomains implement the $R_i R_j^T \mathbf{Z}_j$ formula. The contribution from neighboring subdomains are

summed locally. This pattern is very similar to that of the matrix vector product.

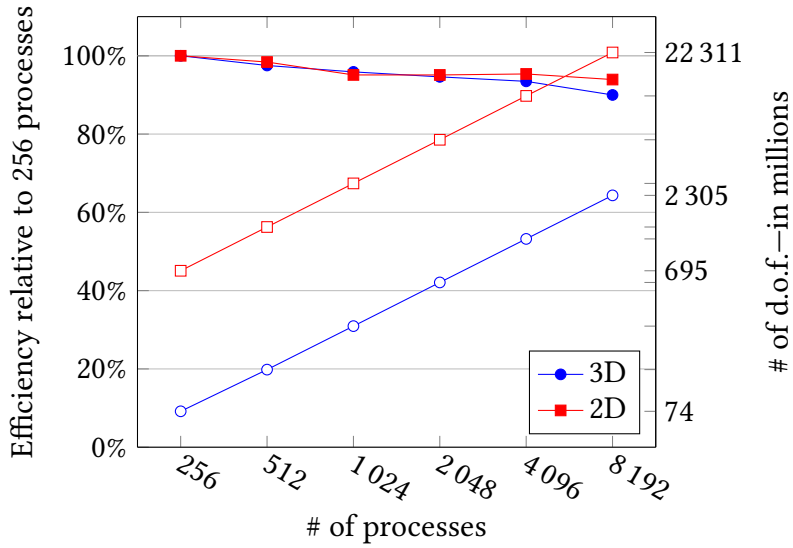
The RAS preconditioner reads:

$$M_{RAS}^{-1} := \sum_{j=1}^N R_j^T D_j A_{jj}^{-1} R_j.$$

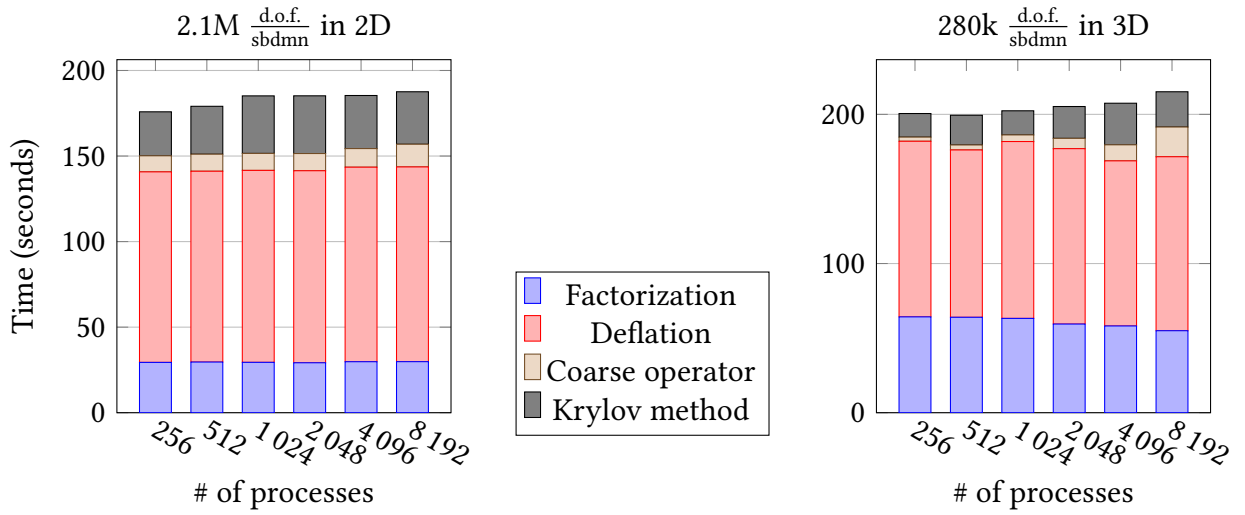
Its application to a distributed residual r consists in computing:

$$R_i M_{RAS}^{-1} \mathbf{R} = R_i \sum_{j=1}^N R_j^T D_j A_{jj}^{-1} R_j \mathbf{R} = D_i A_{ii}^{-1} \mathbf{R}_i + \sum_{j \in \mathcal{O}_i} (R_i R_j^T) D_j A_{jj}^{-1} \mathbf{R}_j.$$

The only difference in the implementation of RAS compared to ASM lies in the concurrent multiplication of the local solution to (8.4) by the partition of unity matrix D_j before data transfer between neighboring subdomains.



(a) Timings of various simulations



(b) Comparison of the time spent in various steps for building and using the preconditioner

| | N | Factorization | Deflation | Solution | # of it. | Total | # of d.o.f. |
|----|-------|---------------|-----------|----------|----------|---------|--------------------|
| 3D | 256 | 64.2 s | 117.7 s | 15.8 s | 13 | 200.6 s | $74.6 \cdot 10^6$ |
| | 512 | 64.0 s | 112.2 s | 19.9 s | 18 | 199.4 s | $144.7 \cdot 10^6$ |
| | 1 024 | 63.2 s | 118.6 s | 16.2 s | 14 | 202.4 s | $288.8 \cdot 10^6$ |
| | 2 048 | 59.4 s | 117.6 s | 21.3 s | 17 | 205.3 s | $578.0 \cdot 10^6$ |
| | 4 096 | 58.1 s | 110.7 s | 27.9 s | 20 | 207.5 s | $1.2 \cdot 10^9$ |
| | 8 192 | 55.0 s | 116.6 s | 23.6 s | 17 | 215.2 s | $2.3 \cdot 10^9$ |
| 2D | 256 | 29.4 s | 111.3 s | 25.7 s | 29 | 175.8 s | $696.0 \cdot 10^6$ |
| | 512 | 29.6 s | 111.5 s | 28.0 s | 28 | 179.1 s | $1.4 \cdot 10^9$ |
| | 1 024 | 29.4 s | 112.2 s | 33.6 s | 28 | 185.2 s | $2.8 \cdot 10^9$ |
| | 2 048 | 29.2 s | 112.2 s | 33.7 s | 28 | 185.2 s | $5.6 \cdot 10^9$ |
| | 4 096 | 29.8 s | 113.7 s | 31.0 s | 26 | 185.4 s | $11.2 \cdot 10^9$ |
| | 8 192 | 29.8 s | 113.8 s | 30.7 s | 25 | 187.6 s | $22.3 \cdot 10^9$ |

(c) Breakdown of the timings used for the figure on top

Figure 8.7: Weak scaling experiments.

Bibliography

- [1] Yves Achdou, Patrick Le Tallec, Frédéric Nataf, and Marina Vidrascu. A domain decomposition preconditioner for an advection-diffusion problem. *Comput. methods appl. mech. enrg.*, 184:145–170, 2000 (cited on page 155).
- [2] M. Adams, H. Bayraktar, T. Keaveny, and P. Papadopoulos. Ultrascale implicit finite element analyses in solid mechanics with over a half a billion degrees of freedom. In *Proceedings of the 2004 acm/ieee conference on supercomputing*. In SC04. IEEE Computer Society, 2004, 34:1–34:15 (cited on pages 243, 252).
- [3] Hubert Alcin, Bruno Koobus, Olivier Allain, and Alain Dervieux. Efficiency and scalability of a two-level Schwarz algorithm for incompressible and compressible flows. *Internat. j. numer. methods fluids*, 72(1):69–89, 2013. ISSN: 0271-2091. DOI: 10.1002/flid.3733. URL: <http://dx.doi.org/10.1002/flid.3733> (cited on page 138).
- [4] Ana Alonso-Rodriguez and Luca Gerardo-Giorda. New nonoverlapping domain decomposition methods for the harmonic Maxwell system. *Siam j. sci. comput.*, 28(1):102–122, 2006 (cited on page 86).
- [5] Patrick R. Amestoy, Iain S. Duff, Jean-Yves L’Excellent, and Jacko Koster. A fully asynchronous multifrontal solver using distributed dynamic scheduling. *Siam j. matrix analysis and applications*, 23(1):15–41, 2001 (cited on page 243).
- [6] Xavier Antoine, Yassine Boubendir, and Christophe Geuzaine. A quasi-optimal non-overlapping domain decomposition algorithm for the Helmholtz equation. *Journal of computational physics*, 231(2):262–280, 2012 (cited on page 86).
- [7] Satish Balay, Shrirang Abhyankar, Mark F. Adams, Jed Brown, Peter Brune, Kris Buschelman, Victor Eijkhout, William D. Gropp, Dinesh Kaushik, Matthew G. Knepley, Lois Curfman McInnes, Karl Rupp, Barry F. Smith, and Hong Zhang. PETSc Web page. <http://www.mcs.anl.gov/petsc>. 2014. URL: <http://www.mcs.anl.gov/petsc> (cited on pages 239, 252).

- [8] Satish Balay, William D. Gropp, Lois Curfman McInnes, and Barry F. Smith. Efficient management of parallelism in object oriented numerical software libraries. In *Modern software tools in scientific computing*. E. Arge, A. M. Bruaset, and H. P. Langtangen, editors. Birkhäuser Press, 1997, pages 163–202 (cited on pages 239, 252).
- [9] R. Barrett, M. Berry, T. F. Chan, J. Demmel, J. Donato, J. Dongarra, V. Eijkhout, R. Pozo, C. Romine, and H. Van der Vorst. *Templates for the solution of linear systems: building blocks for iterative methods, 2nd edition*. SIAM, Philadelphia, PA, 1994 (cited on pages 99, 111).
- [10] H. Barucq, J. Diaz, and M. Tlemcani. New absorbing layers conditions for short water waves. *J. comput. phys.*, 229(1):58–72, 2010. ISSN: 0021-9991. DOI: 10.1016/j.jcp.2009.08.033. URL: <http://dx.doi.org/10.1016/j.jcp.2009.08.033> (cited on page 183).
- [11] G. K. Batchelor. *An introduction to fluid dynamics*. Of *Cambridge Mathematical Library*. Cambridge University Press, Cambridge, paperback edition, 1999, pages xviii+615. ISBN: 0-521-66396-2 (cited on page 183).
- [12] Jean-François Bourgat, Roland Glowinski, Patrick Le Tallec, and Marina Vidrascu. Variational formulation and algorithm for trace operator in domain decomposition calculations. In *Domain decomposition methods*. Tony Chan, Roland Glowinski, Jacques Périaux, and Olof Widlund, editors. SIAM, Philadelphia, PA, 1989, pages 3–16 (cited on pages 155, 162, 222).
- [13] Haïm Brézis. *Analyse fonctionnelle : théorie et applications*. Dunod, Paris, 1983 (cited on page 164).
- [14] X. C. Cai, W. D. Gropp, D. E. Keyes, R. G. Melvin, and D. P. Young. Parallel Newton-Krylov-Schwarz algorithms for the transonic full potential equation. *Sisc*, 19:245–265, 1998 (cited on page ii).
- [15] Xiao Chuan Cai and David Keyes. Nonlinearly preconditioned inexact newton algorithms. *Sisc*, 2003 (cited on page ii).
- [16] Xiao-Chuan Cai, Mario A. Casarin, Frank W. Elliott Jr., and Olof B. Widlund. Overlapping Schwarz algorithms for solving Helmholtz’s equation. In, *Domain decomposition methods, 10 (boulder, co, 1997)*, pages 391–399. Amer. Math. Soc., Providence, RI, 1998 (cited on page 75).
- [17] Xiao-Chuan Cai, Charbel Farhat, and Marcus Sarkis. A minimum overlap restricted additive Schwarz preconditioner and applications to 3D flow simulations. *Contemporary mathematics*, 218:479–485, 1998 (cited on page 6).

- [18] Xiao-Chuan Cai and Marcus Sarkis. A restricted additive Schwarz preconditioner for general sparse linear systems. *Siam journal on scientific computing*, 21:239–247, 1999 (cited on pages 6, 234).
- [19] Xiao-Chuan Cai and Olof B. Widlund. Domain decomposition algorithms for indefinite elliptic problems. *Siam j. sci. statist. comput.*, 13(1):243–258, 1992 (cited on page 75).
- [20] Tony F. Chan and Tarek P. Mathew. Domain decomposition algorithms. In, *Acta numerica 1994*, pages 61–143. Cambridge University Press, 1994 (cited on page i).
- [21] Andrew Chapman and Yousef Saad. Deflated and augmented Krylov subspace techniques. *Numer. linear algebra appl.*, 4(1):43–66, 1997. ISSN: 1070-5325. DOI: 10.1002/(SICI)1099-1506(199701/02)4:1<43::AID-NLA99>3.3.CO;2-Q. URL: [http://dx.doi.org/10.1002/\(SICI\)1099-1506\(199701/02\)4:1%3C43::AID-NLA99%3E3.3.CO;2-Q](http://dx.doi.org/10.1002/(SICI)1099-1506(199701/02)4:1%3C43::AID-NLA99%3E3.3.CO;2-Q) (cited on page 125).
- [22] T. Chartier, R. D. Falgout, V. E. Henson, J. Jones, T. Manteuffel, S. McCormick, J. Ruge, and P. S. Vassilevski. Spectral AMGe (ρ AMGe). *Siam j. sci. comput.*, 25(1):1–26, 2003. ISSN: 1064-8275. DOI: 10.1137/S106482750139892X. URL: <http://dx.doi.org/10.1137/S106482750139892X> (cited on page 154).
- [23] P.L. Chebyshev. *Théorie des mécanismes connus sous le nom de parallélogrammes*. Imprimerie de l’Académie impériale des sciences, 1853 (cited on page 101).
- [24] C. Chevalier and F. Pellegrini. PT-SCOTCH: a tool for efficient parallel graph ordering. *Parallel computing*, 6-8(34):318–331, 2008 (cited on pages 13, 27, 136, 140).
- [25] Philippe Chevalier. Méthodes numériques pour les tubes hyperfréquences. résolution par décomposition de domaine. PhD thesis. Université Paris VI, 1998 (cited on page 86).
- [26] Philippe Chevalier and Frédéric Nataf. Symmetrized method with optimized second-order conditions for the Helmholtz equation. In, *Domain decomposition methods, 10 (boulder, co, 1997)*, pages 400–407. Amer. Math. Soc., Providence, RI, 1998 (cited on page 86).
- [27] W. C. Chew and W. H. Weedon. A 3d perfectly matched medium from modified maxwell’s equations with stretched coordinates. *Ieee trans. microwave opt. technol. lett.*, 7:599–604, 1994 (cited on pages 66, 86).
- [28] Philippe G. Ciarlet. *The finite element method for elliptic problems*. North-Holland, Amsterdam, 1978 (cited on page 164).

- [29] Thomas Cluzeau, Victorita Dolean, Frédéric Nataf, and Alban Quadrat. Preconditioning techniques for systems of partial differential equations based on algebraic methods. Technical report (7953). <http://hal.inria.fr/hal-00694468>. INRIA, 2012 (cited on pages 182, 183, 188).
- [30] Thomas Cluzeau, Victorita Dolean, Frédéric Nataf, and Alban Quadrat. Symbolic techniques for domain decomposition methods. In, *Domain decomposition methods in science and engineering XX*. Springer LNCSE, <http://hal.archives-ouvertes.fr/hal-00664092>, 2013 (cited on pages 182, 183, 188).
- [31] Francis Collino, G. Delbue, Patrick Joly, and A. Piacentini. A new interface condition in the non-overlapping domain decomposition. *Comput. methods appl. mech. engrg.*, 148:195–207, 1997 (cited on page 86).
- [32] Francis Collino, G. Delbue, Patrick Joly, and A. Piacentini. A new interface condition in the non-overlapping domain decomposition for the Maxwell equations Helmholtz equation and related optimal control. *Comput. methods appl. mech. engrg.*, 148:195–207, 1997 (cited on page 86).
- [33] Francis Collino, Souad Ghanemi, and Patrick Joly. Domain decomposition method for harmonic wave propagation: a general presentation. *Comput. methods appl. mech. engrg.*, 184(2-4):171–211, 2000. Vistas in domain decomposition and parallel processing in computational mechanics. ISSN: 0045-7825. DOI: 10.1016/S0045-7825(99)00228-5. URL: [http://dx.doi.org/10.1016/S0045-7825\(99\)00228-5](http://dx.doi.org/10.1016/S0045-7825(99)00228-5) (cited on pages 47, 48).
- [34] Lea Conen, Victorita Dolean, Rolf Krause, and Frédéric Nataf. A coarse space for heterogeneous Helmholtz problems based on the Dirichlet-to-Neumann operator. *J. comput. appl. math.*, 271:83–99, 2014. ISSN: 0377-0427. DOI: 10.1016/j.cam.2014.03.031. URL: <http://dx.doi.org/10.1016/j.cam.2014.03.031> (cited on pages 90, 138).
- [35] Lawrence C. Cowsar, Jan Mandel, and Mary F. Wheeler. Balancing domain decomposition for mixed finite elements. *Math. comp.*, 64(211):989–1015, 1995 (cited on pages 164, 168).
- [36] Amik St-Cyr, Martin J. Gander, and S. J. Thomas. Optimized multiplicative, additive, and restricted additive Schwarz preconditioning. *Siam j. sci. comput.*, 29(6):2402–2425 (electronic), 2007. ISSN: 1064-8275. DOI: 10.1137/060652610. URL: <http://dx.doi.org/10.1137/060652610> (cited on pages 62, 64, 234).

- [37] T. A. Davis and I. S. Duff. A combined unifrontal-multifrontal method for unsymmetric sparse matrices. *Acm transactions on mathematical software*, 25(1):1–19, 1999 (cited on page 26).
- [38] Yann-Hervé De Roeck and Patrick Le Tallec. Analysis and test of a local domain decomposition preconditioner. In *Fourth international symposium on domain decomposition methods for partial differential equations*. Roland Glowinski, Yuri Kuznetsov, Gérard Meurant, Jacques Périaux, and Olof Widlund, editors. SIAM, Philadelphia, PA, 1991, pages 112–128 (cited on page 155).
- [39] Eric de Sturler. Lecture notes on iterative methods. [http : / / www . math . vt . edu / people / sturler / LectureNotes / IterativeMethods.html](http://www.math.vt.edu/people/sturler/LectureNotes/IterativeMethods.html). 2014 (cited on page 91).
- [40] Q. Deng. An analysis for a nonoverlapping domain decomposition iterative procedure. *Siam j. sci. comput.*, 18:1517–1525, 1997 (cited on page 86).
- [41] Bruno Després. Décomposition de domaine et problème de Helmholtz. *C.r. acad. sci. paris*, 1(6):313–316, 1990 (cited on page 71).
- [42] Bruno Després. Domain decomposition method and the helmholtz problem. In *Mathematical and numerical aspects of wave propagation phenomena (strasbourg, 1991)*. SIAM, Philadelphia, PA, 1991, pages 44–52 (cited on pages 54, 77).
- [43] Bruno Després. Domain decomposition method and the Helmholtz problem.II. In *Second international conference on mathematical and numerical aspects of wave propagation (newark, de, 1993)*. SIAM, Philadelphia, PA, 1993, pages 197–206 (cited on pages 21, 43, 47, 50, 75).
- [44] Bruno Després. Méthodes de décomposition de domaine pour les problèmes de propagation d’ondes en régimes harmoniques. PhD thesis. Paris IX, 1991 (cited on page 55).
- [45] Bruno Després, Patrick Joly, and Jean E. Roberts. A domain decomposition method for the harmonic Maxwell equations. In *Iterative methods in linear algebra (brussels, 1991)*. North-Holland, Amsterdam, 1992, pages 475–484 (cited on pages 47, 50, 55, 71).
- [46] Clark R. Dohrmann. A preconditioner for substructuring based on constrained energy minimization. *Siam j. sci. comput.*, 25(1):246–258 (electronic), 2003. ISSN: 1064-8275. DOI: 10.1137/S1064827502412887. URL: [http : / / dx . doi . org / 10 . 1137 / S1064827502412887](http://dx.doi.org/10.1137/S1064827502412887) (cited on pages 155, 173).

- [47] Clark R. Dohrmann and Olof B. Widlund. An overlapping Schwarz algorithm for almost incompressible elasticity. *Siam j. numer. anal.*, 47(4):2897–2923, 2009 (cited on page 136).
- [48] Clark R. Dohrmann and Olof B. Widlund. Hybrid domain decomposition algorithms for compressible and almost incompressible elasticity. *Internat. j. numer. methods enrg.*, 82(2):157–183, 2010 (cited on page 136).
- [49] Victorita Dolean, Martin J. Gander, Stephane Lanteri, Jin-Fa Lee, and Zhen Peng. Effective transmission conditions for domain decomposition methods applied to the time-harmonic curl-curl maxwell’s equations. *Journal of computational physics*, 2014 (cited on page 87).
- [50] Victorita Dolean, Martin J. Gander, Stéphane Lanteri, Jin-Fa Lee, and Zhen Peng. Optimized Schwarz methods for curl-curl time-harmonic Maxwell’s equations. In *Proceedings of the 21st international domain decomposition conference*. Jocelyne Erhel, Martin J. Gander, Laurence Halpern, Taoufik Sassi, and Olof Widlund, editors. Springer LNCSE, 2013 (cited on page 87).
- [51] Victorita Dolean, Luca Gerardo Giorda, and Martin J. Gander. Optimized Schwarz methods for Maxwell equations. *Siam j. scient. comp.*, 31(3):2193–2213, 2009 (cited on page 86).
- [52] Victorita Dolean, Stephane Lanteri, and Frédéric Nataf. Construction of interface conditions for solving compressible Euler equations by non-overlapping domain decomposition methods. *Int. j. numer. meth. fluids*, 40:1485–1492, 2002 (cited on page 86).
- [53] Victorita Dolean, Stephane Lanteri, and Frédéric Nataf. Convergence analysis of a Schwarz type domain decomposition method for the solution of the Euler equations. *Appl. num. math.*, 49:153–186, 2004 (cited on page 86).
- [54] Victorita Dolean, Stephane Lanteri, and Frédéric Nataf. Optimized interface conditions for domain decomposition methods in fluid dynamics. *Int. j. numer. meth. fluids*, 40:1539–1550, 2002 (cited on page 86).
- [55] Victorita Dolean, Stephane Lanteri, and Ronan Perrussel. A domain decomposition method for solving the three-dimensional time-harmonic Maxwell equations discretized by discontinuous Galerkin methods. *J. comput. phys.*, 227(3):2044–2072, 2008 (cited on page 86).
- [56] Victorita Dolean, Stephane Lanteri, and Ronan Perrussel. Optimized Schwarz algorithms for solving time-harmonic Maxwell’s equations discretized by a discontinuous Galerkin method. *Ieee. trans. magn.*, 44(6):954–957, 2008 (cited on page 86).

- [57] Victorita Dolean and Frédéric Nataf. A new domain decomposition method for the compressible Euler equations. *M2an math. model. numer. anal.*, 40(4):689–703, 2006. ISSN: 0764-583X. DOI: 10.1051/m2an:2006026. URL: <http://dx.doi.org/10.1051/m2an:2006026> (cited on pages 183, 187).
- [58] Victorita Dolean and Frédéric Nataf. A new domain decomposition method for the compressible Euler equations using Smith factorization. In, *Domain decomposition methods in science and engineering XVII*. Volume 60, in Lect. Notes Comput. Sci. Eng. Pages 331–338. Springer, Berlin, 2008. DOI: 10.1007/978-3-540-75199-1_40. URL: http://dx.doi.org/10.1007/978-3-540-75199-1_40 (cited on page 183).
- [59] Victorita Dolean, Frédéric Nataf, and Gerd Rapin. Deriving a new domain decomposition method for the Stokes equations using the Smith factorization. *Math. comp.*, 78(266):789–814, 2009. ISSN: 0025-5718. DOI: 10.1090/S0025-5718-08-02172-8. URL: <http://dx.doi.org/10.1090/S0025-5718-08-02172-8> (cited on pages 183, 187, 188).
- [60] Victorita Dolean, Frédéric Nataf, and Gerd Rapin. How to use the Smith factorization for domain decomposition methods applied to the Stokes equations. In, *Domain decomposition methods in science and engineering XVII*. Volume 60, in Lect. Notes Comput. Sci. Eng. Pages 477–484. Springer, Berlin, 2008. DOI: 10.1007/978-3-540-75199-1_60. URL: http://dx.doi.org/10.1007/978-3-540-75199-1_60 (cited on page 183).
- [61] Victorita Dolean, Frédéric Nataf, Robert Scheichl, and Nicole Spillane. Analysis of a two-level Schwarz method with coarse spaces based on local Dirichlet-to-Neumann maps. *Comput. methods appl. math.*, 12(4):391–414, 2012. ISSN: 1609-4840. DOI: 10.2478/cmam-2012-0027. URL: <http://dx.doi.org/10.2478/cmam-2012-0027> (cited on pages 146, 153, 191, 192).
- [62] Maksymilian Dryja, Marcus V. Sarkis, and Olof B. Widlund. Multi-level Schwarz methods for elliptic problems with discontinuous coefficients in three dimensions. *Numer. math.*, 72(3):313–348, 1996 (cited on page 136).
- [63] Maksymilian Dryja and Olof B. Widlund. Schwarz methods of Neumann-Neumann type for three-dimensional elliptic finite element problems. *Comm. pure appl. math.*, 48(2):121–155, 1995 (cited on page 227).

- [64] Maksymilian Dryja and Olof B. Widlund. Some domain decomposition algorithms for elliptic problems. In *Iterative methods for large linear systems*. Linda Hayes and David Kincaid, editors. Proceeding of the Conference on Iterative Methods for Large Linear Systems held in Austin, Texas, October 19 - 21, 1988, to celebrate the sixty-fifth birthday of David M. Young, Jr. Academic Press, San Diego, California, 1989, pages 273–291 (cited on page 6).
- [65] Olivier Dubois. Optimized schwarz methods for the advection-diffusion equation and for problems with discontinuous coefficients. PhD thesis. McGill University, 2007 (cited on page 86).
- [66] Olivier Dubois, Martin J. Gander, Sébastien Loisel, Amik St-Cyr, and Daniel B. Szyld. The optimized Schwarz method with a coarse grid correction. *Siam j. sci. comput.*, 34(1):A421–A458, 2012. ISSN: 1064-8275. DOI: 10.1137/090774434. URL: <http://dx.doi.org/10.1137/090774434> (cited on page 86).
- [67] I. S. Duff and J. K. Reid. The multifrontal solution of indefinite sparse symmetric linear equations. *Acm trans. math. software*, 9(3):302–325, 1983. ISSN: 0098-3500. DOI: 10.1145/356044.356047. URL: <http://dx.doi.org/10.1145/356044.356047> (cited on page 156).
- [68] Yalchin Efendiev, Juan Galvis, Raytcho Lazarov, and Joerg Willems. Robust domain decomposition preconditioners for abstract symmetric positive definite bilinear forms. *Esaim math. model. numer. anal.*, 46(5):1175–1199, 2012. ISSN: 0764-583X. DOI: 10.1051/m2an/2011073. URL: <http://dx.doi.org/10.1051/m2an/2011073> (cited on pages 154, 191, 192).
- [69] Mohamed El Bouajaji, Victorita Dolean, Martin J. Gander, and Stephane Lanteri. Comparison of a one and two parameter family of transmission conditions for Maxwell’s equations with damping. In *Domain decomposition methods in science and engineering xx*. accepted for publication. Springer LNCSE, 2012 (cited on page 86).
- [70] Mohamed El Bouajaji, Victorita Dolean, Martin J. Gander, and Stephane Lanteri. Optimized Schwarz methods for the time-harmonic Maxwell equations with damping. *Siam j. scient. comp.*, 34(4):2048–2071, 2012 (cited on page 86).
- [71] Mohamed El Bouajaji, Victorita Dolean, Martin J. Gander, Stephane Lanteri, and Ronan Perrussel. Domain decomposition methods for electromagnetic wave propagation problems in heterogeneous media and complex domains. In *Domain decomposition methods in science and engineering xix*. Volume 78(1). Springer LNCSE, 2011, pages 5–16 (cited on page 86).

- [72] Bjorn Engquist and Andrew Majda. Absorbing boundary conditions for the numerical simulation of waves. *Math. comp.*, 31(139):629–651, 1977 (cited on pages 66, 69, 77).
- [73] Jocelyne Erhel and Frédéric Guyomarc’h. An augmented conjugate gradient method for solving consecutive symmetric positive definite linear systems. *Siam j. matrix anal. appl.*, 21(4):1279–1299, 2000 (cited on page 125).
- [74] Charbel Farhat, Philip Avery, Radek Tezaur, and Jing Li. FETI-DPH: a dual-primal domain decomposition method for acoustic scattering. *J. comput. acoust.*, 13(3):499–524, 2005. ISSN: 0218-396X. DOI: 10.1142/S0218396X05002761. URL: <http://dx.doi.org/10.1142/S0218396X05002761> (cited on page 138).
- [75] Charbel Farhat, Michel Lesoinne, Patrick LeTallec, Kendall Pierson, and Daniel Rixen. FETI-DP: a dual-primal unified FETI method. I. A faster alternative to the two-level FETI method. *Internat. j. numer. methods engrg.*, 50(7):1523–1544, 2001. ISSN: 0029-5981. DOI: 10.1002/nme.76. URL: <http://dx.doi.org/10.1002/nme.76> (cited on pages 155, 173).
- [76] Charbel Farhat, A. Macedo, and M. Lesoinne. A two-level domain decomposition method for the iterative solution of high-frequency exterior Helmholtz problems. *Numer. math.*, 85(2):283–303, 2000 (cited on page 138).
- [77] Charbel Farhat and Francois-Xavier Roux. A method of Finite Element Tearing and Interconnecting and its parallel solution algorithm. *Int. j. numer. meth. engrg.*, 32:1205–1227, 1991 (cited on pages 44, 164, 168).
- [78] Charbel Farhat and François-Xavier Roux. An unconventional domain decomposition method for an efficient parallel solution of large-scale finite element systems. *Siam j. sc. stat. comput.*, 13:379–396, 1992 (cited on page 155).
- [79] Eric Flauraud. Méthode de décomposition de domaine pour des milieux poreux faillés. in preparation. PhD thesis. Paris VI, 2001 (cited on page 86).
- [80] Juan Galvis and Yalchin Efendiev. Domain decomposition preconditioners for multiscale flows in high contrast media: reduced dimension coarse spaces. *Multiscale model. simul.*, 8(5):1621–1644, 2010. ISSN: 1540-3459. DOI: 10.1137/100790112. URL: <http://dx.doi.org/10.1137/100790112> (cited on pages 154, 191, 192).

- [81] Juan Galvis and Yalchin Efendiev. Domain decomposition preconditioners for multiscale flows in high-contrast media. *Multiscale model. simul.*, 8(4):1461–1483, 2010. ISSN: 1540-3459. DOI: 10.1137/090751190. URL: <http://dx.doi.org/10.1137/090751190> (cited on pages 153, 154, 191).
- [82] Martin J. Gander. On the influence of geometry on optimized Schwarz methods. *Sēma j.*, 53(1):71–78, 2011. ISSN: 1575-9822 (cited on page 86).
- [83] Martin J. Gander. Optimized Schwarz methods. *Siam j. numer. anal.*, 44(2):699–731, 2006 (cited on pages 71, 86).
- [84] Martin J. Gander. Optimized Schwarz methods for Helmholtz problems. In *Thirteenth international conference on domain decomposition*, 2001, pages 245–252 (cited on page 80).
- [85] Martin J. Gander. Schwarz methods over the course of time. *Electronic transactions on numerical analysis*, 31:228–255, 2008 (cited on page 1).
- [86] Martin J. Gander, Laurence Halpern, and Frédéric Magoulès. An optimized schwarz method with two-sided robin transmission conditions for the helmholtz equation. *Int. j. for num. meth. in fluids*, 55(2):163–175, 2007 (cited on page 86).
- [87] Martin J. Gander and Felix Kwok. Best Robin parameters for optimized Schwarz methods at cross points. *Siam j. sci. comput.*, 34(4):A1849–A1879, 2012. ISSN: 1064-8275. DOI: 10.1137/110837218. URL: <http://dx.doi.org/10.1137/110837218> (cited on page 86).
- [88] Martin J. Gander, Frédéric Magoulès, and Frédéric Nataf. Optimized Schwarz methods without overlap for the Helmholtz equation. *Siam j. sci. comput.*, 24(1):38–60, 2002 (cited on pages 62, 74, 75, 78, 86).
- [89] Martin J. Gander and Frédéric Nataf. AILU: a preconditioner based on the analytic factorization of the elliptic operator. *Numer. linear algebra appl.*, 7(7-8):505–526, 2000. Preconditioning techniques for large sparse matrix problems in industrial applications (Minneapolis, MN, 1999). ISSN: 1070-5325. DOI: 10.1002/1099-1506(200010/12)7:7/8<505::AID-NLA210>3.0.CO;2-Z. URL: [http://dx.doi.org/10.1002/1099-1506\(200010/12\)7:7/8%3C505::AID-NLA210%3E3.0.CO;2-Z](http://dx.doi.org/10.1002/1099-1506(200010/12)7:7/8%3C505::AID-NLA210%3E3.0.CO;2-Z) (cited on page 86).
- [90] Martin J. Gander and Yingxiang Xu. Optimized Schwarz Methods for Circular Domain Decompositions with Overlap. *Siam j. numer. anal.*, 52(4):1981–2004, 2014. ISSN: 0036-1429. DOI: 10.1137/130946125. URL: <http://dx.doi.org/10.1137/130946125> (cited on page 86).

- [91] Felix R. Gantmacher. *Theorie des matrices*. Dunod, 1966 (cited on page 183).
- [92] Luca Gerardo-Giorda, Patrick Le Tallec, and Frédéric Nataf. A Robin-Robin preconditioner for advection-diffusion equations with discontinuous coefficients. *Comput. methods appl. mech. engrg.*, 193:745–764, 2004 (cited on page 155).
- [93] Luca Gerardo Giorda and Frédéric Nataf. Optimized Schwarz methods for unsymmetric layered problems with strongly discontinuous and anisotropic coefficients. Technical report (561). submitted. Ecole Polytechnique, France: CMAP, CNRS UMR 7641, 2004. URL: <http://www.cmap.polytechnique.fr/preprint/repository/561.pdf> (cited on page 86).
- [94] L. Giraud and A. Haidar. Parallel algebraic hybrid solvers for large 3D convection-diffusion problems. *Numer. algorithms*, 51(2):151–177, 2009. ISSN: 1017-1398. DOI: 10.1007/s11075-008-9248-x. URL: <http://dx.doi.org/10.1007/s11075-008-9248-x> (cited on page 221).
- [95] L. Giraud, A. Haidar, and L. T. Watson. Parallel scalability study of hybrid preconditioners in three dimensions. *Parallel comput.*, 34(6-8):363–379, 2008. ISSN: 0167-8191. DOI: 10.1016/j.parco.2008.01.006. URL: <http://dx.doi.org/10.1016/j.parco.2008.01.006> (cited on page 221).
- [96] Dan Givoli. *Numerical methods for problems in infinite domains*. Elsevier, 1992 (cited on page 66).
- [97] Gene H. Golub and Charles F. Van Loan. *Matrix computations*. Johns Hopkins Univ. Press, 1989. Second Edition. (cited on page 109).
- [98] Pierre Gosselet and Christian Rey. Non-overlapping domain decomposition methods in structural mechanics. *Arch. comput. methods engrg.*, 13(4):515–572, 2006. ISSN: 1134-3060. DOI: 10.1007/BF02905857. URL: <http://dx.doi.org/10.1007/BF02905857> (cited on page 183).
- [99] Ivan Graham, P. O. Lechner, and Robert Scheichl. Domain decomposition for multiscale PDEs. *Numer. math.*, 106(4):589–626, 2007 (cited on page 191).
- [100] Anne Greenbaum. *Iterative methods for solving linear systems*. Volume 17 of *Frontiers in Applied Mathematics*. Society for Industrial and Applied Mathematics (SIAM), Philadelphia, PA, 1997, pages xiv+220. ISBN: 0-89871-396-X (cited on pages 93, 111).

- [101] Anne Greenbaum, Vlastimil Pták, and Zdeněk Strakoš. Any nonincreasing convergence curve is possible for gmres. *Siam journal on matrix analysis and applications*, 17(3):465–469, 1996 (cited on page 110).
- [102] M. Griebel and P. Oswald. On the abstract theory of additive and multiplicative Schwarz algorithms. *Numer. math.*, 70(2):163–180, 1995. ISSN: 0029-599X. DOI: 10.1007/s002110050115. URL: <http://dx.doi.org/10.1007/s002110050115> (cited on pages 195, 196).
- [103] Ryadh Haferssas, Pierre Jolivet, and Frédéric Nataf. A Robust Coarse Space for Optimized Schwarz methods SORAS-GenEO-2. 2015. URL: <https://hal.archives-ouvertes.fr/hal-01100926> (cited on page 233).
- [104] Thomas Hagstrom, R. P. Tewarson, and Aron Jazcilevich. Numerical experiments on a domain decomposition algorithm for nonlinear elliptic boundary value problems. *Appl. math. lett.*, 1(3), 1988 (cited on page 68).
- [105] F. Hecht. New development in freefem++. *J. numer. math.*, 20(3-4):251–265, 2012. ISSN: 1570-2820 (cited on pages ii, 21, 237, 239).
- [106] Van Emde Henson and Ulrike Meier Yang. Boomeramg: a parallel algebraic multigrid solver and preconditioner. *Applied numerical mathematics*, 41(1):155–177, 2002 (cited on page 245).
- [107] R.L. Higdon. Absorbing boundary conditions for difference approximations to the multi-dimensional wave equations. *Mathematics of computation*, 47(176):437–459, 1986 (cited on page 79).
- [108] Roger A. Horn and Charles R. Johnson. *Matrix analysis*. Cambridge University Press, Cambridge, second edition, 2013, pages xviii+643. ISBN: 978-0-521-54823-6 (cited on page 109).
- [109] Caroline Japhet. Optimized Krylov-Ventcell method. Application to convection-diffusion problems. In *Proceedings of the 9th international conference on domain decomposition methods*. Petter E. Bjørstad, Magne S. Espedal, and David E. Keyes, editors. ddm.org, 1998, pages 382–389 (cited on page 78).
- [110] Caroline Japhet and Frédéric Nataf. The best interface conditions for domain decomposition methods: absorbing boundary conditions. to appear in 'Artificial Boundary Conditions, with Applications to Computational Fluid Dynamics Problems' edited by L. Tournette, Nova Science. 2000 (cited on pages 72, 81, 86).
- [111] Caroline Japhet, Frédéric Nataf, and Francois Rogier. The optimized order 2 method. application to convection-diffusion problems. *Future generation computer systems future*, 18(1):17–30, 2001 (cited on pages 72, 78, 86).

- [112] Caroline Japhet, Frédéric Nataf, and Francois-Xavier Roux. The Optimized Order 2 Method with a coarse grid preconditioner. application to convection-diffusion problems. In *Ninth international conference on domain decomposition methods in science and engineering*. P. Bjorstad, M. Espedal, and D. Keyes, editors. John Wiley & Sons, 1998, pages 382–389 (cited on page 86).
- [113] P. Jolivet, F. Hecht, F. Nataf, and C. Prud’homme. Scalable domain decomposition preconditioners for heterogeneous elliptic problems. In *Proceedings of the 2013 acm/ieee conference on supercomputing*. In SC13. Best paper finalist. ACM, 2013, 80:1–80:11 (cited on page 253).
- [114] Pierre Jolivet. Méthodes de décomposition de domaine. application au calcul haute performance. PhD thesis. Université de Grenoble, <https://www.ljll.math.upmc.fr/~jolivet/thesis.pdf>, 2014 (cited on page 261).
- [115] Pierre Jolivet, Victorita Dolean, Frédéric Hecht, Frédéric Nataf, Christophe Prud’homme, and Nicole Spillane. High performance domain decomposition methods on massively parallel architectures with freefem++. *J. numer. math.*, 20(3-4):287–302, 2012. ISSN: 1570-2820 (cited on page 136).
- [116] J.P.Berenger. A perfectly matched layer for the absorption of electromagnetic waves. *J. of comp.phys.*, 114:185–200, 1994 (cited on pages 66, 86).
- [117] G. Karypis and V. Kumar. METIS: A software package for partitioning unstructured graphs, partitioning meshes, and computing fill-reducing orderings of sparse matrices. Technical report. <http://glaros.dtc.umn.edu/gkhome/views/metis>. Department of Computer Science, University of Minnesota, 1998 (cited on pages 136, 140).
- [118] George Karypis and Vipin Kumar. Metis, unstructured graph partitioning and sparse matrix ordering system. version 2.0. Technical report. Minneapolis, MN 55455: University of Minnesota, Department of Computer Science, August 1995 (cited on pages 13, 27).
- [119] Jung-Han Kimn and Marcus Sarkis. Restricted overlapping balancing domain decomposition methods and restricted coarse problems for the Helmholtz problem. *Comput. methods appl. mech. engrg.*, 196(8):1507–1514, 2007. ISSN: 0045-7825. DOI: 10.1016/j.cma.2006.03.016. URL: <http://dx.doi.org/10.1016/j.cma.2006.03.016> (cited on page 138).

- [120] Axel Klawonn and Olof B. Widlund. FETI and Neumann–Neumann iterative substructuring methods: connections and new results. *Comm. pure appl. math.*, 54:57–90, 2001 (cited on pages 164, 168).
- [121] Patrick Le Tallec. Domain decomposition methods in computational mechanics. In J. Tinsley Oden, editor, *Computational mechanics advances*. Volume 1 (2), pages 121–220. North-Holland, 1994 (cited on pages 155, 227).
- [122] Seung-Cheol Lee, Marinos Vouvakis, and Jin-Fa Lee. A non-overlapping domain decomposition method with non-matching grids for modeling large finite antenna arrays. *J. comput. phys.*, 203(1):1–21, 2005 (cited on page 86).
- [123] Pierre-Louis Lions. On the Schwarz alternating method. II. In *Domain decomposition methods*. Tony Chan, Roland Glowinski, Jacques Périaux, and Olof Widlund, editors. SIAM, Philadelphia, PA, 1989, pages 47–70 (cited on page 2).
- [124] Pierre-Louis Lions. On the Schwarz alternating method. III: a variant for nonoverlapping subdomains. In *First international symposium on domain decomposition methods for partial differential equations*. Tony F. Chan, Roland Glowinski, Jacques Périaux, and Olof Widlund, editors. SIAM, Philadelphia, PA, 1990 (cited on page 2).
- [125] Pierre-Louis Lions. On the Schwarz alternating method. III: a variant for nonoverlapping subdomains. In *Third international symposium on domain decomposition methods for partial differential equations, held in houston, texas, march 20-22, 1989*. Tony F. Chan, Roland Glowinski, Jacques Périaux, and Olof Widlund, editors. SIAM, Philadelphia, PA, 1990 (cited on pages 19, 21, 43, 44, 47, 67, 71).
- [126] Gert Lube, Lars Mueller, and Frank-Christian Otto. A non-overlapping domain decomposition method for the advection-diffusion problem. *Computing*, 64:49–68, 2000 (cited on page 86).
- [127] J. Mandel and B. Sousedík. BDDC and FETI-DP under minimalist assumptions. *Computing*, 81(4):269–280, 2007. ISSN: 0010-485X. DOI: 10.1007/s00607-007-0254-y. URL: <http://dx.doi.org/10.1007/s00607-007-0254-y> (cited on page 173).
- [128] Jan Mandel. Balancing domain decomposition. *Comm. on applied numerical methods*, 9:233–241, 1992 (cited on pages 44, 155, 211, 213, 235).
- [129] Jan Mandel and Marian Brezina. Balancing domain decomposition for problems with large jumps in coefficients. *Math.comp.*, 65(216):1387–1401, 1996 (cited on page 136).

- [130] Jan Mandel and Marian Brezina. Balancing domain decomposition for problems with large jumps in coefficients. *Math. comp.*, 65:1387–1401, 1996 (cited on page 227).
- [131] Jan Mandel and Marian Brezina. Balancing domain decomposition: theory and computations in two and three dimensions. Technical report (UCD/CCM 2). Center for Computational Mathematics, University of Colorado at Denver, 1993 (cited on page 155).
- [132] Jan Mandel, Clark R. Dohrmann, and Radek Tezaur. An algebraic theory for primal and dual substructuring methods by constraints. *Appl. numer. math.*, 54:167–193, 2005 (cited on page 155).
- [133] Jan Mandel and Bedřich Sousedík. Coarse spaces over the ages. In, *Domain decomposition methods in science and engineering XIX*. Volume 78, in Lect. Notes Comput. Sci. Eng. Pages 213–220. Springer, Heidelberg, 2011. DOI: 10.1007/978-3-642-11304-8_23. URL: http://dx.doi.org/10.1007/978-3-642-11304-8_23 (cited on page 126).
- [134] Tarek P. A. Mathew. *Domain decomposition methods for the numerical solution of partial differential equations*. Volume 61 of *Lecture Notes in Computational Science and Engineering*. Springer-Verlag, Berlin, 2008, pages xiv+764. ISBN: 978-3-540-77205-7. DOI: 10.1007/978-3-540-77209-5. URL: <http://dx.doi.org/10.1007/978-3-540-77209-5> (cited on page i).
- [135] A. M. Matsokin and S. V. Nepomnyaschikh. A Schwarz alternating method in a subspace. *Soviet mathematics*, 29(10):78–84, 1985 (cited on page 6).
- [136] Gérard Meurant. *The Lanczos and conjugate gradient algorithms*. Volume 19 of *Software, Environments, and Tools*. Society for Industrial and Applied Mathematics (SIAM), Philadelphia, PA, 2006, pages xvi+365. ISBN: 978-0-898716-16-0; 0-89871-616-0. DOI: 10.1137/1.9780898718140. URL: <http://dx.doi.org/10.1137/1.9780898718140>. From theory to finite precision computations (cited on page 111).
- [137] Frédéric Nataf. A new approach to perfectly matched layers for the linearized Euler system. *J. comput. phys.*, 214(2):757–772, 2006. ISSN: 0021-9991. DOI: 10.1016/j.jcp.2005.10.014. URL: <http://dx.doi.org/10.1016/j.jcp.2005.10.014> (cited on page 183).
- [138] Frédéric Nataf. Absorbing boundary conditions in block Gauss-Seidel methods for convection problems. *Math. models methods appl. sci.*, 6(4):481–502, 1996 (cited on pages 73, 86).

- [139] Frédéric Nataf and Francis Nier. Convergence rate of some domain decomposition methods for overlapping and nonoverlapping subdomains. *Numerische mathematik*, 75(3):357–77, 1997 (cited on page 86).
- [140] Frédéric Nataf and Francois Rogier. Factorization of the convection-diffusion operator and the Schwarz algorithm. *M³AS*, 5(1):67–93, 1995 (cited on page 50).
- [141] Frédéric Nataf, Francois Rogier, and Eric de Sturler. Optimal interface conditions for domain decomposition methods. Technical report (301). CMAP (Ecole Polytechnique), 1994 (cited on page 68).
- [142] Frédéric Nataf, Hua Xiang, and Victorita Dolean. A two level domain decomposition preconditioner based on local Dirichlet-to-Neumann maps. *C. r. mathématique*, 348(21-22):1163–1167, 2010 (cited on pages 136, 153, 154).
- [143] Frédéric Nataf, Hua Xiang, Victorita Dolean, and Nicole Spillane. A coarse space construction based on local Dirichlet to Neumann maps. *Siam j. sci comput.*, 33(4):1623–1642, 2011 (cited on pages 136, 153, 154, 191, 192).
- [144] Sergey V. Nepomnyaschikh. Decomposition and fictitious domains for elliptic boundary value problems. In *Fifth international symposium on domain decomposition methods for partial differential equations*. David E. Keyes, Tony F. Chan, Gérard A. Meurant, Jeffrey S. Scroggs, and Robert G. Voigt, editors. SIAM, Philadelphia, PA, 1992, pages 62–72 (cited on pages 195, 196).
- [145] Sergey V. Nepomnyaschikh. Mesh theorems of traces, normalizations of function traces and their inversions. *Sov. j. numer. anal. math. modeling*, 6:1–25, 1991 (cited on pages 195, 196, 235).
- [146] Roy A. Nicolaides. Deflation of conjugate gradients with applications to boundary value problems. *Siam j. numer. anal.*, 24(2):355–365, 1987. ISSN: 0036-1429. DOI: 10.1137/0724027. URL: <http://dx.doi.org/10.1137/0724027> (cited on pages 123, 128, 153).
- [147] Francis Nier. Remarques sur les algorithmes de décomposition de domaines. In *Seminaire: équations aux dérivées partielles, 1998–1999*, Exp. No. IX, 26. École Polytech., 1999 (cited on page 68).
- [148] M. Oorsprong, F. Berberich, V. Teodor, T. Downes, S. Erotokritou, S. Requena, E. Hogan, M. Peters, S. Wong, A. Gerber, E. Emeriau, R. Guichard, G. Yepes, K. Ruud, et al., editors. *Prace annual report 2013*. Insight Publishers, 2014 (cited on page 253).

- [149] Michael L. Parks, Eric de Sturler, Greg Mackey, Duane D. Johnson, and Spandan Maiti. Recycling Krylov subspaces for sequences of linear systems. *Siam j. sci. comput.*, 28(5):1651–1674 (electronic), 2006. ISSN: 1064-8275. DOI: 10.1137/040607277. URL: <http://dx.doi.org/10.1137/040607277> (cited on page 125).
- [150] Luca F. Pavarino and Olof B. Widlund. Balancing Neumann-Neumann methods for incompressible Stokes equations. *Comm. pure appl. math.*, 55(3):302–335, 2002 (cited on page 155).
- [151] Astrid Pechstein and Clemens Pechstein. A feti method for a tdnns discretization of plane elasticity. Technical report (2013-05). <http://www.numa.uni-linz.ac.at/publications/List/2013/2013-05.pdf>; Johannes Kepler University Linz, 2013 (cited on page 189).
- [152] Astrid Pechstein and Joachim Schöberl. Anisotropic mixed finite elements for elasticity. *Internat. j. numer. methods engrg.*, 90(2):196–217, 2012. ISSN: 0029-5981. DOI: 10.1002/nme.3319. URL: <http://dx.doi.org/10.1002/nme.3319> (cited on page 189).
- [153] Clemens Pechstein. *Finite and boundary element tearing and interconnecting solvers for multiscale problems*. Springer-Verlag, 2013 (cited on page 173).
- [154] Clemens Pechstein and Robert Scheichl. Analysis of FETI methods for multiscale PDEs. *Numer. math.*, 111(2):293–333, 2008 (cited on page 136).
- [155] Clemens Pechstein and Robert Scheichl. Scaling up through domain decomposition. *Appl. anal.*, 88(10-11):1589–1608, 2009 (cited on pages 136, 191).
- [156] Clemens Pechstein and Robert Scheichl. Weighted Poincaré inequalities. Technical report (NuMa-Report 2010-10). Institute of Computational Mathematics, Johannes Kepler University Linz, 2010 (cited on page 152).
- [157] Zhen Peng and Jin-Fa Lee. Non-conformal domain decomposition method with second-order transmission conditions for time-harmonic electromagnetics. *J. comput. phys.*, 229(16):5615–5629, 2010 (cited on page 86).
- [158] Zhen Peng, Vineet Rawat, and Jin-Fa Lee. One way domain decomposition method with second order transmission conditions for solving electromagnetic wave problems. *J. comput. phys.*, 229(4):1181–1197, 2010 (cited on page 86).

- [159] Jack Poulson, Björn Engquist, Siwei Li, and Lexing Ying. A parallel sweeping preconditioner for heterogeneous 3D Helmholtz equations. *Siam j. sci. comput.*, 35(3):C194–C212, 2013. ISSN: 1064-8275. DOI: 10.1137/120871985. URL: <http://dx.doi.org/10.1137/120871985> (cited on page 86).
- [160] Alfio Quarteroni and Alberto Valli. *Domain decomposition methods for partial differential equations*. Oxford Science Publications, 1999 (cited on page i).
- [161] Vineet Rawat and Jin-Fa Lee. Nonoverlapping domain decomposition with second order transmission condition for the time-harmonic Maxwell’s equations. *Siam j. sci. comput.*, 32(6):3584–3603, 2010. ISSN: 1064-8275 (cited on page 86).
- [162] François-Xavier Roux, Frédéric Magoulès, Laurent Series, and Yasmine Boubendir. Approximation of optimal interface boundary conditions for two-Lagrange multiplier FETI method. In, *Domain decomposition methods in science and engineering*. Volume 40, in Lect. Notes Comput. Sci. Eng. Pages 283–290. Springer, Berlin, 2005 (cited on page 62).
- [163] Yousef Saad. Analysis of augmented Krylov subspace methods. *Siam j. matrix anal. appl.*, 18(2):435–449, 1997. ISSN: 0895-4798. DOI: 10.1137/S0895479895294289. URL: <http://dx.doi.org/10.1137/S0895479895294289> (cited on page 125).
- [164] Youssef Saad. *Iterative methods for sparse linear systems*. PWS Publishing Company, 1996 (cited on pages 93, 104, 108, 111, 125).
- [165] Youssef Saad and Martin H. Schultz. GMRES: a generalized minimal residual algorithm for solving nonsymmetric linear systems. *Siam j. sci. stat. comp.*, 7:856–869, 1986 (cited on page 104).
- [166] Achim Schädle, Lin Zschiedrich, Sven Burger, Roland Klose, and Frank Schmidt. Domain decomposition method for Maxwell’s equations: scattering off periodic structures. *J. comput. phys.*, 226(1):477–493, 2007. ISSN: 0021-9991. DOI: 10.1016/j.jcp.2007.04.017. URL: <http://dx.doi.org/10.1016/j.jcp.2007.04.017> (cited on page 86).
- [167] Robert Scheichl and Eero Vainikko. Additive Schwarz with aggregation-based coarsening for elliptic problems with highly variable coefficients. *Computing*, 80(4):319–343, 2007 (cited on page 191).
- [168] Robert Scheichl, Panayot S. Vassilevski, and Ludmil Zikatanov. Weak approximation properties of elliptic projections with functional constraints. *Multiscale model. simul.*, 9(4):1677–1699, 2011. ISSN: 1540-3459. DOI: 10.1137/110821639. URL: <http://dx.doi.org/10.1137/110821639> (cited on pages 154, 191).

- [169] H. A. Schwarz. Über einen Grenzübergang durch alternierendes Verfahren. *Vierteljahrsschrift der Naturforschenden Gesellschaft in Zürich*, 15:272–286, 1870 (cited on pages ii, 1).
- [170] Barry F. Smith, Petter E. Bjørstad, and William Gropp. *Domain decomposition: parallel multilevel methods for elliptic partial differential equations*. Cambridge University Press, 1996 (cited on pages i, 168, 169).
- [171] Henry J Stephen Smith. On systems of linear indeterminate equations and congruences. *Philosophical transactions of the royal society of london*, 151:293–326, 1861 (cited on page 183).
- [172] Nicole Spillane, Victorita Dolean, Patrice Hauret, Frédéric Nataf, Clemens Pechstein, and Robert Scheichl. A robust two-level domain decomposition preconditioner for systems of PDEs. *C. r. math. acad. sci. paris*, 349(23-24):1255–1259, 2011. ISSN: 1631-073X. DOI: 10.1016/j.crma.2011.10.021. URL: <http://dx.doi.org/10.1016/j.crma.2011.10.021> (cited on page 192).
- [173] Nicole Spillane, Victorita Dolean, Patrice Hauret, Frédéric Nataf, Clemens Pechstein, and Robert Scheichl. Abstract robust coarse spaces for systems of PDEs via generalized eigenproblems in the overlaps. *Numer. math.*, 126(4):741–770, 2014. ISSN: 0029-599X. DOI: 10.1007/s00211-013-0576-y. URL: <http://dx.doi.org/10.1007/s00211-013-0576-y> (cited on pages 192, 233, 235).
- [174] Nicole Spillane, Victorita Dolean, Patrice Hauret, Frédéric Nataf, and Daniel Rixen. Solving generalized eigenvalue problems on the interfaces to build a robust two-level FETI method. *C. r. math. acad. sci. paris*, 351(5-6):197–201, 2013. ISSN: 1631-073X. DOI: 10.1016/j.crma.2013.03.010. URL: <http://dx.doi.org/10.1016/j.crma.2013.03.010> (cited on pages 221, 233, 235).
- [175] Nicole Spillane and Daniel Rixen. Automatic spectral coarse spaces for robust finite element tearing and interconnecting and balanced domain decomposition algorithms. *Internat. j. numer. methods engrg.*, 95(11):953–990, 2013. ISSN: 0029-5981. DOI: 10.1002/nme.4534. URL: <http://dx.doi.org/10.1002/nme.4534> (cited on page 221).
- [176] Patrick Le Tallec, Jan Mandel, and Marina Vidrascu. A Neumann-Neumann Domain Decomposition Algorithm for Solving Plate and Shell Problems. *Siam j. numer. anal.*, 35:836–867, 1998 (cited on page 155).
- [177] Patrick Le Tallec and A. Patra. Methods for adaptive hp approximations of Stokes problem with discontinuous pressure fields. *Comp. meth. appl. mech. eng.*, 145:361–379, 1997 (cited on page 155).

- [178] J.M. Tang, R. Nabben, C. Vuik, and Y.A. Erlangga. Comparison of two-level preconditioners derived from deflation, domain decomposition and multigrid methods. *Journal of scientific computing*, 39(3):340–370, 2009 (cited on pages 125, 211).
- [179] Andrea Toselli and Olof Widlund. *Domain decomposition methods - algorithms and theory*. Volume 34 of *Springer Series in Computational Mathematics*. Springer, 2005 (cited on pages i, 6, 125, 126, 141, 143, 144, 148, 153, 173, 197).
- [180] H. A. van der Vorst. Bi-CGSTAB: a fast and smoothly converging variant of Bi-CG for the solution of nonsymmetric linear systems. *Siam j. sci. statist. comput.*, 13(2):631–644, 1992. ISSN: 0196-5204. DOI: 10.1137/0913035. URL: <http://dx.doi.org/10.1137/0913035> (cited on pages 104, 110).
- [181] Joerg Willems. Robust multilevel methods for general symmetric positive definite operators. *Siam j. numer. anal.*, 52(1):103–124, 2014. ISSN: 0036-1429. DOI: 10.1137/120865872. URL: <http://dx.doi.org/10.1137/120865872> (cited on page 192).
- [182] Françoise Willien, Isabelle Faille, Frédéric Nataf, and Frédéric Schneider. Domain decomposition methods for fluid flow in porous medium. In *6th european conference on the mathematics of oil recovery*, 1998 (cited on pages 81, 86).
- [183] J.T. Wloka, B. Rowley, and B. Lawruk. *Boundary Value Problems for Elliptic Systems*. Cambridge University Press, Cambridge, 1995 (cited on page 183).
- [184] Jinchao Xu. Theory of multilevel methods. PhD thesis. Cornell University, 1989 (cited on page 197).